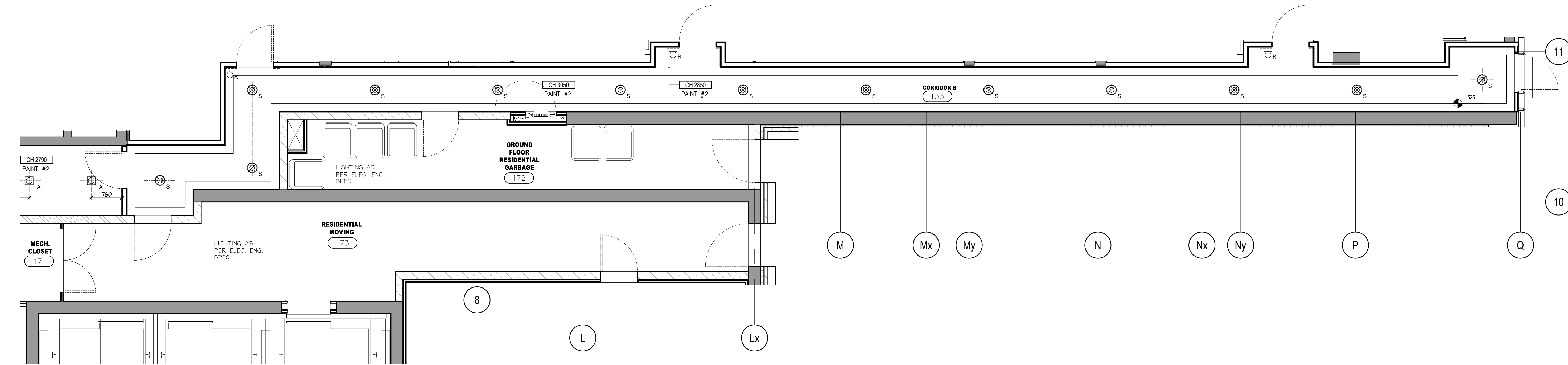
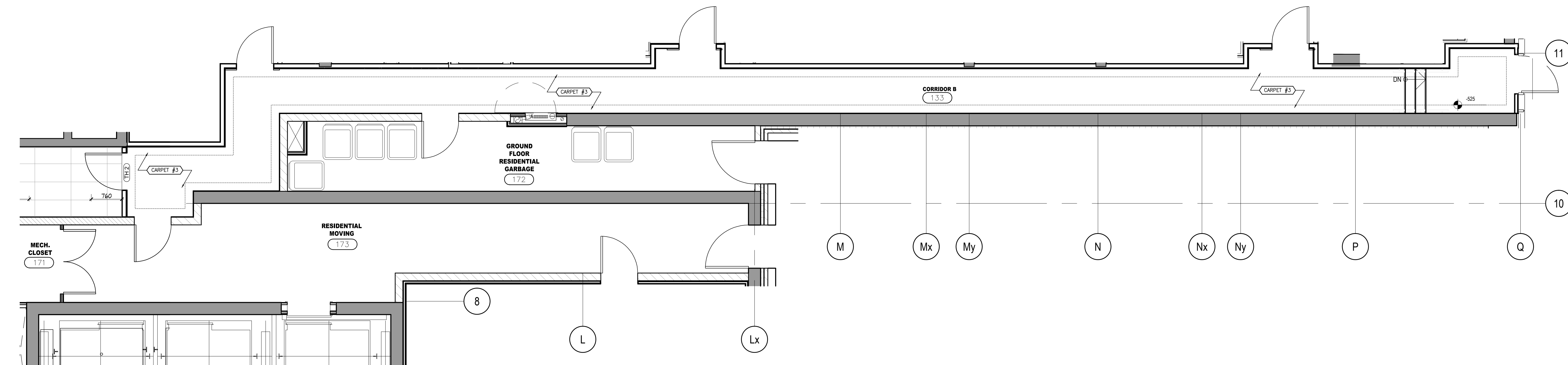


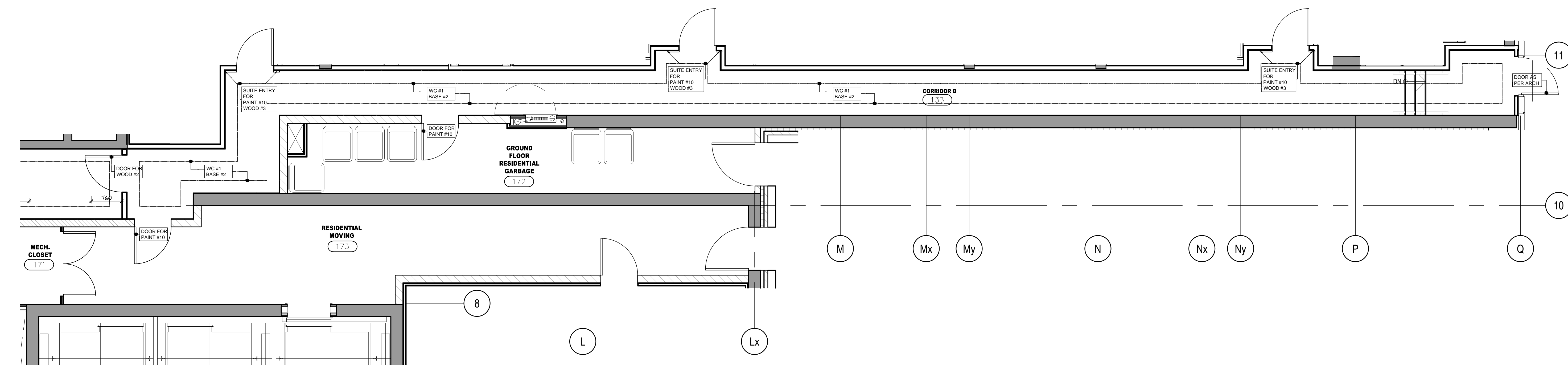
1 CONSTRUCTION PLAN
 (D1.1.1) GROUND FLOOR SCALE 1:50



2 REFLECTED CEILING PLAN
 (D1.1.2) GROUND FLOOR SCALE 1:50



3 FLOOR FINISHES PLAN
 (D1.1.3) GROUND FLOOR SCALE 1:50



4 WALL FINISHES PLAN
 (D1.1.4) GROUND FLOOR SCALE 1:50

DO NOT SCALE DRAWINGS.

CONTRACTOR MUST VERIFY ALL DRAWINGS, DIMENSIONS, DETAILS AND SPECIFICATIONS, AND REPORT ANY DISCREPANCIES TO UNION 31 INC. BEFORE PROCEEDING WITH WORK. MATERIALS MAY NOT BE SUBSTITUTED WITHOUT WRITTEN APPROVAL FROM UNION 31 INC. ALL DRAWINGS AND SPECIFICATIONS ARE INSTRUMENTS OF SERVICE AND THE PROPERTY OF UNION 31 INC. WHICH MUST BE RETURNED AT THE COMPLETION OF THE WORK.

PRINTED: 26-JAN-15

NO.	DATE	COMMENTS	INI
02	26 JAN / 15	ISSUED FOR TENDER	AP
01	22 AUG / 14	ISSUED FOR PERMIT	AP

REVISIONS:

UNION 31

UNION31 INC.
 183 BATHURST STREET, STE. 201
 TORONTO, ON, M5T 2R7, CANADA
 TEL: 416-597-1576 FAX: 416-597-2139

PROJECT NAME:
**ALEXANDRA PARK
 MAIN BUILDING**
 BLOCK 11
 ON, Canada

PROJECT NO.:
 13-949

DRAWINGS:
 GROUND FLOOR / CORRIDOR
 CONSTRUCTION PLAN &
 REFLECTED CEILING PLAN
 FLOOR & WALL FINISHES PLANS

DATE STARTED: 07 AUG / 13	DRAWING NO.:
SCALE: 1 : 50	ID
DRAWN BY: AP	1.1.5
APPROVED BY: KC	