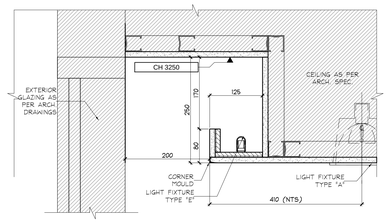

1 ID3.1.0 CEILNG SECTION
EAST VESTIBULE
1ST FLOOR
SCALE 1:5

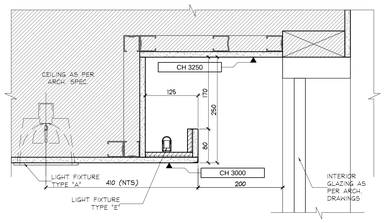

2 ID3.1.0 CEILNG SECTION
EAST VESTIBULE
1ST FLOOR
SCALE 1:5

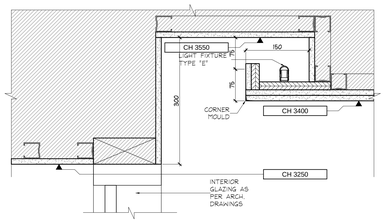

3 ID3.1.0 CEILNG SECTION
EAST VESTIBULE
1ST FLOOR
SCALE 1:5

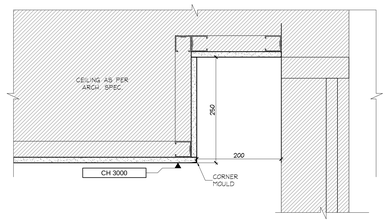

4 ID3.1.0 SECTION @ EXTERIOR GLAZ
1ST FLOOR
SCALE 1:5

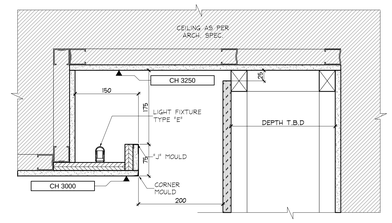

5 ID3.1.0 SECTION @ FIREPLACE
1ST FLOOR
SCALE 1:5

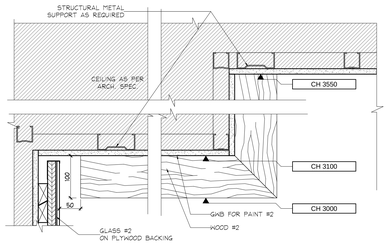

6 ID3.1.0 BULKHEAD @ CONCIERGE
1ST FLOOR
SCALE 1:5

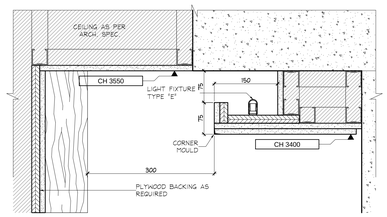

7 ID3.1.0 BULKHEAD @ CONCIERGE
1ST FLOOR
SCALE 1:5

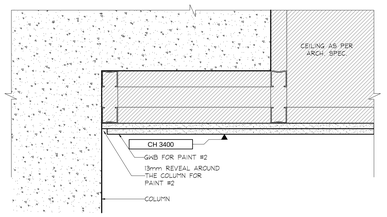

8 ID3.1.0 BULKHEAD @ CONCIERGE
1ST FLOOR
SCALE 1:5

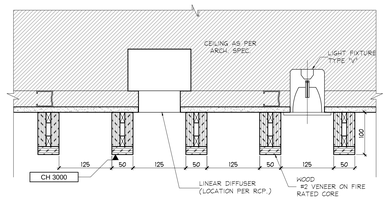

9 ID3.1.0 SECTION
CEILING DETAIL @ CONCIERGE
1ST FLOOR
SCALE 1:5

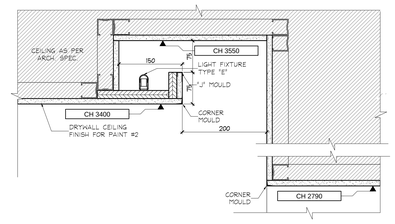

10 ID3.1.0 SECTION
1ST FLOOR
SCALE 1:5

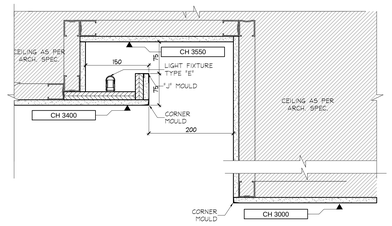

11 ID3.1.0 SECTION
1ST FLOOR
SCALE 1:5

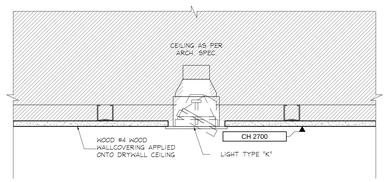

12 ID3.1.0 LIGHT DETAIL
ELEVATOR LOBBY
1ST FLOOR
SCALE 1:5

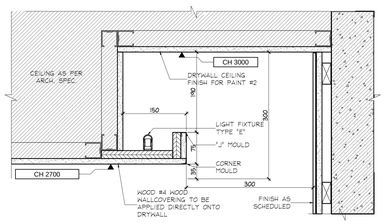

13 ID3.1.0 SECTION @ ELEVATOR COVE
1ST FLOOR
SCALE 1:5

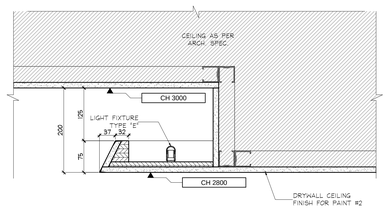

14 ID3.1.0 CEILING SECTION
PARTY ROOM
1ST FLOOR
SCALE 1:5

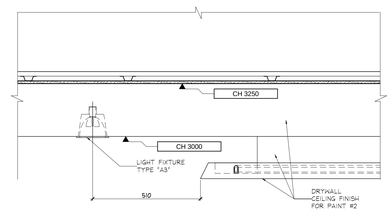

15 ID3.1.0 CEILING SECTION
PARTY ROOM
1ST FLOOR
SCALE 1:10

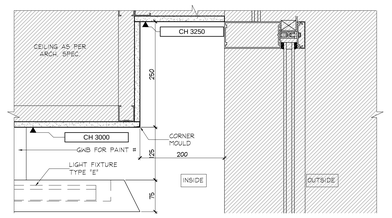

16 ID3.1.0 CEILING SECTION
PARTY ROOM
1ST FLOOR
SCALE 1:5

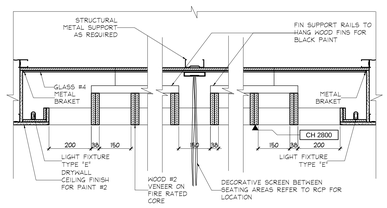

17 ID3.1.0 CEILING SECTION
PARTY ROOM
1ST FLOOR
SCALE 1:10

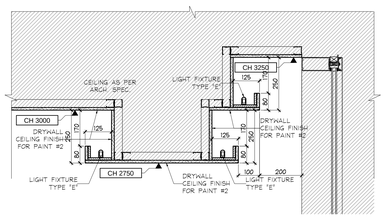

18 ID3.1.0 CEILING SECTION
FITNESS AREA
1ST FLOOR
SCALE 1:10

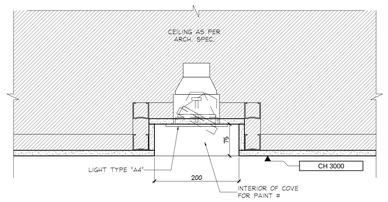

19 ID3.1.0 CEILING SECTION
FITNESS AREA
1ST FLOOR
SCALE 1:5

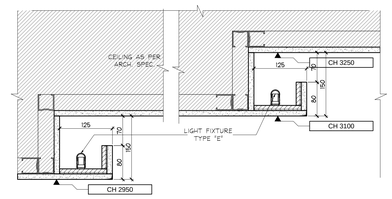

20 ID3.1.0 CEILING SECTION
THEATRE
1ST FLOOR
SCALE 1:5

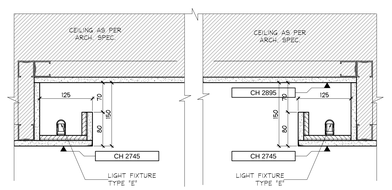

21 ID3.1.0 CEILING SECTION
PROPERTY MANAGEMENT OFFICE
1ST FLOOR
SCALE 1:5

DO NOT SCALE DRAWINGS.

CONTRACTOR MUST VERIFY ALL DRAWINGS, DIMENSIONS, DETAILS AND SPECIFICATIONS, AND REPORT ANY DISCREPANCIES TO *UNION 31 INC.* BEFORE PROCEEDING WITH WORK. MATERIALS MAY NOT BE SUBSTITUTED WITHOUT WRITTEN APPROVAL FROM *UNION 31 INC.*

ALL DRAWINGS AND SPECIFICATIONS ARE INSTRUMENTS OF SERVICE AND THE PROPERTY OF *UNION 31 INC.* WHICH MUST BE RETURNED AT THE COMPLETION OF THE WORK.

PRINTED: 15-Jun-15

NO.	DATE	COMMENTS	INI
09	16 JUNE / 15	ISSUED FOR FINISH CARPENTRY	CB
03	06 MAR / 15	ISSUED FOR TILE TENDER	AP
02	26 JAN / 15	ISSUED FOR TENDER	AP
01	22 AUG / 14	ISSUED FOR PERMIT	AP

REVISIONS:

UNION31

UNION31 INC.
183 BATHURST STREET, STE 201
TORONTO, ON, M5T 2R7, CANADA
TEL: 416-597-1576 FAX: 416-597-2139

PROJECT NAME:
ALEXANDRA PARK
MAIN BUILDING
BLOCK 11
ON, Canada

PROJECT NO.: 13-949

DRAWING/S:
CEILING DETAILS

DATE STARTED:	07 AUG / 13	DRAWING NO.:	ID 3.1.0
SCALE:	AS NOTED		
DRAWN BY:	GG		
APPROVED BY:	KC		

35 x 48