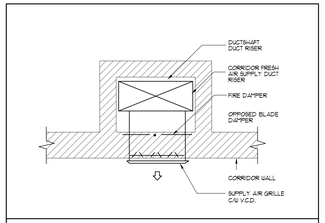

TYPICAL CORRIDOR SUPPLY AIR DETAILS
N.T.S.

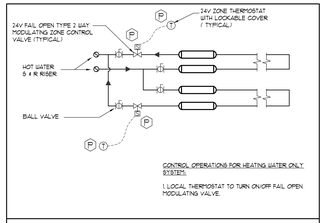

FIN TUBE HEATING CONTROL DETAIL (HTG. WATER ONLY)
N.T.S.

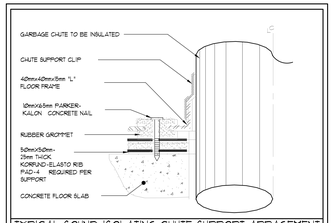

TYPICAL SOUND ISOLATING CHUTE SUPPORT ARRAGEMENT
N.T.S.

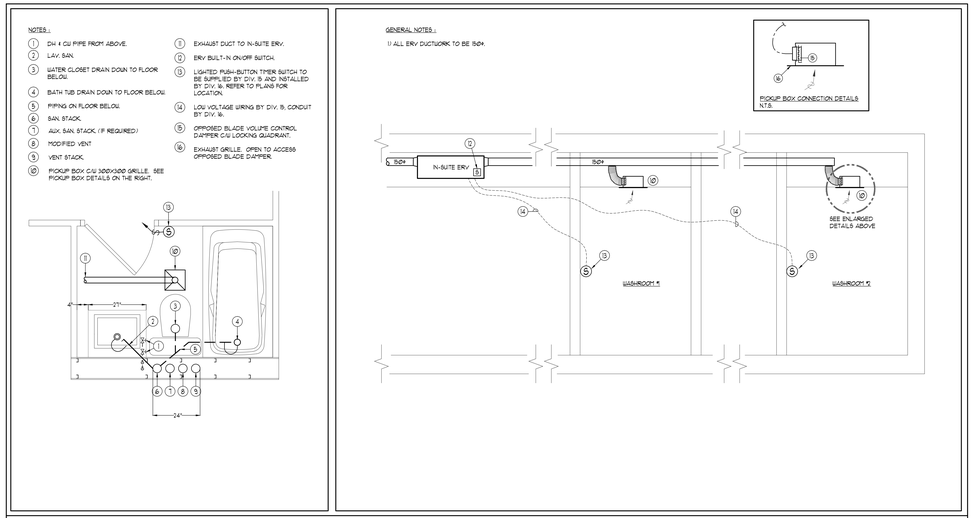

WASHROOM EXHAUST DETAIL
N.T.S.

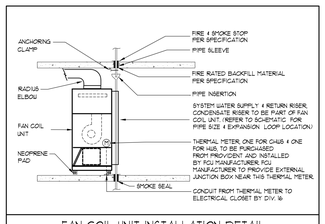

FAN COIL UNIT INSTALLATION DETAIL
N.T.S.

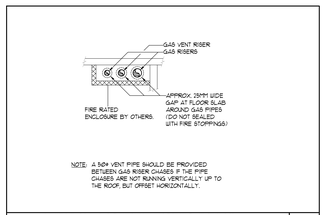

TYPICAL GAS PIPE RISERS DETAIL
IF ENCLOSED BY FIRE RATED ENCLOSURE
NTS

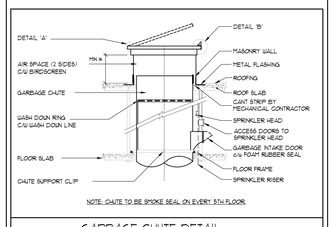

GARBAGE CHUTE DETAIL
N.T.S.

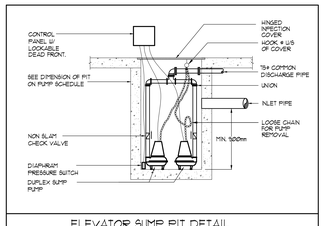

ELEVATOR SUMP PIT DETAIL
N.T.S.

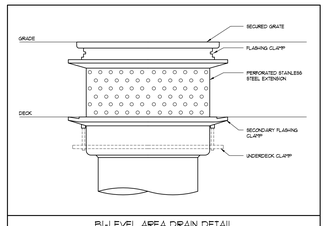

BI-LEVEL AREA DRAIN DETAIL
N.T.S.

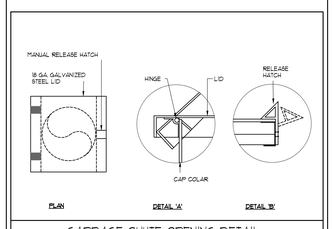

GARBAGE CHUTE OPENING DETAIL
N.T.S.

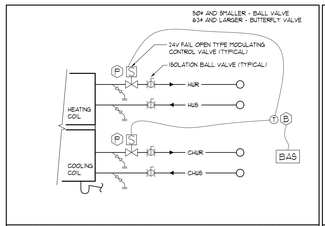

2-WAY VALVE PIPING ARRANGEMENT FOR 4-PIPE SYSTEM (SEPARATE COOLING/HEATING COILS)
N.T.S.

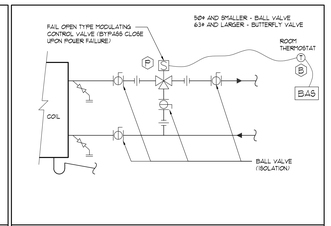

3-WAY VALVE PIPING ARRANGEMENT
N.T.S.

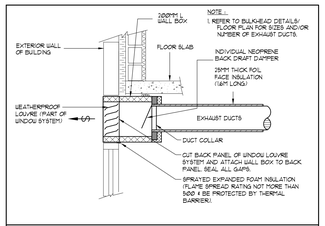

WALL BOX DETAIL
N.T.S.

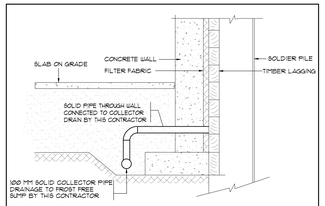

WEEPING TILE INSTALLATION DETAILS
N.T.S.

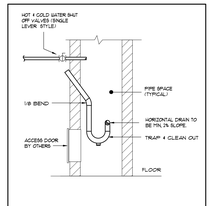

WASHER CONNECTION DETAIL
N.T.S.

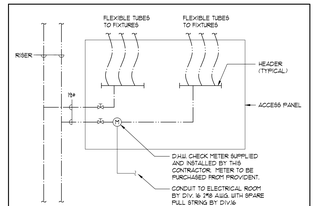

IN-SUITE D.H. & C.W. ARRANGEMENT BEHIND KITCHEN CABINET
N.T.S.

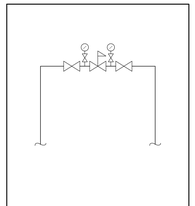

DOMESTIC FRY CONNECTION DETAILS
N.T.S.

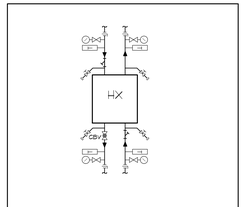

HEAT EXCHANGER
N.T.S.

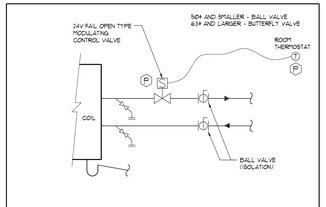

2-WAY VALVE PIPING ARRANGEMENTFOR 2-PIPE SYSTEM
N.T.S.

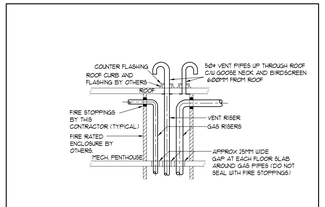

TYPICAL SECTION VIEW OF GAS PIPE RISERS
IF ENCLOSED BY FIRE RATED ENCLOSURE
NTS

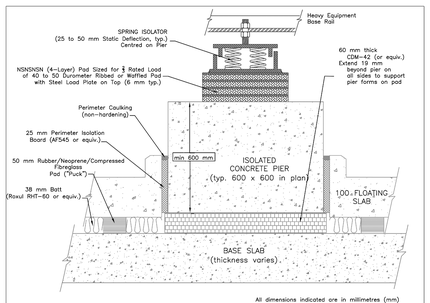

CHILLER ROOM FLOATING FLOOR W/ ISOLATING PIER DETAILS (FOR REFERENCE ONLY)
N.T.S.

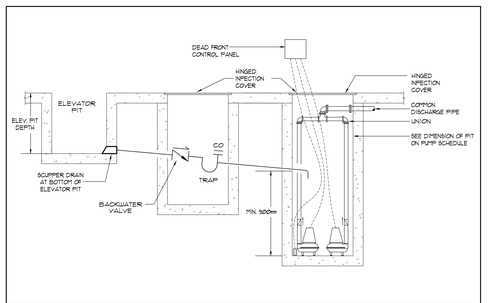

ELEVATOR SUMP PIT DETAIL w/ BACKWATER VALVE
N.T.S.

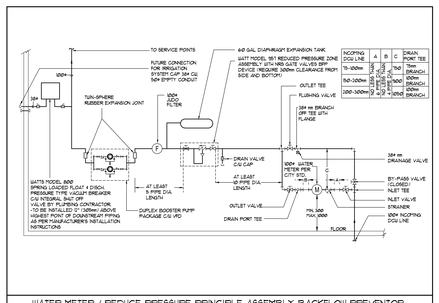

WATER METER / REDUCE PRESSURE PRINCIPLE ASSEMBLY BACKFLOW PREVENTOR DEVICE DETAILS
N.T.S.

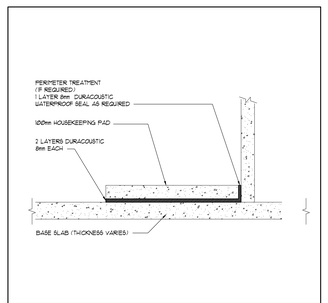

ISOLATED HOUSEKEEPING PAD DETAIL
N.T.S.

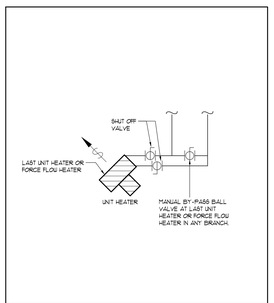

TYPICAL MANUAL BY-PASS DETAIL FOR LAST UNIT OR FORCE FLOW HEATER IN SYSTEM
NTS

DATE	NO.	DESCRIPTION	BY
07/10/14	2	RE-ISSUED FOR PERMIT	EP
05/12/14	1	ISSUED FOR PERMIT	EP

MARK VOID ALL PRINTS DATED PREVIOUS TO FINAL DATE ABOVE

REVISIONS

CONTRACTOR MUST CHECK AND VERIFY ALL DIMENSIONS AND CONDITIONS ON THE JOB AND REPORT DISCREPANCIES TO THE ENGINEER BEFORE PROCEEDING WITH THE WORK. THIS DRAWING IS THE PROPERTY OF THE ENGINEER AND MAY BE RETURNED UPON COMPLETION OF THE WORK.

DRAWINGS ARE NOT TO BE SCALED

NOVA TREND ENGINEERING GROUP LTD.
07/10/14 ERIC POE KAI PUN PROFESSIONAL ENGINEER PROVINCE OF ONTARIO
175 West Beaver Creek Road, Unit 31
Richmond Hill, Ontario L4B 3M1
Tel: 905 882-5445
Fax: 905 882-5447
Email: cad@novatrendeng.com

DRAWING TITLE
DETAILS #1

PROJECT TITLE
ALEXANDRA PARK
XXX
TORONTO ONTARIO

DRAWN BY:	CHECKED BY:	SCALE:
G.G.	E.P.	N.T.S.
DATE: FEB. 13	PROJECT NUMBER: 1313	DRAWING NUMBER: M-38 OF 39

Drawing name: \\CADSERVER\Current Dwgs\1313\13 - Alexandra Park\1313\1313M - 38(ATM)(#1).dwg Printed: Jul 09, 2014 - 4:13pm