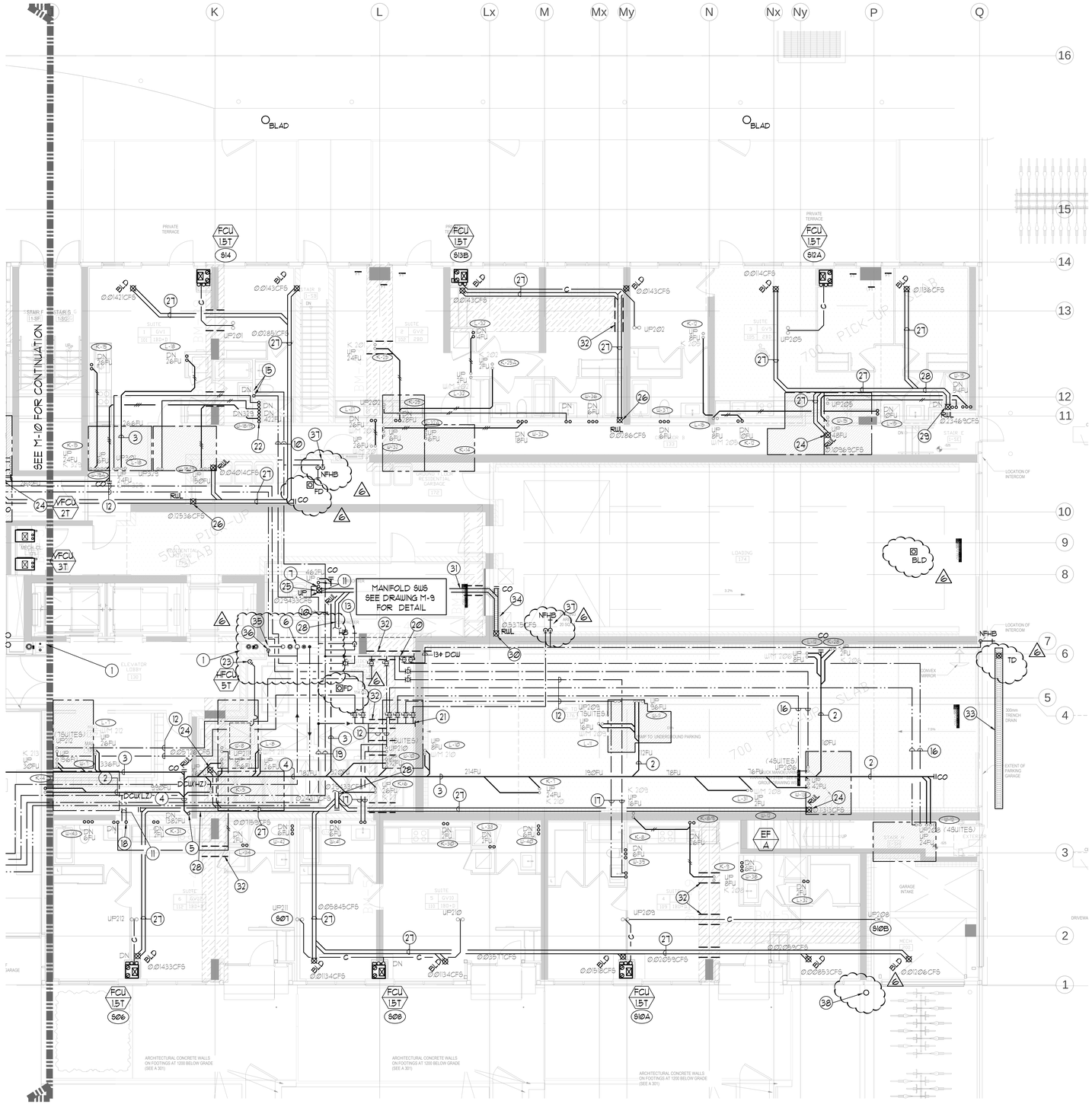

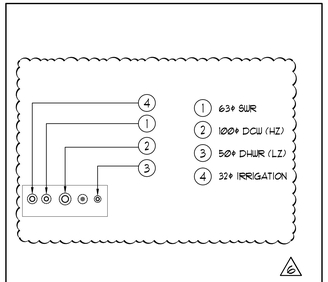

PIPE SHAFT C: G/F — NTS

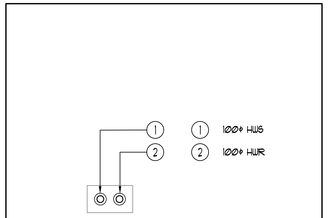

PIPE SHAFT B: G/F — NTS

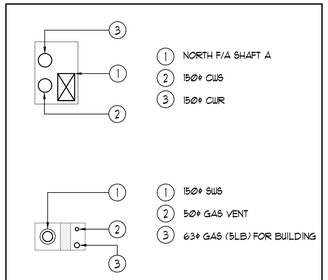

PIPE SHAFT A: G/F — NTS

FOR PIPES ≥ 5Ø USE BUTTERFLY VALVE.
FOR PIPES < 5Ø USE BALL VALVE.

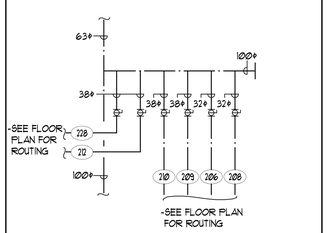

DCW MANIFOLD C — NTS

FOR PIPES ≥ 5Ø USE BUTTERFLY VALVE.
FOR PIPES < 5Ø USE BALL VALVE.

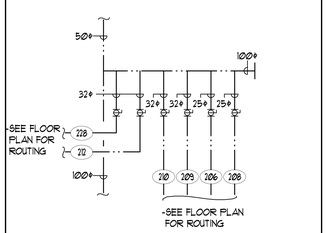

DHW MANIFOLD D — NTS

REFER TO DWG M-6 FOR GENERAL NOTES AND M-9 FOR ACOUSTIC NOTES

CLEAR FLOOR TO UNDERSLAB = 4050mm
CLEAR PRODUCT= 3000mm
COMPLETE DROP CEILING =1000mm FOR DUCT/PIPES
ROOF DRAINS & TERRACE DRAINS FROM 2/F

NOTES:

1. PIPE SHAFT - REFER TO PIPE RISER DETAIL ON THIS DRAWING FOR DETAILS.
2. 100Ø SAN @ 1%.
3. 150Ø SAN @ 1%.
4. 200Ø SAN @ 1%.
5. 200Ø SAN DOWN.
6. 100Ø DCW (HZ) UP & 50Ø DHWR FROM PIPE RISER ABOVE.
7. 50Ø DCW & 38Ø DHW UP.
8. 100Ø DCW (LZ) & 100Ø DCW (HZ)
9. 75Ø DHW (LZ) & 50Ø DHWR (LZ)
10. 63Ø DCW & 50Ø DHW.
11. 50Ø DCW & 38Ø DHW.
12. 38Ø DCW & 32Ø DHW.
13. 19Ø DCW & DHW DOWN TO SERVE (1) HOSEBIB FOR GARBAGE ROOM.
14. 150Ø SAN UP.
15. 63Ø DCW & 50Ø DHW DOWN.
16. 32Ø DCW & 25Ø DHW.
17. 19Ø DCW & 19Ø DHW.
18. 38Ø DCW & 32Ø DHW DOWN.
19. 100Ø DCW & 75Ø DHW.
20. DCW MANIFOLD C, SEE DCW MANIFOLD C DETAIL ON THIS DRAWING.
21. DHW MANIFOLD D, SEE DHW MANIFOLD D DETAIL ON THIS DRAWING.
22. 150Ø SAN DOWN.
23. 19Ø CONDENSATE PIPE DOWN.
24. 100Ø RWL FROM ABOVE.
25. 150Ø RWL FROM ABOVE.
26. 100Ø RWL DOWN.
27. 100Ø STM @1%.
28. 150Ø STM @1%.
29. 150Ø RWL DOWN.
30. 200Ø RWL DOWN.
31. 200Ø STM @1%.
32. SLEEVE THRU BEAM (TYPICAL).
33. TRENCH DRAIN TO BE HEAT TRACE BY DIV.16 AND INSULATE AND JACKET BY DIV.15.
34. STM PIPE TO BE HEAT TRACE BY DIV.16 AND INSULATE & JACKET BY DIV.15.
35. 32Ø IRRIGATION SUPPLY LINE.
36. 38Ø DCW TO SERVE MAKE UP WATER FOR IRRIGATION PUMP.
37. 19Ø DCW & 19Ø DHW DOWN TO SERVE NFHB.
38. FROM BELOW 38Ø FOR IRRIGATION.

LEGEND MECHANICAL

SYMBOL	DESCRIPTION
	SUPPLY AIR DIFFUSER
	SUPPLY AIR TROFFER
	LINEAR SUPPLY DIFFUSER
T	THERMOSTAT
S	FAN SWITCH
	RETURN AIR GRILLE
	EXHAUST AIR GRILLE
	SUPPLY DUCT UP
	SUPPLY DUCT DOWN
	RETURN DUCT UP
	RETURN DUCT DOWN
	EXHAUST DUCT UP
	EXHAUST DUCT DOWN
FD	FIRE DAMPER
BD	BALANCING DAMPER
MD	MOTORIZED DAMPER
MFD	MOTORIZED FIRE DAMPER
BDD	BACKDRAFT DAMPER
OBD	OPPOSED BLADE VOLUME CONTROL DAMPER C/W LOCKING QUADRANT
	TURNING VANES
	FLEXIBLE CONNECTION
	ACOUSTIC INSULATION
	TYPE OF EQUIPMENT / EQUIPMENT IDENTIFICATION
	TYPE OF DIFFUSER OR GRILLE / GRILLE SIZE OR DIFFUSER NECK SIZE / AIRFLOW (CFM OR L/S)
	STARTER (3 PHASE) / PHASE)
	IN-SUITE ERV MASTER SWITCH
S	FAN SWITCH / IN-SUITE ERV OVERRIDE BUTTON
CO	CO SENSOR
	GAS LINE
	GAS METER
	GAS COCK
	PRESSURE REDUCING VALVE
	SANITARY ABOVE GRADE
	SANITARY BELOW GRADE
	STORM ABOVE GRADE
	STORM BELOW GRADE
	DOMESTIC COLD WATER
	DOMESTIC HOT WATER
	DOMESTIC HOT WATER RECIRCULATION
	SANITARY VENT
	WATER METER
FD	FLOOR DRAIN
FFD	FUNNEL FLOOR DRAIN
HD	HUB DRAIN
RD	ROOF DRAIN
RLD	RLAB DRAIN
AD	AREA DRAIN
BLAD	BI-LEVEL AREA DRAIN
CB	CATCH BASIN
	SANITARY TRAP
	ELBOW UP
	ELBOW DOWN
CO	WALL CLEANOUT
CO	FLOOR CLEANOUT
HB	HOSE BIBB
NFHB	NON-FREEZE HOSE BIBB
	GLOBE VALVE
	GATE VALVE
	BALL VALVE
	BUTTERFLY VALVE
	PRESSURE REDUCING VALVE
	CHECK VALVE
	CAP
	COMPRESSED AIR OUTLET
	BACKFLOW PREVENTER
	CIRCUIT BALANCING VALVE
	MULTIPLE PIPES / - DENOTES NO. OF PIPES
T	TEMPERATURE SENSOR
T	THERMOMETER
	2-WAY MODULATING VALVE
	3-WAY MODULATING VALVE
	1/2"x4"(D) THERMOWELL C/W 1/2" BUSHING & 1/2" PLUG
	FLOOR ELEVATION ABOVE LEVEL
	FLOOR ELEVATION THIS LEVEL
	HEADROOM (FLOOR TO U/S HEIGHT)

DATE	NO.	DESCRIPTION	BY
09/04/13	6	ISSUED FOR SITE INSTRUCTION #1-6	E.P.
08/01/13	5	ISSUED FOR SITE INSTRUCTION #1-4	E.P.
04/01/13	4	ISSUED FOR CITY COMMENTS	E.P.
09/03/12	3	ISSUED FOR TENDER	E.P.
27/08/12	2	RE-ISSUED FOR PERMIT	E.P.
09/08/12	1	ISSUED FOR PERMIT	E.P.

THANK VOID ALL PRINTS DATED PREVIOUS TO FINAL DATE ABOVE

REVISIONS

CONTRACTOR MUST CHECK AND VERIFY ALL DIMENSIONS AND CONDITIONS ON THE JOB AND REPORT ANY DISCREPANCIES TO THE ENGINEERS BEFORE PROCEEDING WITH THE WORK. THIS DRAWING IS THE PROPERTY OF THE ENGINEERS AND MUST BE RETURNED UPON COMPLETION OF THE WORK.

DRAWINGS ARE NOT TO BE SCALED

NOVA TREND ENGINEERING GROUP LTD.
175 West Beaver Creek Road, Unit 31
Richmond Hill, Ontario L4B 3M1
Tel: 905 882-9443
Fax: 905 882-9447

DRAWING TITLE
G/F NORTH
P&D LAYOUT

PROJECT TITLE
SQ ALEXANDRA PARK
BLOCK 11
38 CAMERON STREET
TORONTO ONTARIO

DRAWN BY:	CHECKED BY:	SCALE:
G.S.	E.P.	1:50
DATE: FEB. 13	PROJECT NUMBER: 1313	DRAWING NUMBER: M-11

OF 43