



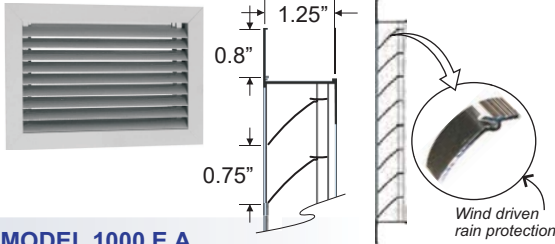
# REVERSOMATIC

Teepie Architects INC.

REVIEWED ( )  
 REVIEWED AS NOTED (X)  
 REVISE AND RESUBMIT ( )  
 NOT REVIEWED ( )  
 DATE: 2015-10-14  
 REVIEWED BY: J.J.

## LOUVERS

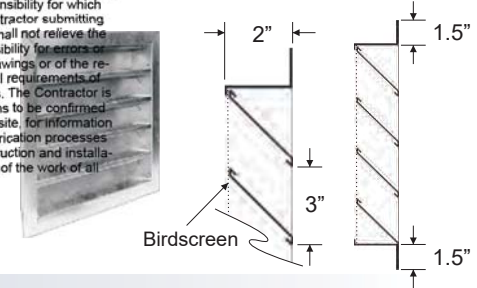
This review by Teepie Architects Inc. is for the sole purpose of ascertaining conformance with the general design concept. This review shall not mean that Teepie Architects Inc. approves the detailed design inherent in the shop drawings, responsibility for which shall remain with the Contractor submitting same, and such review shall not relieve the Contractor of the responsibility for errors or omissions in the shop drawings, or of the responsibility for meeting all requirements of the Contracts Documents. The Contractor is responsible for dimensions to be confirmed and correlated at the job site, for information that pertains solely to fabrication processes or to techniques of construction and installation, and for coordination of the work of all trades.



### MODEL 1000 E.A.

Extruded Custom Made Louver or Grill special design for wall box and other appliances. Ultra thin line louver features an extremely high free area and provides minimal interference to the air passing through the louver. This louver is ideal for applications where standard depth louvers can not be used.

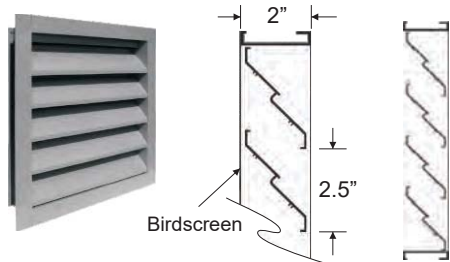
Standard Finish: Mill Finish  
 Option: Any colour baked enamel finish, anodized finish



### MODEL 2000 F.S.

Formed Steel Louver offers a 50% free plus the economy of steel construction makes it ideal for any installation.

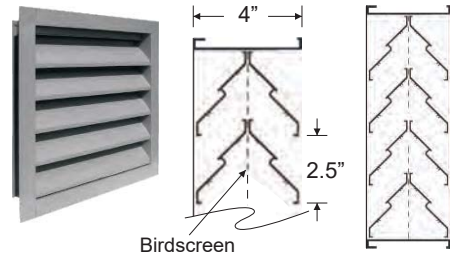
Standard Finish: Galvanized or Satin Coat  
 Option: Any colour baked enamel finish



### MODEL 2000 E.A.

2" (50 mm) Extruded Aluminum Custom Louver is designed to provide protection from water penetration.

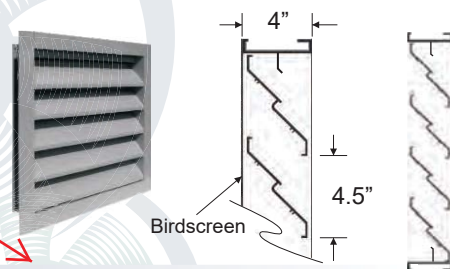
Standard Finish: Mill Finish  
 Option: Any colour baked enamel finish, anodized finish



### MODEL 5000 H.A.

Hydro and Sight Proof Louvers  
 Extruded aluminum double 2" LOUVERS, bird screen in centre.

Standard Finish: Mill Finish  
 Option: Any colour baked enamel finish, anodized finish



### MODEL 4000 E.A.

4" (100 mm) Extruded Aluminum Custom Louver is equipped with storm-proof blades and is designed for maximum free area. It can be used for a variety of applications and can be custom made to almost any size.

Standard Finish: Mill Finish  
 Option: Any colour baked enamel finish, anodized finish

LOUVER FINISH TO MATCH WINDOW WALL FRAMES. FOR SIZE AND LOCATION OF LOUVERS REFER TO BOTH MECHANICAL DRAWINGS AND WINDOW WALL SHOP DRAWINGS BY TORO.



### MODEL 5000 H.S.

Formed Steel Hydro and Sight Proof Louver  
 This louver can be constructed of any material up to 10 ga. and has welded construction.

Standard Finish: Galvanized or Satin Coat  
 Option: Any colour baked enamel finish

NOVATREND ENGINEERING GROUP LTD.

THIS REVIEW IS MADE ONLY TO VERIFY CONFORMITY WITH THE GENERAL DESIGN CONCEPT AND DOES NOT IMPLY APPROVAL OF THE 4 DETAIL DESIGN INHERENT IN THE SHOP DRAWINGS, RESPONSIBILITY FOR WHICH REMAINS WITH THE CONTRACTOR. THE CONTRACTOR IS RESPONSIBLE FOR ERRORS & OMISSIONS ON THE SHOP DRAWINGS, FOR INFORMATION RELATING SOLELY TO FABRICATION PROCESSES & CONSTRUCTION TECHNIQUES AND FOR MEETING ALL CONTRACTUAL REQUIREMENTS INCLUDING COORDINATION OF FIELD DIMENSIONS & COORDINATION OF THE WORK OF ALL HIS SUB-TRADES.

REVIEWED  REVIEWED AS NOTED  
 REVISE & RESUBMIT  REJECTED

J.K. 9/10/15  
 REVIEWED BY DATE

- Exterior louver to have a minimum 50% free flow area.

## Reversomatic Manufacturing Ltd.

790 Rowntree Dairy Road, Woodbridge, ON Canada L4L 5V3 • Tel: 905-851-6701 • Fax: 905-851-8376  
 www.reversomatic.com • info@reversomatic.com

