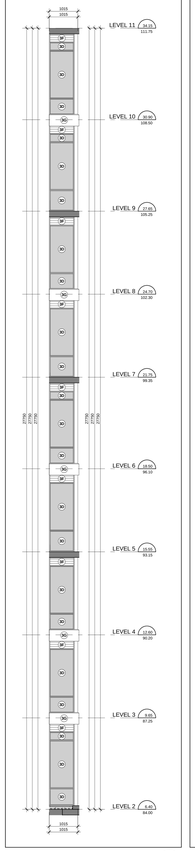

West Elevation - Part 18 (13 / A4-14)
Scale: 1 : 50

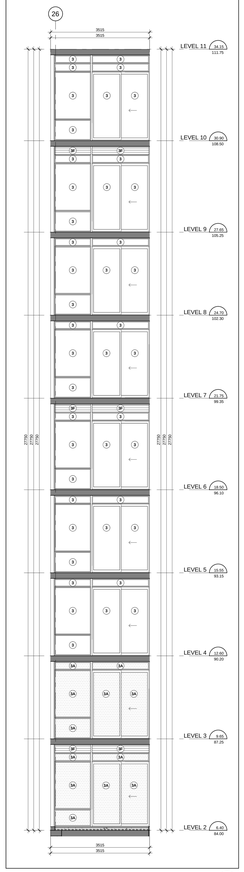

West Elevation - Part 17 (12 / A4-14)
Scale: 1 : 50

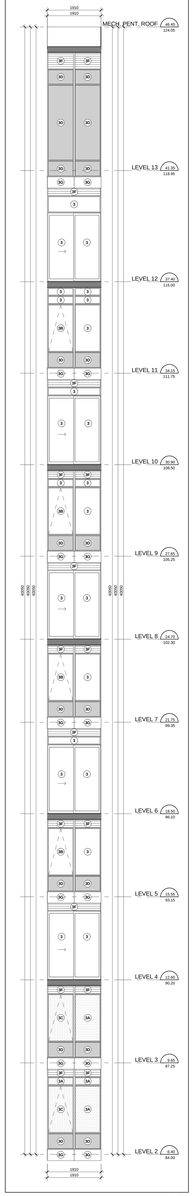

West Elevation - Part 16 (10 / A4-14)
Scale: 1 : 50

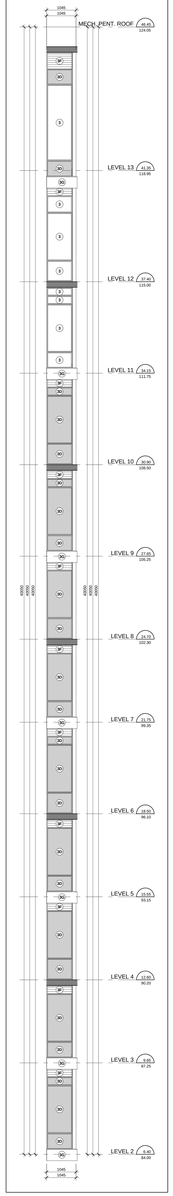

West Elevation - Part 15 (10 / A4-14)
Scale: 1 : 50

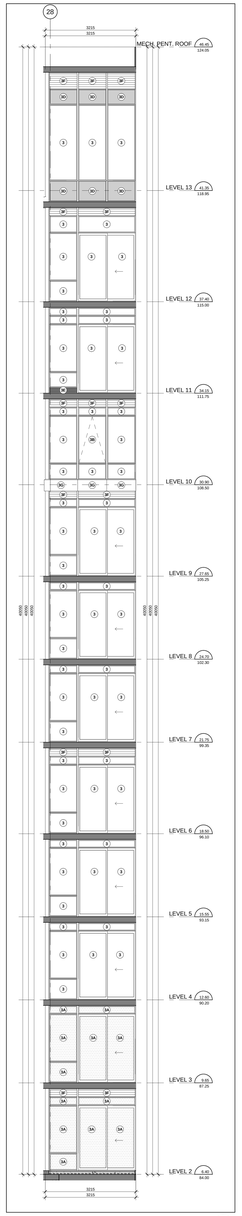

West Elevation - Part 14 (9 / A4-14)
Scale: 1 : 50

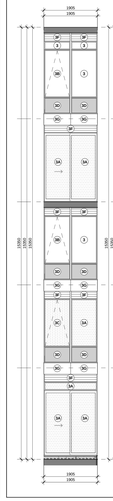

West Elevation - Part 13 (8 / A4-14)
Scale: 1 : 50

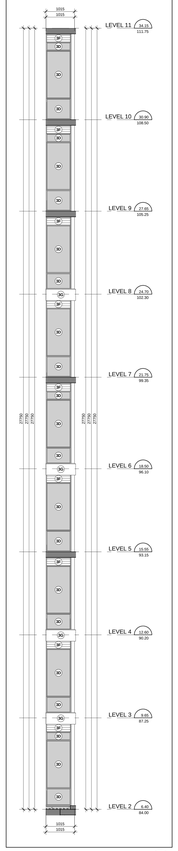

West Elevation - Part 12 (7 / A4-14)
Scale: 1 : 50

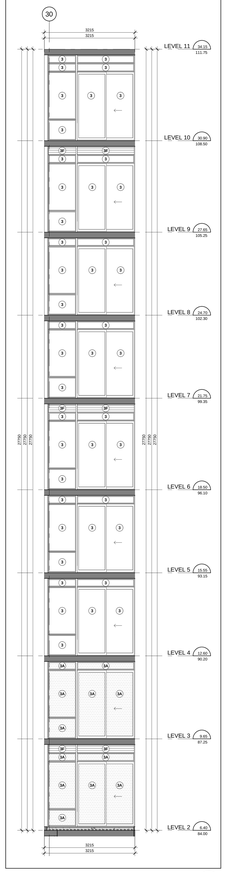

West Elevation - Part 11 (6 / A4-14)
Scale: 1 : 50

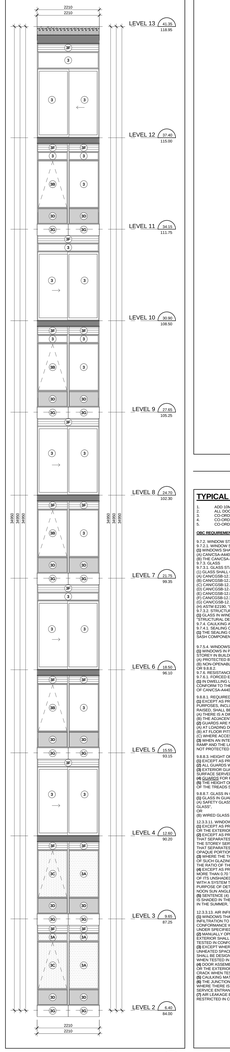

West Elevation - Part 10 (5 / A4-14)
Scale: 1 : 50

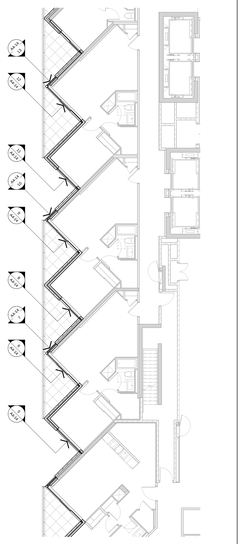

Window Schedule Partial Floor Plan - Level 2 (1 / A4-14)
Scale: 1 : 100

## TYPICAL WINDOW SCHEDULE NOTES:

1. ADD 10MM CAULKING ALLOWANCE ON ONE OR BOTH SIDES OF WINDOW OPENING.
2. ALL DOOR AND WINDOW SWINGS AS PER PLANS AND ELEVATIONS.
3. CO-ORDINATE LOUVER LOCATIONS WITH MECHANICAL DRAWINGS.
4. CO-ORDINATE ALL WINDOW SIZES WITH STRUCTURAL DRAWINGS FOR SUPPORT.
5. CO-ORDINATE BALCONY/TERRACE ELECTRICAL OUTLETS WITH ELECTRICAL DRAWINGS.

**OBC REQUIREMENTS:**

9.7.2. WINDOW STANDARDS
9.7.2.1. WINDOW STANDARD
(1) GLASS SHALL CONFORM TO:
(a) CAN/CGSB-12.1M, 'WINDOWS'; AND
(b) THE CANCSA A440.2, 'USER SELECTION GUIDE TO CSA STANDARD CAN/CSA-A440-00 WINDOWS'.
(2) GLASS.
9.7.2.1. GLASS STANDARDS
(1) GLASS SHALL CONFORM TO:
(a) CAN/CGSB-12.1M, 'TEMPERED OR LAMINATED SAFETY GLASS';
(b) CAN/CGSB-12.2-M, 'FLAT, CLEAR SHEET GLASS';
(c) CAN/CGSB-12.3-M, 'FLAT, CLEAR FLOAT GLASS';
(d) CAN/CGSB-12.4-M, 'WIRED GLASS'; OR
(e) CAN/CGSB-12.8, 'INSULATING GLASS UNITS'.
(2) GLASS SHALL BE MARKED TO INDICATE COMPLIANCE WITH SUBSECTIONS(1)(a)TO(d).
(3) CAN/CGSB-12.1-M, 'WIRED SAFETY GLASS'; OR
(4) CAN/CGSB-12.8, 'INSULATING GLASS UNIT; PERFORMANCE AND EVALUATION'.
9.7.2.1. STRUCTURAL DESIGN OF GLASS
(1) GLASS IN WINDOWS, SLOPED GLAZING AND SKYLIGHTS SHALL BE DESIGNED IN CONFORMANCE WITH CAN/CSGB-12.20-M.
9.7.4. CAULKING AND GLAZING
9.7.4.1. CAULKING AND GLAZING
(1) GLAZING MATERIALS SHALL BE DESIGNED TO SEAL THE GLASS COMPONENT OF A FACTORY-SEALED DOUBLE-GLAZED UNIT TO THE SASH COMPONENT SHALL BE COMPATIBLE WITH THE MATERIAL USED TO EDGE SEAL THE GLASS COMPONENT.

9.7.5.4. WINDOWS ABOVE THE SECOND STOREY
(1) WINDOWS IN PUBLIC AREAS THAT EXTEND TO LESS THAN 1 000 MM FROM THE FLOOR AND ARE LOCATED ABOVE THE SECOND STOREY IN BUILDINGS OF RESIDENTIAL OCCUPANCY SHALL BE:
(a) CONSTRUCTED SO THAT A SPHERE 100 MM IN DIAMETER CANNOT PASS THROUGH, OR
(b) NON-OPENABLE AND DESIGNED TO WITHSTAND THE LATERAL DESIGN LOADS FOR GUARDS AS PROVIDED IN ARTICLES 4.1.5.15.
9.7.6. RESISTANCE TO FORCED ENTRY
9.7.6.1. RESISTANCE TO FORCED ENTRY REQUIREMENTS
(1) IN DWELLING UNITS, WINDOWS, AND PART OF WINDOW IS LOCATED WITHIN 2 000 MM OF ADJACENT GROUND LEVEL, SHALL CONFORM TO THE REQUIREMENTS FOR RESISTANCE TO FORCED ENTRY AS DESCRIBED IN CLAUSE 10.12 OF CAN/CSA-A440M, 'WINDOWS'.

9.8.8.1. REQUIRED GUARDS
(1) EXCEPT AS PROVIDED IN SENTENCES (2) AND (3), EVERY SURFACE TO WHICH ACCESS IS PROVIDED FOR OTHER THAN MAINTENANCE PURPOSES, INCLUDING BUT NOT LIMITED TO FLIGHTS OF STEPS AND RAMPS, EXTERIOR LANDINGS, PORCHES, BALCONIES, GALLERIES AND RAMPS, SHALL BE GUARDED IF THE DIFFERENCE IN ELEVATION BETWEEN ADJACENT SURFACES EXCEEDS 600 MM AND
(a) THERE IS A DIFFERENCE IN ELEVATION OF MORE THAN 600 MM BETWEEN THE WALKING SURFACE AND THE ADJACENT SURFACE, OR
(b) THE ADJACENT SURFACE WITHIN 1.2 M FROM THE WALKING SURFACE HAS A SLOPE OF MORE THAN 1 IN 2.
(2) GUARDS ARE NOT REQUIRED:
(A) AT LOADING DOCKS,
(B) IN DWELLING UNIT PRIVATE GARAGES, OR
(C) WHERE ACCESS IS PROVIDED FOR MAINTENANCE PURPOSES ONLY.
(3) WHEN AN INTERIOR STAIR HAS MORE THAN 2 RISERS OR AN INTERIOR RAMP RISES MORE THAN 400 MM, THE SIDES OF THE STAIR OR RAMP THAT ARE ABOVE THE FLOOR LEVEL AROUND THE STAIRWELL OR RAMP SHALL BE PROTECTED BY A GUARD ON EACH SIDE THAT IS NOT PROTECTED BY A WALL.

9.8.8.2. HEIGHT OF GUARDS
(1) EXCEPT AS PROVIDED IN SENTENCES (2) TO (4), ALL GUARDS SHALL BE NOT LESS THAN 1 070 MM HIGH.
(2) ALL GUARDS WITHIN DWELLING UNITS SHALL BE NOT LESS THAN 900 MM HIGH.
(3) EXTERIOR GUARDS SERVING NOT MORE THAN ONE DWELLING UNIT SHALL BE NOT LESS THAN 900 MM HIGH WHERE THE WALKING SURFACE THAT IS GUARDED IS NOT MORE THAN 1 800 MM ABOVE THE ADJACENT GROUND LEVEL.
(4) GUARDS FOR FLIGHTS OF STEPS, EXCEPT IN REQUIRED EXIT STAIRS, SHALL BE NOT LESS THAN 900 MM HIGH.
(5) THE HEIGHT OF GUARDS FOR FLIGHTS OF STEPS SHALL BE MEASURED VERTICALLY FROM A LINE DRAWN THROUGH THE LEADING EDGE OF THE TREADS TO THE GUARD.

9.9.6.7. GLASS IN GUARDS
(2) GLASS IN GUARDS SHALL BE:
(a) EXCEPT FLASS OF THE LAMINATED OR TEMPERED TYPE CONFORMING TO CAN/CGSB-12.1-M, 'TEMPERED OR LAMINATED SAFETY GLASS'
OR
(b) WIRED GLASS CONFORMING TO CAN/CGSB-12.11-M, 'WIRED SAFETY GLASS'.

9.9.3.3. WINDOWS AND SLIDING
(2) EXCEPT AS PROVIDED IN SENTENCES (3) AND (5), WINDOWS AND ALL GLAZING THAT SEPARATES HEATED SPACE FROM UNHEATED SPACE SHALL BE DESIGNED TO LIMIT THE RATE OF AIR INFILTRATION TO NOT MORE THAN 0.3 L/S FOR EACH SQUARE METRE OF GLAZING.
(3) EXCEPT AS PROVIDED IN SENTENCES (5) AND (6), THE TOTAL AREA OF GLAZING, INCLUDING GLAZING FOR DOORS AND SKYLIGHTS, THAT SEPARATES HEATED SPACE FROM UNHEATED SPACE OR THE EXTERIOR SHALL NOT EXCEED 20 PER CENT OF THE FLOOR AREA OF THE ROOM OR SPACE, OR 2 M² PLUS 10 PER CENT OF THE FLOOR AREA OF THE ROOM OR SPACE, WHICHEVER IS GREATER, WHERE THAT SEPARATES HEATED SPACE FROM UNHEATED SPACE OR THE EXTERIOR, OR, IN THE CASE OF A SLOPING WALL, THE AREA OF THE OPAQUE PORTION OF THE WALL IS CALCULATED AS ITS PROJECTED AREA ON A VERTICAL PLANE.
(4) EXCEPT AS PROVIDED IN SENTENCE (5), WINDOWS AND ALL GLAZING THAT SEPARATES HEATED SPACE FROM UNHEATED SPACE (1) AND ARTICLE 12.3.3.1.D., THE AREA OF GLAZING FOR THE PURPOSE OF APPLYING SENTENCE (1) MAY BE ASSUMED AS BEING EQUAL TO THE ACTUAL AREA MULTIPLIED BY THE RATIO OF THE REQUIRED THERMAL RESISTANCE DIVIDED BY THE ACTUAL THERMAL RESISTANCE OF THE GLAZING.
(5) EXCEPT AS PROVIDED IN SENTENCE (6), THE TOTAL AREA OF GLAZING, INCLUDING GLAZING FOR DOORS AND SKYLIGHTS, HAVING COEFFICIENT OF MORE THAN 0.75 THAT IS LOCATED IN THE WINTER AND FACES A DIRECTION WITHIN 45° OF DUE SOUTH MAY BE ADJUSTED TO BE 50 PER CENT MORE THAN THE AREA OF GLAZING FOR THE PURPOSE OF APPLYING SENTENCE (3) PROVIDED THE BUILDING DESIGN IS ACCOMPANIED BY A CERTIFICATE OF DESIGN, SUBMITTED TO THE CHIEF BUILDING OFFICIAL, SIGNED BY A DESIGNER, STATING THAT THE BUILDING DESIGN WITH A SYSTEM THAT IS CAPABLE OF DISTRIBUTING THE HEAT OF SOLAR GLAZING TO THE INTERIOR OF THE BUILDING WHEN THE SUN IS NOT THE GLAZING IS SHADED IN THE WINTER, THE SHADING SHALL BE CALCULATED USING THE NOON SUN ANGLES OF DECEMBER 21.
(6) SENTENCE (5) SHALL NOT APPLY WHERE THE BUILDING IS DESIGNED TO BE COOLED UNLESS THE GLAZING DESCRIBED IN SENTENCE (4) IS SHADED IN THE SUMMER, THE SHADING SHALL BE CALCULATED USING THE NOON SUN ANGLES OF JUNE 21, AND NOT THE GLAZING IS SHADED IN THE SUMMER, THE SHADING SHALL BE CALCULATED USING THE NOON SUN ANGLES OF JUNE 21.

12.3.3.3. AIR INFILTRATION
(1) WINDOWS THAT SEPARATE HEATED SPACE FROM UNHEATED SPACE OR THE EXTERIOR SHALL BE DESIGNED TO LIMIT THE RATE OF AIR INFILTRATION TO NOT MORE THAN 0.1 L/S FOR EACH METRE OF SASH CRACK WHEN TESTED AT PRESSURE DIFFERENTIAL OF 75 PA IN CONFORMANCE WITH CSA A440-00 SERIES, 'WINDOWS', AND WITHSTAND THE LATERAL DESIGN LOADS FOR GUARDS AS PROVIDED IN ARTICLES 4.1.5.15. UNDER SPECIFIED PRESSURE DIFFERENCES ACROSS THE SPECIMEN.
(2) EXCEPT AS PROVIDED IN SENTENCE (3), DOORS AND ALL GLAZING THAT SEPARATE HEATED SPACE FROM UNHEATED SPACE OR THE EXTERIOR SHALL BE DESIGNED TO LIMIT AIR INFILTRATION TO NOT MORE THAN 2.0 L/S FOR EACH SQUARE METRE OF DOOR AREA WHEN TESTED IN CONFORMANCE WITH SENTENCE (1).
(3) EXCEPT WHERE THE DOOR IS WEATHER-STRIPPED ON ALL EDGES AND PROTECTED WITH A STORM DOOR OR BY AN ENCLOSED UNHEATED SPACE, EXTERIOR SWING TYPE DOOR ASSEMBLIES FOR DWELLING UNITS, INDIVIDUALLY RENTED HOTEL ROOMS AND SUITES OF MOTELS, DORMITORIES, OR SUITES OF HOTELS, SHALL BE DESIGNED TO LIMIT AIR INFILTRATION TO NOT MORE THAN 0.25 L/S FOR EACH SQUARE METRE OF DOOR AREA WHEN TESTED IN CONFORMANCE WITH SENTENCE (1).
(4) DOOR ASSEMBLIES OTHER THAN THOSE DESCRIBED IN SENTENCES (2) AND (3), THAT SEPARATE HEATED SPACE FROM UNHEATED SPACE OR THE EXTERIOR SHALL BE DESIGNED TO LIMIT AIR INFILTRATION TO NOT MORE THAN 0.5 L/S FOR EACH METRE OF DOOR CRACK WHEN TESTED IN CONFORMANCE WITH SENTENCE (1).
(5) CAULKING MATERIAL TO REDUCE AIR INFILTRATION SHALL CONFORM TO THE REQUIREMENTS IN SUBSECTION 9.27.4.
(6) EXCEPT AS PROVIDED IN SENTENCE (7), WHERE A PIPE, CONDUIT, OR SIMILAR ITEM PASSES THROUGH AN EXTERIOR WALL OTHER LOCATION WHERE THERE IS A POSSIBILITY OF AIR LEAKAGE INTO HEATED SPACE IN A BUILDING THROUGH THE EXTERIOR WALLS, SUCH AS AT UTILITY SERVICE ENTRANCES, SHALL BE CAULKED, GASKETED OR SEALED TO RESTRICT SUCH AIR LEAKAGE.
(7) WHERE A PIPE, CONDUIT, OR SIMILAR ITEM PASSES THROUGH EXTERIOR WALL OF A BUILDING, THE PENETRATION OF SERVICES SHALL BE RESTRICTED IN CONFORMANCE WITH THE REQUIREMENTS OF SUBSECTION 9.25.3.

Typical Window Schedule Notes (3 / A4-14)
NTS

## WINDOW SCHEDULE LEGEND

**13148 - AQUAVISTA**
**UPDATED: AUGUST 24, 2015**

**3 PREFINISHED ALUMINUM WINDOW WALL - VISION PANEL**
ALUM. COLOUR: EXTERIOR - PPG UCTE21MF DURAMAR GREY VELVET; INTERIOR - PPG UCTE21MF DURAMAR GREY VELVET
GLASS TYPE: CLEAR INNER & OUTER LITE, GUARDIAN SUNGUARD - SUPERNEUTRAL SN54 ON SURFACE 2

**3A PREFINISHED ALUMINUM WINDOW WALL - VISION PANEL FRIT PATTERN**
ALUM. COLOUR: EXTERIOR - PPG UCTE21MF DURAMAR GREY VELVET; INTERIOR - PPG DURACRON K1285 WHITE
GLASS TYPE: CLEAR INNER & OUTER LITE, GUARDIAN SUNGUARD - SUPERNEUTRAL SN54 ON SURFACE 2; WHITE FRIT SAM CHAMETSH DOTS IN 10CM SQUARE PATTERN ON SURFACE 3

**3B PREFINISHED ALUMINUM WINDOW WALL - OPERABLE AWNING**
ALUM. COLOUR: EXTERIOR - PPG UCTE21MF DURAMAR GREY VELVET; INTERIOR - PPG DURACRON K1285 WHITE
GLASS TYPE: CLEAR INNER & OUTER LITE, GUARDIAN SUNGUARD - SUPERNEUTRAL SN54 ON SURFACE 2

**3C PREFINISHED ALUMINUM WINDOW WALL - OPERABLE AWNING FRIT PATTERN**
ALUM. COLOUR: EXTERIOR - PPG UCTE21MF DURAMAR GREY VELVET; INTERIOR - PPG DURACRON K1285 WHITE
GLASS TYPE: CLEAR INNER & OUTER LITE, GUARDIAN SUNGUARD - SUPERNEUTRAL SN54 ON SURFACE 2; WHITE FRIT SAM CHAMETSH DOTS IN 10CM SQUARE PATTERN ON SURFACE 3

**3D PREFINISHED ALUMINUM WINDOW WALL - GLASS SPANDREL PANEL**
ALUM. COLOUR: EXTERIOR - PPG UCTE21MF DURAMAR GREY VELVET; INTERIOR - PPG DURACRON K1285 WHITE
GLASS TYPE: CLEAR FLOAT
COLOUR: SOLID FRIT VIRACON SUBDUED GRAY VISO ON SURFACE 2

**3E PREFINISHED ALUMINUM WINDOW WALL - METAL SPANDREL PANEL**
ALUM. COLOUR: EXTERIOR - PPG UCTE21MF DURAMAR GREY VELVET; INTERIOR - PPG DURACRON K1285 WHITE
METAL PANEL: PPG UCTE21MF DURAMAR GREY VELVET

**3F PREFINISHED ALUMINUM WINDOW WALL - METAL LOUVER**
ALUM. COLOUR: EXTERIOR - PPG UCTE21MF DURAMAR GREY VELVET; INTERIOR - PPG DURACRON K1285 WHITE
METAL LOUVER: PPG UCTE21MF DURAMAR GREY VELVET

**3G PREFINISHED ALUMINUM WINDOW WALL - METAL SLAB COVER**
ALUM. COLOUR: EXTERIOR - PPG UCTE21MF DURAMAR GREY VELVET; INTERIOR - PPG DURACRON K1285 WHITE
SLAB COVER: PPG UCCB870XL DURAMAR XL STEEL SILVER CITY

**4 PREFINISHED STOREFRONT CURTAINWALL - VISION PANEL (GROUND FLOOR)**
ALUM. COLOUR: EXTERIOR - PPG UCTE21MF DURAMAR GREY VELVET; INTERIOR - PPG UCTE21MF DURAMAR GREY VELVET
GLASS TYPE: CLEAR INNER & OUTER LITE

**4A PREFINISHED STOREFRONT CURTAINWALL - VISION PANEL FRIT PATTERN (GROUND FLOOR)**
ALUM. COLOUR: EXTERIOR - PPG UCTE21MF DURAMAR GREY VELVET; INTERIOR - PPG UCTE21MF DURAMAR GREY VELVET
GLASS TYPE: CLEAR INNER & OUTER LITE, GUARDIAN SUNGUARD - SUPERNEUTRAL SN54 ON SURFACE 2; WHITE FRIT SAM CHAMETSH DOTS IN 10CM SQUARE PATTERN ON SURFACE 3

**4B PREFINISHED STOREFRONT CURTAINWALL - SHADOW BOX (GROUND FLOOR)**
ALUM. COLOUR: EXTERIOR - PPG UCTE21MF DURAMAR GREY VELVET; INTERIOR - PPG UCTE21MF DURAMAR GREY VELVET
GLASS TYPE: CLEAR INNER & OUTER LITE, SOLID FRIT VIRACON SUBDUED GRAY ON SURFACE 4

**4C PREFINISHED STOREFRONT CURTAINWALL - GLASS SPANDREL PANEL (GROUND FLOOR)**
ALUM. COLOUR: EXTERIOR - PPG UCTE21MF DURAMAR GREY VELVET; INTERIOR - PPG UCTE21MF DURAMAR GREY VELVET
GLASS TYPE: CLEAR FLOAT
COLOUR: SOLID FRIT WARM GREY ON SURFACE 4

**4D PREFINISHED STOREFRONT CURTAINWALL - METAL LOUVER (GROUND FLOOR)**
ALUM. COLOUR: EXTERIOR - PPG UCTE21MF DURAMAR GREY VELVET; INTERIOR - PPG UCTE21MF DURAMAR GREY VELVET
METAL LOUVER: PPG UCTE21MF DURAMAR GREY VELVET

**4E PREFINISHED STOREFRONT CURTAINWALL - METAL SPANDREL PANEL (GROUND FLOOR)**
ALUM. COLOUR: EXTERIOR - PPG UCTE21MF DURAMAR GREY VELVET; INTERIOR - PPG UCTE21MF DURAMAR GREY VELVET
METAL PANEL: PPG UCTE21MF DURAMAR GREY VELVET

## LEGEND

| | |
|---|---|
| BBQ | BBQ GAS CONNECTION - REFER TO MECHANICAL DRAWINGS |
| NFWB | NON FREEZE HOSE BIBB - REFER TO MECHANICAL DRAWINGS |
| WDR | WEATHERPROOF DUPLEX RECEPTACLE - REFER TO ELECTRICAL DRAWINGS |
| LF | LIGHT FIXTURE - REFER TO ELECTRICAL DRAWINGS |
| TG | TEMPERED GLASS |

Window Schedule Legend (1 / A4-14)
NTS

Window Schedule Key Plan - Level 2 (2 / A4-14)
NTS

Contractor Must Check And Verify All Dimensions On The Job.
Do Not Scale The Drawings.
All Drawings, Specifications And Related Documents Are The Copyright Of The Architect And Must Be Returned Upon Request.
Reproduction Of Drawings, Specifications And Related Documents Is Not Or Always Is Prohibited Without The Architects Written Permission.
The Drawing Is Not To Be Used For Construction Until Signed By The Architect.

Date: 08/20/15

KIRKOR ARCHITECTS + PLANNERS
20 Martin Ross Avenue, Toronto, Ontario, M3J 2K8
TXT 01 645-6565, FXT 01 645-7334, www.kirkorarchitects.com

| No. | Revision | Date |
|---|---|---|

08/20/15

| No. | Issued For | Date |
|---|---|---|

AQUAVISTA
AT BAYSIDE TORONTO

Drawing Title
Window Schedule - Level 2 - West Elevation

Project
Hines TRIDEL
AQUAVISTA
Block 3 - R3 & R4
263 Queens Quay East
Toronto, ON

| | |
|---|---|
| Scale | As indicated |
| Drawn by | E.V. / M.M. |
| Checked by | C.A. |
| Project No. | 13148 |
| Date | 08/20/15 |
| Drawing No. | A4-14 |