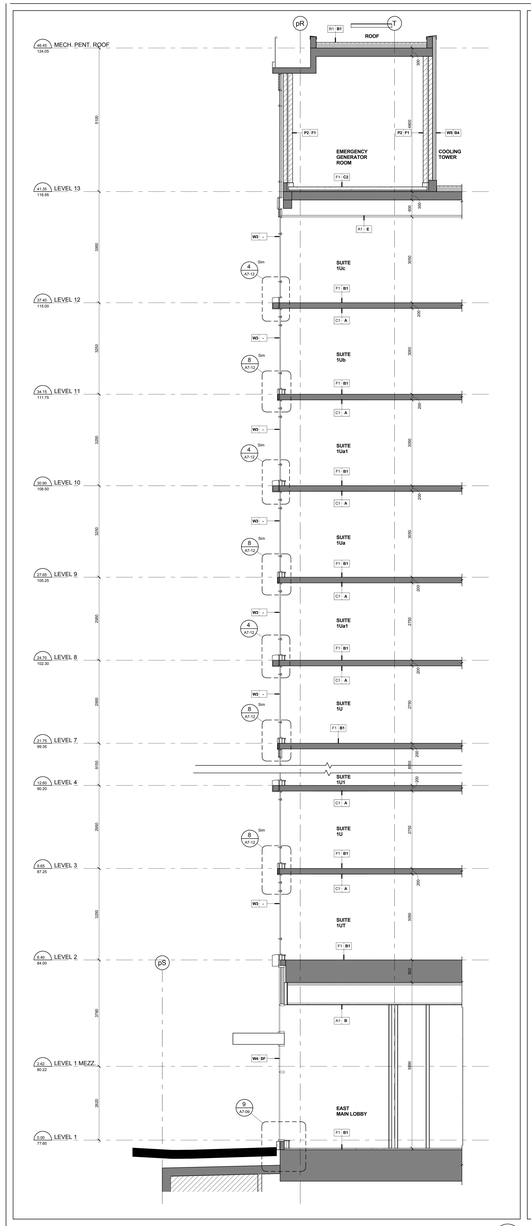


Section between Grids p2 & p3 East Side 7 A7-02
Scale: 1 : 50

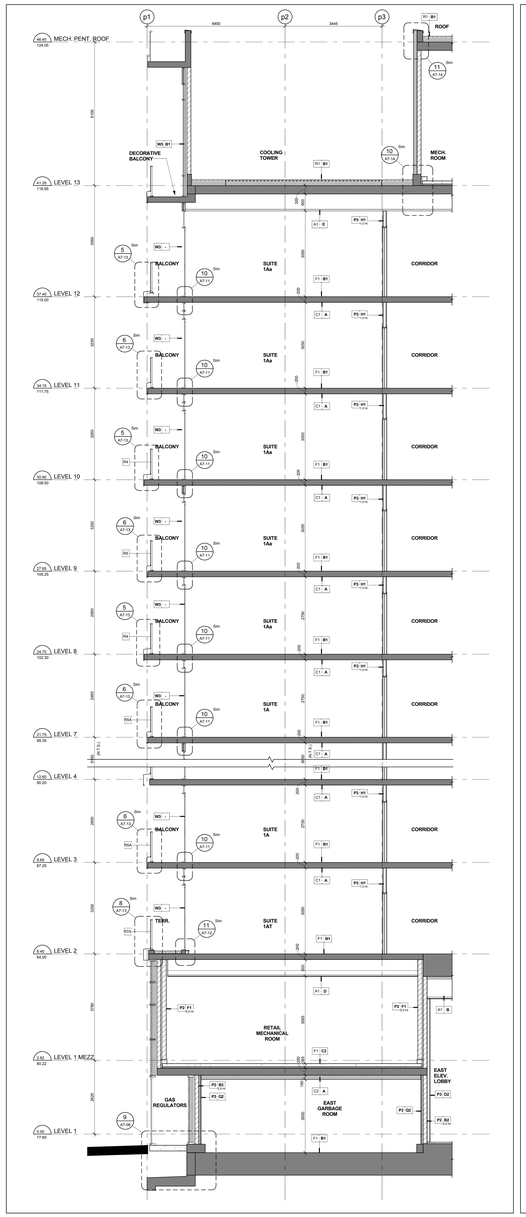


Section between Grids R & S North SIde 6 A7-02
Scale: 1 : 50

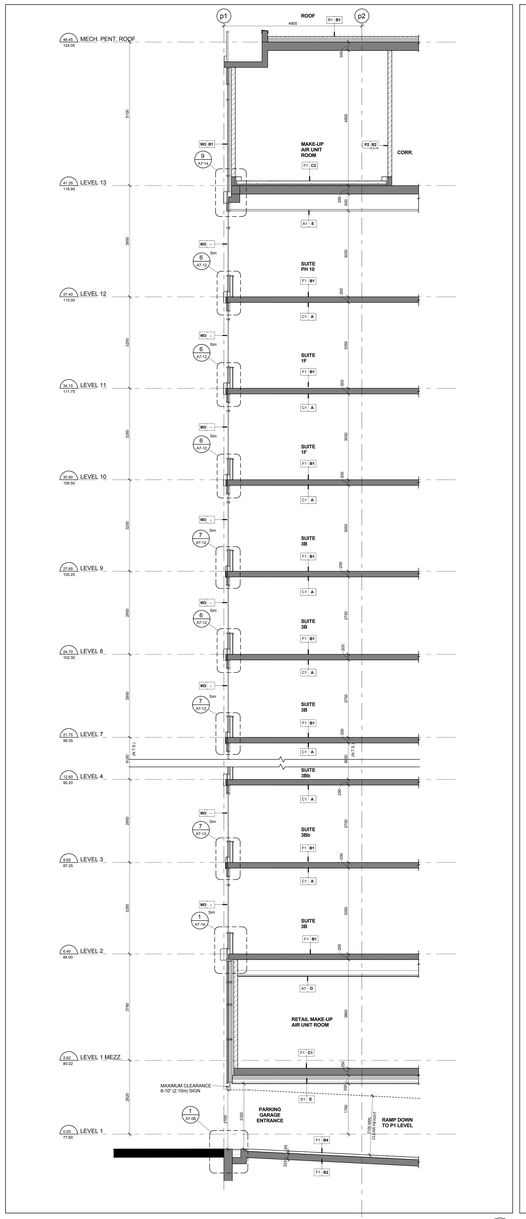


Section between Grids M & N North Side 5 A7-02
Scale: 1 : 50

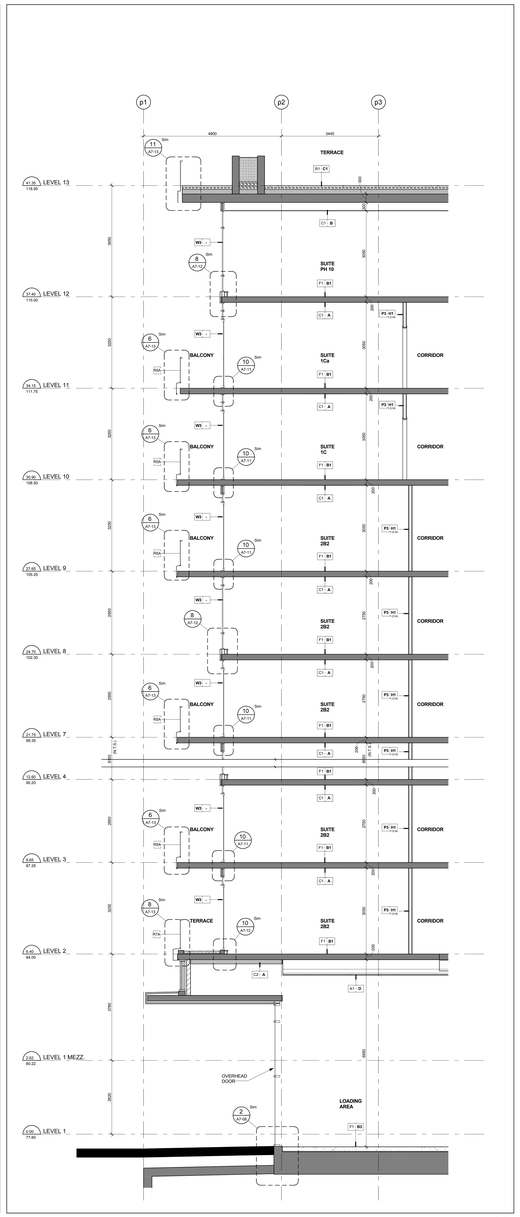


Section between Grids K & L North Side 4 A7-02
Scale: 1 : 50

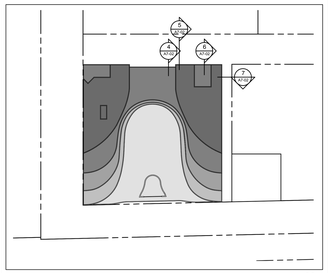

Wall Section Key Plan 3 A7-02
Scale: 1 : 700

## BUILDING SECTION KEY NOTES

1. CONCRETE SLAB (REFER TO STRUCTURAL DRAWING)
2. CONCRETE COLUMN (REFER TO STRUCTURALDRAWING)
3. CONCRETE COLUMN BEYOND (REFER TO STRUCTURAL DRAWING)
4. STRUCTURAL BEAM (REFER TO STRUCTURAL DRAWING)
5. STRUCTURAL BEAM BEYOND (REFER TO STRUCTURAL DRAWING)
6. CONCRETE FOOTING (REFER TO STRUCTURAL DRAWING)
7. CONCRETE BLOCK WALL (REFER TO PLANS)
8. ALUMINUM WINDOW WALL SYSTEM (REFER TO WINDOW SCHEDULE)
9. CURTAIN WALL WINDOW SYSTEM (REFER TO WINDOW SCHEDULE)
10. PRE-FINISHED METAL LOUVER
11. ARCHITECTURAL METAL LOUVER
12. OVERHEAD GARAGE DOOR
13. RAILING SYSTEM
14. METAL SOFFIT CANOPY

Wall Section Key Notes 2 A7-02

## EXTERIOR RAILING TYPE LEGEND

13148 - AQUAVISTA
UPDATED: MARCH 23, 2015

**R1 ALUMINUM BALCONY RAILING WITH SLAB COVER**
METAL: ALUMINUM
COLOUR: PRO UCYMERSIL DURAMAR XL STEEL CITY SILVER
GLASS: CLEAR HEAT SOAKED TEMPERED GLASS
REFER TO DETAIL: X / A7-XX

**R1A ALUMINUM BALCONY RAILING WITH SLAB COVER BIRD FRIENDLY FRIT PATTERN**
METAL: ALUMINUM
COLOUR: PRO UCYMERSIL DURAMAR XL STEEL CITY SILVER
GLASS: CLEAR HEAT SOAKED TEMPERED GLASS
FRIT PATTERN: WHITE FRIT 8MM DIAMETER DOTS IN 100M SQUARE PATTERN
REFER TO DETAIL: X / A7-XX
NOTE: REFER TO ELEVATIONS FOR LOCATION OF FRIT PATTERN

**R2 ALUMINUM TERRACE RAILING WITH SLAB COVER - ON CONCRETE**
METAL: ALUMINUM
COLOUR: PRO UCYMERSIL DURAMAR XL STEEL CITY SILVER
GLASS: CLEAR HEAT SOAKED TEMPERED GLASS
REFER TO DETAIL: X / A7-XX

**R2A ALUMINUM TERRACE RAILING WITH SLAB OVER - ON CONCRETE BIRD FRIENDLY FRIT PATTERN**
METAL: ALUMINUM
COLOUR: PRO UCYMERSIL DURAMAR XL STEEL CITY SILVER
GLASS: CLEAR HEAT SOAKED TEMPERED GLASS
FRIT PATTERN: WHITE FRIT 8MM DIAMETER DOTS IN 100M SQUARE PATTERN
REFER TO DETAIL: X / A7-XX
NOTE: REFER TO ELEVATIONS FOR LOCATION OF FRIT PATTERN

**R3 ALUMINUM BALCONY DIVIDER**
METAL: ALUMINUM
COLOUR: PRO UCYMERSIL DURAMAR XL STEEL CITY SILVER
GLASS: OBSCURE TEMPERED GLASS
REFER TO DETAIL: X / A7-XX

**R4 ALUMINUM TERRACE DIVIDER - ON CONCRETE**
METAL: ALUMINUM
COLOUR: PRO UCYMERSIL DURAMAR XL STEEL CITY SILVER
GLASS: CLEAR TEMPERED GLASS
REFER TO DETAIL: X / A7-XX

**R5 ALUMINUM AMENITY TERRACE RAILING**
METAL: ALUMINUM
COLOUR: PRO UCYMERSIL DURAMAR XL STEEL CITY SILVER
GLASS: CLEAR HEAT SOAKED TEMPERED GLASS
NOTE: REFER TO LANDSCAPE DRAWINGS FOR DETAILS

**R5A ALUMINUM AMENITY TERRACE RAILING BIRD FRIENDLY FRIT PATTERN**
METAL: ALUMINUM
COLOUR: PRO UCYMERSIL DURAMAR XL STEEL CITY SILVER
GLASS: CLEAR HEAT SOAKED TEMPERED GLASS
FRIT PATTERN: WHITE FRIT 8MM DIAMETER DOTS IN 100M SQUARE PATTERN
NOTE: REFER TO LANDSCAPE DRAWINGS FOR DETAILS

**R6 ALUMINUM BALCONY RAILING WITH SLAB COVER: GLASS SPANDREL PANEL**
METAL: ALUMINUM
COLOUR: PRO UCYMERSIL DURAMAR XL STEEL CITY SILVER
GLASS: CLEAR HEAT SOAKED TEMPERED GLASS
LOCATION: ROOF FRIT VIRACON SUBSUED GRAY 1963 ROOF
REFER TO DETAIL: X / A7-XX

Exterior Railing Type Legend 1 A7-02

Contractor Must Check And Verify All Dimensions On The Job.

Do Not Scale The Drawings.

All Drawings, Specifications And Related Documents Are The Copyright Of The Architect And Must Be Returned Upon Request.

Reproduction Of Drawings, Specifications And Related Documents In Part Or Whole Is Forbidden Without The Architects Written Permission.

The Drawing Is Not To Be Used For Construction Until Signed By The Architect.

Date: October 2, 2015

ONTARIO ASSOCIATE ARCHITECT
KIRKOR ARCHITECTS and PLANNERS
ONTARIO
THIS SEAL MUST BE SIGNED TO BE VALID

Pricing Set

KIRKOR ARCHITECTS + PLANNERS
20 Martin Ross Avenue, Toronto, Ontario, M3J 2K8
Tel (416) 665-6565, Fax (416) 665-1234, www.kirkorarchitects.com

| No. | Revision | Date |
|---|---|---|

PRICING SET
October 2, 2015

| No. | Issued For | Date |
|---|---|---|

AQUAVISTA
AT BAYSIDE TORONTO

Drawing Title
Wall Sections

Project
Hines TRIDEL
AQUAVISTA
Block 3 - R3 & R4
263 Queens Quay East
Toronto, ON

| | |
|---|---|
| Scale | As indicated |
| Drawn by | S.D. |
| Checked by | C.A. |
| Project No. | 13148 |
| Date | October 2, 2015 |
| Drawing No. | A7-02 |