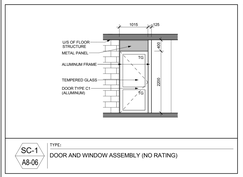

SC-1 / A8-06 — TYPE: DOOR AND WINDOW ASSEMBLY (NO RATING)

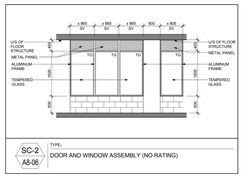

SC-2 / A8-06 — TYPE: DOOR AND WINDOW ASSEMBLY (NO RATING)

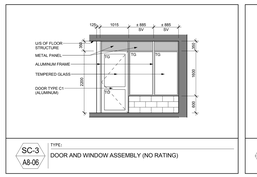

SC-3 / A8-06 — TYPE: DOOR AND WINDOW ASSEMBLY (NO RATING)

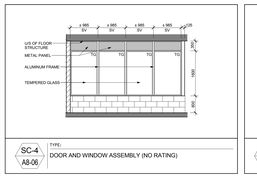

SC-4 / A8-06 — TYPE: DOOR AND WINDOW ASSEMBLY (NO RATING)

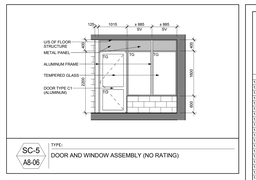

SC-5 / A8-06 — TYPE: DOOR AND WINDOW ASSEMBLY (NO RATING)

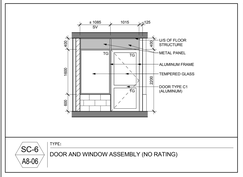

SC-6 / A8-06 — TYPE: DOOR AND WINDOW ASSEMBLY (NO RATING)

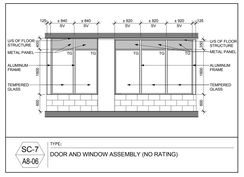

SC-7 / A8-06 — TYPE: DOOR AND WINDOW ASSEMBLY (NO RATING)

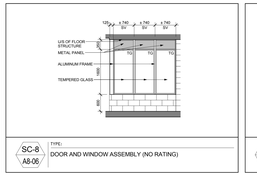

SC-8 / A8-06 — TYPE: DOOR AND WINDOW ASSEMBLY (NO RATING)

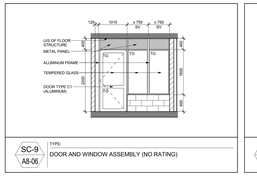

SC-9 / A8-06 — TYPE: DOOR AND WINDOW ASSEMBLY (NO RATING)

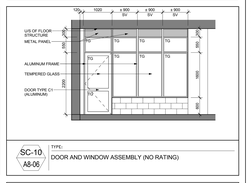

SC-10 / A8-06 — TYPE: DOOR AND WINDOW ASSEMBLY (NO RATING)

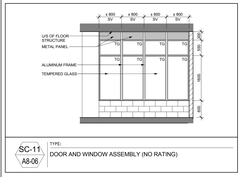

SC-11 / A8-06 — TYPE: DOOR AND WINDOW ASSEMBLY (NO RATING)

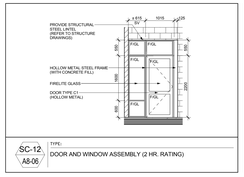

SC-12 / A8-06 — TYPE: DOOR AND WINDOW ASSEMBLY (2 HR. RATING)

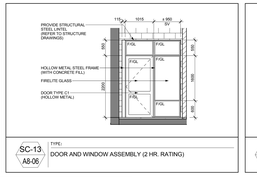

SC-13 / A8-06 — TYPE: DOOR AND WINDOW ASSEMBLY (2 HR. RATING)

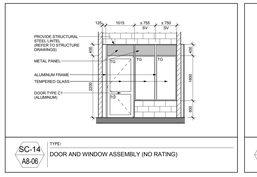

SC-14 / A8-06 — TYPE: DOOR AND WINDOW ASSEMBLY (NO RATING)

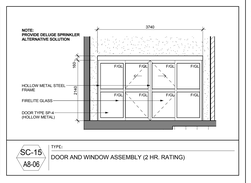

SC-15 / A8-06 — TYPE: DOOR AND WINDOW ASSEMBLY (2 HR. RATING)

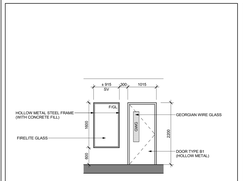

SC-16 / A8-06 — TYPE: DOOR AND WINDOW ASSEMBLY (2 HR. RATING)

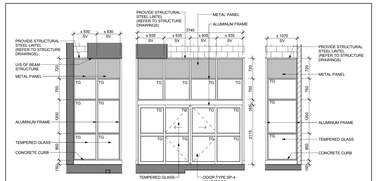

SC-17 / A8-06 — TYPE: DOOR AND WINDOW ASSEMBLY (NO RATING)

Door and Frame Schedule - Level 13

Door Number	Number of Door Panels	Width	Height	Thickness	Door Type	Door Material	Door Finish	Frame Type	Frame Material	Frame Finish	Fire Rating (Door)	Fire Rating (Wall)	Temperature Rise Label	Panic Hardware	Self Closure	Threshold	Insulated	Weather Stripping	Auto Open	Lock Hardware	Comments
					Door			Frame			Fire Rating										
1302		915	2130	45	A1	HM	PT	F1	HM	PT	90 MIN.	2 HR.	-	-	■	■	■	■	-	■	
1303		915	2130	45	A1	HM	PT	F1	HM	PT	90 MIN.	2 HR.	-	-	■	-	-	-	-	■	
1304		915	2130	45	A1	HM	PT	F1	HM	PT	90 MIN.	2 HR.	-	-	■	-	-	-	-	■	
1305		915	2130	45	A1	HM	PT	F1	HM	PT	-	-	-	-	■	-	-	-	-	-	REFER TO WINDOW SCHEDULE ELEVATIONS, NO LOOKING MECHANISM
1306		915	2130	45	B2	HM	PT	F1	HM	PT	90 MIN.	2 HR.	-	-	■	■	■	-	-	-	
1307		915	2130	45	A1	HM	PT	F1	HM	PT	90 MIN.	2 HR.	-	-	■	-	-	-	-	■	
1308		915	2130	45	A1	HM	PT	F1	HM	PT	90 MIN.	2 HR.	-	-	■	-	-	-	-	■	
1309		915	2130	45	A1	HM	PT	F1	HM	PT	90 MIN.	2 HR.	-	-	■	-	-	-	-	■	
1310		915	2130	45	A1	HM	PT	F1	HM	PT	90 MIN.	2 HR.	-	-	■	-	-	-	-	■	
1311		915	2130	45	A1	HM	PT	F1	HM	PT	90 MIN.	2 HR.	-	-	■	-	-	-	-	■	
1312	2x	710	2440	45	A2	HM	PT	F1	HM	PT	90 MIN.	2 HR.	-	-	■	-	-	-	-	■	REFER TO ARTICAPE ID DRAWINGS FOR FINISHES.
1314		915	2440	45	B1	HM	PT	F1	HM	PT	20 MIN.	1 HR.	-	-	■	-	-	-	■	■	REFER TO ARTICAPE ID DRAWINGS FOR FINISHES, POWER OPERATED
1315		915	2440	45	B1	HM	PT	F1	HM	PT	-	-	-	-	■	-	-	-	■	■	REFER TO ARTICAPE ID DRAWINGS FOR FINISHES, POWER OPERATED
1316		915	2130	45	A1	HM	PT	F1	HM	PT	90 MIN.	2 HR.	-	-	■	-	-	-	-	-	
1317		915	2130	45	A1	HM	PT	F1	HM	PT	90 MIN.	2 HR.	-	-	■	-	-	-	-	-	
1318		915	2130	45	A1	HM	PT	F1	HM	PT	90 MIN.	2 HR.	-	-	■	-	-	-	-	-	
1319		915	2130	45	A1	HM	PT	F1	HM	PT	90 MIN.	2 HR.	-	-	■	■	■	■	-	-	
1320		2000	2130	35	G1	PINE	F2	PINE	PINE	PT	-	-	-	-	■	■	■	■	-	-	REFER TO WINDOW SCHEDULE ELEVATIONS, NO LOOKING MECHANISM
1321		915	2130	45	B1	HM	PT	F1	HM	PT	45 MIN.	1 HR.	-	-	■	-	-	-	-	-	
1322		915	2130	45	B1	HM	PT	F1	HM	PT	90 MIN.	2 HR.	-	-	■	-	-	-	-	-	
1x 13		915	2440	45	B1	HM	PT	F1	HM	PT	90 MIN.	2 HR.	-	-	■	-	-	-	-	■	REFER TO ARTICAPE ID DRAWINGS FOR FINISHES, SECURITY
2x 13A		915	2130	45	B1	HM	PT	F1	HM	PT	90 MIN.	2 HR.	-	-	■	-	-	-	-	-	SECURITY
1x 13B		915	2130	45	B1	HM	PT	F1	HM	PT	90 MIN.	2 HR.	-	-	■	-	-	-	-	-	
1x 13C		915	2130	45	B1	HM	PT	F1	HM	PT	90 MIN.	2 HR.	-	-	■	-	-	-	-	■	REFER TO ARTICAPE ID DRAWINGS FOR FINISHES, MAG LOCK
1x 13		915	2440	45	B1	HM	PT	F1	HM	PT	90 MIN.	2 HR.	-	-	■	-	-	-	-	■	SECURITY
1x13A		915	2130	45	B1	HM	PT	F1	HM	PT	90 MIN.	2 HR.	-	-	■	-	-	-	-	-	

Door and Frame Schedule - Typical Suites

Door Number	Number of Door Panels	Width	Height	Thickness	Door Type	Door Material	Door Finish	Frame Type	Frame Material	Frame Finish	Fire Rating (Door)	Fire Rating (Wall)	Temperature Rise Label	Panic Hardware	Self Closure	Threshold	Insulated	Weather Stripping	Auto Open	Lock Hardware	Comments
					Door			Frame			Fire Rating										
S1		965	2135	45	G1	WD	PT	F3	MTL	PT	20 MIN.	1 HR.	-	-	■	■	-	-	-	■	DEAD BOLT, VIEW FINDER, REFER TO ID DRAWINGS FOR FINISHES
S2		860	2135	35	G1	WD	PT	F3	WD	PT	-	-	-	-	-	-	-	-	-	-	PRIVACY LOCKS FOR BATHROOM DOORS
S3		915	2135	35	G1	WD	PT	F3	WD	PT	-	-	-	-	-	-	-	-	-	-	PRIVACY LOCKS FOR BATHROOM DOORS
S4		860	2135	35	G1	WD	PT	F3	WD	PT	-	-	-	-	-	-	-	-	-	-	PRIVACY LOCKS FOR BATHROOM DOORS
S5		860	2135	35	G1	WD	PT	F3	WD	PT	-	-	-	-	-	-	-	-	-	-	PRIVACY LOCKS FOR BATHROOM DOORS
S6		760	2135	35	G1	WD	PT	F3	WD	PT	-	-	-	-	-	-	-	-	-	-	PRIVACY LOCKS FOR BATHROOM DOORS
S7		710	2135	35	G1	WD	PT	F3	WD	PT	-	-	-	-	-	-	-	-	-	-	
S8		860	2135	35	G1	WD	PT	F3	WD	PT	-	-	-	-	-	-	-	-	-	-	
S9		860	2135	35	G1	WD	PT	F3	WD	PT	-	-	-	-	-	-	-	-	-	-	
S10		610	2135	35	G1	WD	PT	F3	WD	PT	-	-	-	-	-	-	-	-	-	-	
S11		460	2135	35	G1	WD	PT	F3	WD	PT	-	-	-	-	-	-	-	-	-	-	
S12		410	2135	35	G1	WD	PT	F3	WD	PT	-	-	-	-	-	-	-	-	-	-	
S13	2x	610	2135	35	G1	WD	PT	F3	WD	PT	-	-	-	-	-	-	-	-	-	-	
S14	2x	860	2135	35	G1	WD	PT	F3	WD	PT	-	-	-	-	-	-	-	-	-	-	
S15	2x	810	2135	35	G2	WD	PT	F3	WD	PT	-	-	-	-	-	-	-	-	-	-	
S16	2x	760	2135	35	G2	WD	PT	F3	WD	PT	-	-	-	-	-	-	-	-	-	-	
S17	2x	710	2135	35	G2	WD	PT	F3	WD	PT	-	-	-	-	-	-	-	-	-	-	
S18	2x	710	2135	35	G2	WD	PT	F3	WD	PT	-	-	-	-	-	-	-	-	-	-	
S19	2x	560	2135	35	G2	WD	PT	F3	WD	PT	-	-	-	-	-	-	-	-	-	-	
S20	2x	510	2135	35	G2	WD	PT	F3	WD	PT	-	-	-	-	-	-	-	-	-	-	
S21	2x	410	2135	35	G2	WD	PT	F3	WD	PT	-	-	-	-	-	-	-	-	-	-	
S22	2x	410	2135	35	G2	WD	PT	F3	WD	PT	-	-	-	-	-	-	-	-	-	-	
S23	2x	1626 TO 6157	2135	25	H	GLAMB	-	-	-	-	-	-	-	-	-	-	-	-	-	-	FRAMELESS CLOSET MIRROR OR FROSTED GLASS SLIDER, REFER TO FEATURES LIST
S24	2x	1626 TO 6157	2135	25	H	GL	-	-	-	-	-	-	-	-	-	-	-	-	-	-	FRAMELESS BEDROOM CLEAR GLASS SLIDER, REFER TO FEATURES LIST
S25		610	1830	25	L	GL	-	-	-	-	-	-	-	-	-	-	-	-	-	-	SHADOW BOX
S26		860	2135	35	G1	WD	PT	F5	MTL	PT	20 MIN.	1 HR.	-	-	■	■	-	-	-	■	DEAD BOLT, VIEW FINDER, REFER TO ID DRAWINGS FOR FINISHES
S27		360	2440	35	G1	WD	PT	F3	WD	PT	-	-	-	-	-	-	-	-	-	-	PRIVACY LOCKS FOR BATHROOM DOORS
S28		915	2440	35	G1	WD	PT	F3	WD	PT	-	-	-	-	-	-	-	-	-	-	PRIVACY LOCKS FOR BATHROOM DOORS
S29		915	2440	35	G1	WD	PT	F3	WD	PT	-	-	-	-	-	-	-	-	-	-	PRIVACY LOCKS FOR BATHROOM DOORS
S30		810	2440	35	G1	WD	PT	F3	WD	PT	-	-	-	-	-	-	-	-	-	-	PRIVACY LOCKS FOR BATHROOM DOORS
S31		760	2440	35	G1	WD	PT	F3	WD	PT	-	-	-	-	-	-	-	-	-	-	PRIVACY LOCKS FOR BATHROOM DOORS
S32		710	2440	35	G1	WD	PT	F3	WD	PT	-	-	-	-	-	-	-	-	-	-	
S33		610	2440	35	G1	WD	PT	F3	WD	PT	-	-	-	-	-	-	-	-	-	-	
S34		610	2440	35	G1	WD	PT	F3	WD	PT	-	-	-	-	-	-	-	-	-	-	
S35		510	2440	35	G1	WD	PT	F3	WD	PT	-	-	-	-	-	-	-	-	-	-	
S36		460	2440	35	G1	WD	PT	F3	WD	PT	-	-	-	-	-	-	-	-	-	-	
S37	2x	710	2440	35	G1	WD	PT	F3	WD	PT	-	-	-	-	-	-	-	-	-	-	
S38	2x	760	2440	35	G1	WD	PT	F3	WD	PT	-	-	-	-	-	-	-	-	-	-	
S39	2x	860	2440	35	G2	WD	PT	F3	WD	PT	-	-	-	-	-	-	-	-	-	-	
S40	2x	810	2440	35	G2	WD	PT	F3	WD	PT	-	-	-	-	-	-	-	-	-	-	
S41	2x	760	2440	35	G2	WD	PT	F3	WD	PT	-	-	-	-	-	-	-	-	-	-	
S42	2x	710	2440	35	G2	WD	PT	F3	WD	PT	-	-	-	-	-	-	-	-	-	-	
S43	2x	610	2440	35	G2	WD	PT	F3	WD	PT	-	-	-	-	-	-	-	-	-	-	
S44	2x	560	2440	35	G2	WD	PT	F3	WD	PT	-	-	-	-	-	-	-	-	-	-	
S45	2x	510	2440	35	G2	WD	PT	F3	WD	PT	-	-	-	-	-	-	-	-	-	-	
S46	2x	460	2440	35	G2	WD	PT	F3	WD	PT	-	-	-	-	-	-	-	-	-	-	
S47	2x	410	2440	35	G2	WD	PT	F3	WD	PT	-	-	-	-	-	-	-	-	-	-	
S48	2x	1626 TO 6157	2440	25	H	GLAMB	-	-	-	-	-	-	-	-	-	-	-	-	-	-	FRAMELESS CLOSET MIRROR OR FROSTED GLASS SLIDER, REFER TO FEATURES LIST
S49	2x	1626 TO 6157	2440	25	H	GL	-	-	-	-	-	-	-	-	-	-	-	-	-	-	FRAMELESS BEDROOM CLEAR GLASS SLIDER, REFER TO FEATURES LIST
S50		610	1830	25	L	GL	-	-	-	-	-	-	-	-	-	-	-	-	-	-	SHADOW BOX
S51		860	2438	45	G1	GL	PINE	F2	PINE	PINE	-	-	-	-	■	■	■	■	-	■	REFER TO WINDOW SCHEDULE ELEVATIONS
S52		VARIES	2438	45	F	GL	PINE	F2	AL	PINE	-	-	-	-	■	■	■	■	-	■	REFER TO WINDOW SCHEDULE ELEVATIONS
S80		915	2440	35	G1	WD	PT	-	-	-	-	-	-	-	-	-	-	-	-	-	PRIVACY LOCKS FOR BATHROOM DOORS, FRAMELESS DOOR
S81		610	2440	35	G1	WD	PT	-	-	-	-	-	-	-	-	-	-	-	-	-	FRAMELESS DOOR
S82	2x	610	2440	35	G1	WD	PT	-	-	-	-	-	-	-	-	-	-	-	-	-	FRAMELESS DOOR
S83		460	2440	35	G1	WD	PT	-	-	-	-	-	-	-	-	-	-	-	-	-	FRAMELESS DOOR
S84		610	2440	40	J1	WD	PT	-	-	-	-	-	-	-	-	-	-	-	-	-	SINGLE POCKET DOOR
S85		610	2440	40	J1	WD	PT	-	-	-	-	-	-	-	-	-	-	-	-	-	SINGLE POCKET DOOR
S86		910	2440	40	J2	WD	PT	-	-	-	-	-	-	-	-	-	-	-	-	-	DOUBLE POCKET DOOR
S87		560	2440	40	J2	WD	PT	-	-	-	-	-	-	-	-	-	-	-	-	-	DOUBLE POCKET DOOR

Door Schedule 2 / A8-06

TYPICAL DOOR

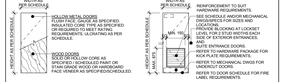

BARRIER FREE CLEARANCES :

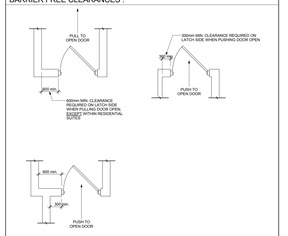

DOOR TYPES :

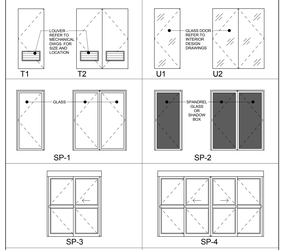

DOOR GENERAL NOTES

1. ALL DOORS WITHIN REQUIRED FIRE SEPARATIONS TO BE PROVIDED WITH POSITIVE LATCHING DEVICES AND SELF-CLOSING AND MUST HAVE APPROPRIATE LABELED DOOR, FRAME AND HARDWARE, OBC REFERENCE 3.1.8.11.(1) AND 3.1.8.13
2. DOORS WITH SELF-CLOSING HARDWARE WITHIN THE REQUIRED FIRE SEPARATION TO CONFIRM TO O.B.C. TABLE 3.3.1
3. DOORS WITH TEMPERATURE RISE RATINGS (T.R.R.) INDICATING THAT THE DOOR HAS A MAXIMUM TEMPERATURE RISE OF 250°C WITHIN 30 MINUTES OF FIRE ON THE SIDE OPPOSITE THE DOOR, MUST BE LOCATED IN DOORS TO EXIT STAIRS FROM THE PARKING GARAGE, DOORS LOCATED WITHIN FIRE WALLS, AND DOORS THAT ARE LOCATED WITHIN MEASURE A VESTIBULES.
4. ALL FRAMES OF DOORS WITHIN CONCRETE OR CONCRETE BLOCK 2H FIRE SEPARATIONS AND FIRE WALLS ARE TO BE SEALED TO THE WALL WITH EITHER 2H MASONRY OR CONCRETE ONLY.
5. ALL THRESHOLDS TO BE ALUMINUM UNLESS OTHERWISE NOTED.
6. ALL INSULATED DOORS TO BE DOUBLE GLAZED.
7. SEE ELECTRICAL DRAWINGS AND SPECIFICATIONS FOR LOCATION OF MAGNETIC LOCKING DEVICES AND AUTOMATIC DOORS TO OPEN UPON ACTIVATION OF FIRE ALARM.
8. CONDOMINIUM SECURITY REQUIREMENTS (I.E. DOOR ENTRY) IS BY OTHERS.

LEGEND:

TYPE:	FINISHES & MATERIALS:		NOTES & REMARKS:
AL ALUMINUM	ANOD CLEAR ANODIZED		AD BARRIER FREE AUTOMATIC DOOR
FG FROSTED GLASS	GALV GALVANIZED		FIRE POWER DOOR ACTIVATED BY ALARM
HC HOLLOW CORE	GL GLASS		TRL TEMPERATURE RISE LABLE
HCAP HANDICAPPED	FGL FIRELITE GLASS		WS WEATHER STRIPPING
HM HOLLOW METAL	TG TEMPERED GLASS		THK THICKNESS
LV LOUVER	GWG GEORGIAN WIRED GLASS		CL CLOSURE
LINK CHAIN LINK	MDF MEDIAN DENSITY FIBREBOARD		FLR FLOOR
MAS MASONITE	PLAM PLASTIC LAMINATE		INSUL INSULATED
MIR MIRROR	PT PAINTED		THSHD THRESHOLD
MTL METAL	STN STAINED		AFP ABOVE FINISHED FLOOR
SC SOLID CORE	WV WOOD VENEER		SV SITE VERIFY
SSC SEMI-SOLID CORE	VIN VINYL		ID REFER TO INTERIOR DESIGN DRAWINGS
OH OVERHEAD	P PLASTIC		CR CARD READER
WD WOOD	PRE PRE FINISHED		ES ELECTRIC STRIKE
STL STEEL	MAR MARBLE		ML MAG LOCK
RB RUBBER	X PURCHASER SELECTED		SD(A) SECURITY DEVICE REFER TO SECURITY DRAWINGS.
	IGU INSULATED GLASS UNIT		

FRAME TYPES:

F1 HOLLOW METAL IN BLOCK OR CONCRETE/DRYWALL

F2 ALUMINUM

F3 WOOD IN SUITES SIZE VARIES TO PARTITION

F4 HOLLOW METAL THERMALLY BROKEN

F5 METAL - READY FRAME

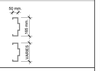

DOOR TYPES:

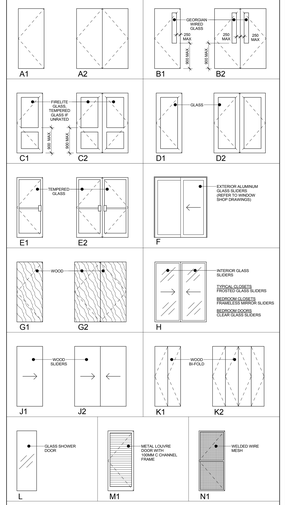

Typical Door Type Notes and Legend 1 / A8-06
NTS

Contractor Must Check And Verify All Dimensions On The Job.
Do Not Scale The Drawings.
All Drawings, Specifications And Related Documents Are The Copyright Of The Architect And Must Be Returned Upon Request.
Reproduction Of Drawings, Specifications And Related Documents In Part Or Whole Is Forbidden Without The Architects Written Permission.
The Drawing Is Not To Be Used For Construction Until Signed By The Architect.
Date: October 2, 2015

Pricing Set

KIRKOR ARCHITECTS + PLANNERS
20 Martin Ross Avenue, Toronto, Ontario, M3J 2K8
TAX (416) 665-6565, FAX (416) 665-1234, www.kirkorarchitects.com

No.	Revision	Date

PRICING SET
October 2, 2015

No.	Issued For	Date
2.	Building Permit	June 12, 2015
1.	Waterfront Toronto Review	May 1, 2015

AQUAVISTA
AT BAYSIDE TORONTO

Drawing Title
Door & Frame Schedule, General Notes & Parking Screen Elevations

Project
Hines TRIDEL
AQUAVISTA
Block 3 - R3 & R4
263 Queens Quay East
Toronto, ON

Scale 1 : 50
Drawn by M.N. / E.V.
Checked by C.A.
Project No. 13148
Date October 2, 2015
Drawing No. A8-06