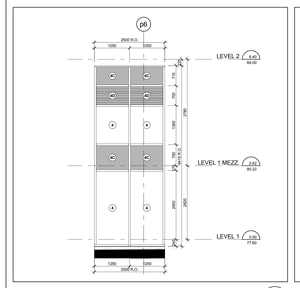

West Elevation - Part 14 (20 / A4-06)
Scale: 1 : 50

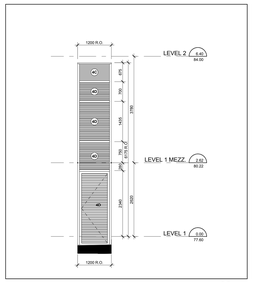

West Elevation - Part 13 (19 / A4-06)
Scale: 1 : 50

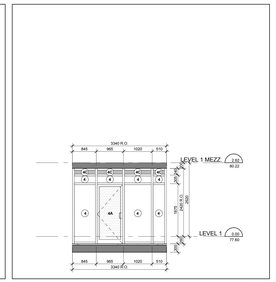

West Elevation - Part 12 (18 / A4-06)
Scale: 1 : 50

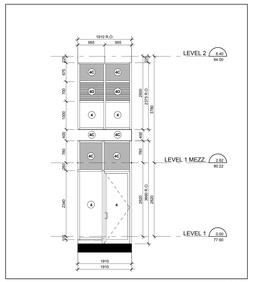

West Elevation - Part 11 (17 / A4-06)
Scale: 1 : 50

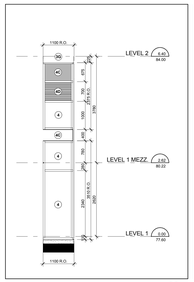

West Elevation - Part 10 (16 / A4-06)
Scale: 1 : 50

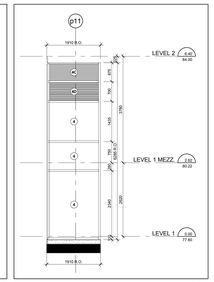

West Elevation - Part 9 (15 / A4-06)
Scale: 1 : 50

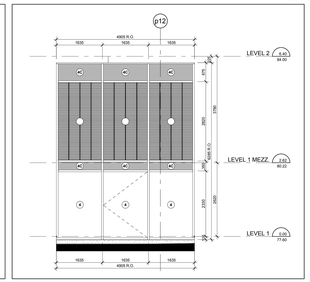

West Elevation - Part 8 (14 / A4-06)
Scale: 1 : 50

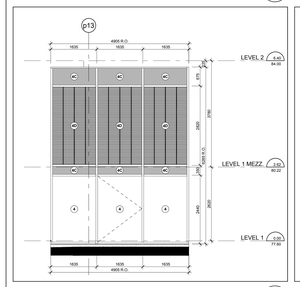

West Elevation - Part 7 (13 / A4-06)
Scale: 1 : 50

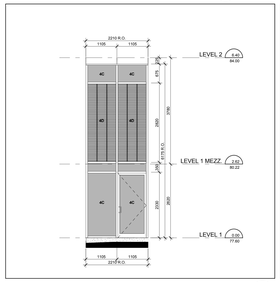

West Elevation - Part 6 (12 / A4-06)
Scale: 1 : 50

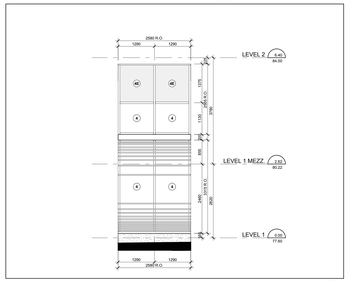

West Elevation - Part 5 (11 / A4-06)
Scale: 1 : 50

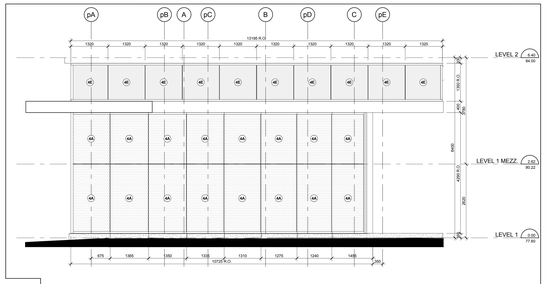

ELEVATION VIEW

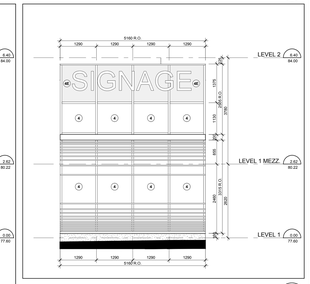

West Elevation - Part 4 - Level 1 (10 / A4-06)
Scale: 1 : 50

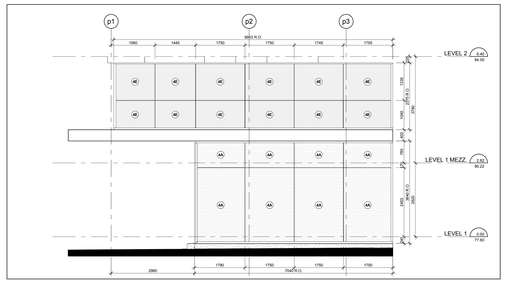

West Elevation - Part 15 (21 / A4-06)
Scale: 1 : 50

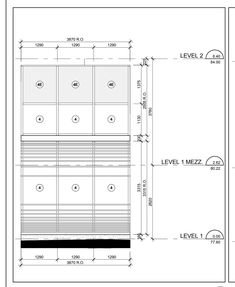

West Elevation - Part 3 (9 / A4-06)
Scale: 1 : 50

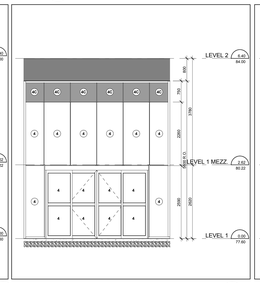

West Elevation - Part 2 (8 / A4-06)
Scale: 1 : 50

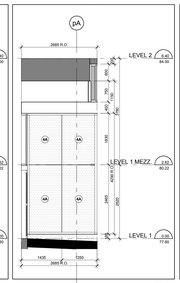

West Elevation - Part 7-8 (7-8 / A4-06)
Scale: 1 : 50

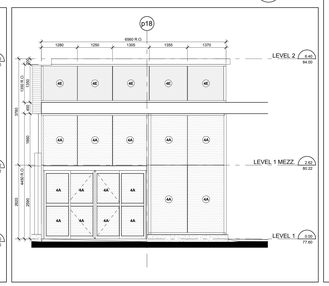

West Elevation - Part 1 (7 / A4-06)
Scale: 1 : 50

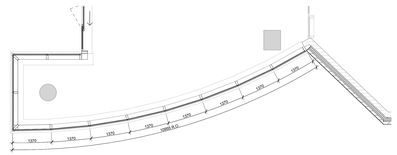

FLOOR PLAN VIEW

South Elevation - Part 6 (6 / A4-06)
Scale: 1 : 50

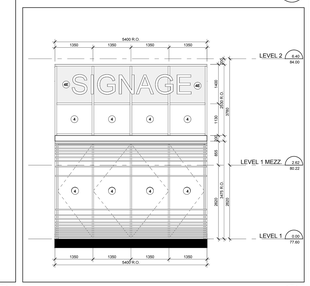

South Elevation - Part 5 (5 / A4-06)
Scale: 1 : 50

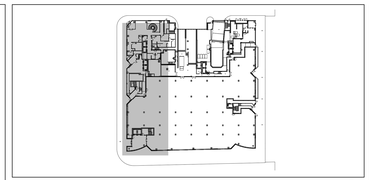

Window Schedule Key Plan - Level 1 (3 / A4-06)
NTS

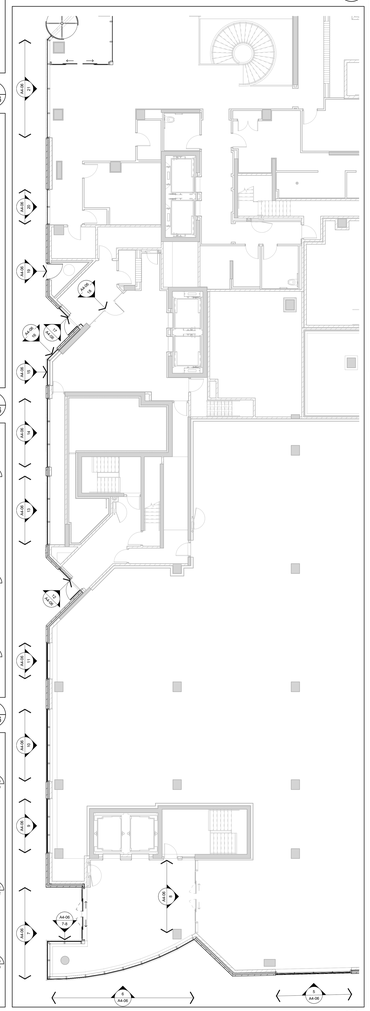

Window Schedule Partial Floor Plan - Level 1 (4 / A4-06)
Scale: 1 : 100

WINDOW SCHEDULE LEGEND

13148 - AQUAVISTA
UPDATED: AUGUST 24, 2015

3 — PREFINISHED ALUMINUM WINDOW WALL: VISION PANEL
ALUM. COLOUR: EXTERIOR - PPG UCT6214F DURANAR GREY VELVET; INTERIOR - PPG DURACRON K1268 WHITE
GLASS TYPE: CLEAR INNER & OUTER LITE, GUARDIAN SUNGUARD - SUPERNEUTRAL SN54 ON SURFACE 2

3A — PREFINISHED ALUMINUM WINDOW WALL: VISION PANEL FRIT PATTERN
ALUM. COLOUR: EXTERIOR - PPG UCT6214F DURANAR GREY VELVET; INTERIOR - PPG DURACRON K1268 WHITE
GLASS TYPE: CLEAR INNER & OUTER LITE, GUARDIAN SUNGUARD - SUPERNEUTRAL SN54 ON SURFACE 2; WHITE FRIT 8MM DIAMETER DOTS IN 10CM SQUARE PATTERN ON SURFACE 3

3B — PREFINISHED ALUMINUM WINDOW WALL: OPERABLE AWNING
ALUM. COLOUR: EXTERIOR - PPG UCT6214F DURANAR GREY VELVET; INTERIOR - PPG DURACRON K1268 WHITE
GLASS TYPE: CLEAR INNER & OUTER LITE, GUARDIAN SUNGUARD - SUPERNEUTRAL SN54 ON SURFACE 2

3C — PREFINISHED ALUMINUM WINDOW WALL: OPERABLE AWNING FRIT PATTERN
ALUM. COLOUR: EXTERIOR - PPG UCT6214F DURANAR GREY VELVET; INTERIOR - PPG DURACRON K1268 WHITE
GLASS TYPE: CLEAR INNER & OUTER LITE, GUARDIAN SUNGUARD - SUPERNEUTRAL SN54 ON SURFACE 2; WHITE FRIT 8MM DIAMETER DOTS IN 10CM SQUARE PATTERN ON SURFACE 3

3D — PREFINISHED ALUMINUM WINDOW WALL: GLASS SPANDREL PANEL
ALUM. COLOUR: EXTERIOR - PPG UCT6214F DURANAR GREY VELVET; INTERIOR - PPG DURACRON K1268 WHITE
GLASS TYPE: CLEAR FLOAT
COLOUR: SOLID FRIT VIRACON SUBDUED GRAY V961 ON SURFACE 2

3E — PREFINISHED ALUMINUM WINDOW WALL: METAL SPANDREL PANEL
ALUM. COLOUR: EXTERIOR - PPG UCT6214F DURANAR GREY VELVET; INTERIOR - PPG DURACRON K1268 WHITE
METAL PANEL: PPG UCT6214F DURANAR GREY VELVET

3F — PREFINISHED ALUMINUM WINDOW WALL: METAL LOUVER
ALUM. COLOUR: EXTERIOR - PPG UCT6214F DURANAR GREY VELVET; INTERIOR - PPG DURACRON K1268 WHITE
METAL LOUVER: PPG UCT6214F DURANAR GREY VELVET

3G — PREFINISHED ALUMINUM WINDOW WALL: METAL SLAB COVER
ALUM. COLOUR: EXTERIOR - PPG UCT6214F DURANAR GREY VELVET; INTERIOR - PPG DURACRON K1268 WHITE
SLAB COVER: PPG UCTM375GL DURANAR XL STEEL SILVER CITY

4 — PREFINISHED STOREFRONT CURTAINWALL: VISION PANEL (GROUND FLOOR)
ALUM. COLOUR: EXTERIOR - PPG UCT6214F DURANAR GREY VELVET; INTERIOR - PPG UCT6214F DURANAR GREY VELVET
GLASS TYPE: CLEAR INNER & OUTER LITE

4A — PREFINISHED STOREFRONT CURTAINWALL: VISION PANEL FRIT PATTERN (GROUND FLOOR)
ALUM. COLOUR: EXTERIOR - PPG UCT6214F DURANAR GREY VELVET; INTERIOR - PPG UCT6214F DURANAR GREY VELVET
GLASS TYPE: CLEAR INNER & OUTER LITE, GUARDIAN SUNGUARD - SUPERNEUTRAL SN54 ON SURFACE 2; WHITE FRIT 8MM DIAMETER DOTS IN 10CM SQUARE PATTERN ON SURFACE 3

4B — PREFINISHED STOREFRONT CURTAINWALL: SHADOW BOX (GROUND FLOOR)
ALUM. COLOUR: EXTERIOR - PPG UCT6214F DURANAR GREY VELVET; INTERIOR - PPG UCT6214F DURANAR GREY VELVET
GLASS TYPE: CLEAR INNER & OUTER LITE, SOLID FRIT VIRACON SUBDUED GRAY ON SURFACE 4

4C — PREFINISHED STOREFRONT CURTAINWALL: GLASS SPANDREL PANEL (GROUND FLOOR)
ALUM. COLOUR: EXTERIOR - PPG UCT6214F DURANAR GREY VELVET; INTERIOR - PPG UCT6214F DURANAR GREY VELVET
GLASS TYPE: CLEAR FLOAT
COLOUR: SOLID FRIT WARM GREY ON SURFACE 4

4D — PREFINISHED STOREFRONT CURTAINWALL: METAL LOUVER (GROUND FLOOR)
ALUM. COLOUR: EXTERIOR - PPG UCT6214F DURANAR GREY VELVET; INTERIOR - PPG UCT6214F DURANAR GREY VELVET
METAL LOUVER: PPG UCT6214F DURANAR GREY VELVET

4E — PREFINISHED STOREFRONT CURTAINWALL: METAL SPANDREL PANEL (GROUND FLOOR)
ALUM. COLOUR: EXTERIOR - PPG UCT6214F DURANAR GREY VELVET; INTERIOR - PPG UCT6214F DURANAR GREY VELVET
METAL PANEL: PPG UCT6214F DURANAR GREY VELVET

LEGEND

BBQ	BBQ GAS CONNECTION - REFER TO MECHANICAL DRAWINGS
NFHB	NON FREEZE HOSE BIBB - REFER TO MECHANICAL DRAWINGS
WOR	WEATHERPROOF DUPLEX RECEPTACLE - REFER TO ELECTRICAL DRAWINGS
LF	LIGHT FIXTURE - REFER TO ELECTRICAL DRAWINGS
TG	TEMPERED GLASS

Window Schedule Legend (2 / A4-06)
NTS

TYPICAL WINDOW SCHEDULE NOTES:

1. ADD 10MM CAULKING ALLOWANCE ON ONE OR BOTH SIDES OF WINDOW OPENING.
2. ALL DOOR AND WINDOW SHAPES AS PER PLANS AND ELEVATIONS.
3. CO-ORDINATE LOUVER LOCATIONS WITH MECHANICAL DRAWINGS.
4. CO-ORDINATE ALL WINDOW SIZES WITH STRUCTURAL SHOP DRAWINGS.
5. CO-ORDINATE BALCONY/TERRACE ELECTRICAL OUTLETS WITH ELECTRICAL DRAWINGS.

ONE REQUIREMENTS:

9.7.2. WINDOW STANDARDS
9.7.2.1. WINDOW STANDARD
(1) WINDOWS SHALL CONFORM TO:
(A) CAN/CSA-A440, "WINDOWS", AND
(B) THE CAN/CSA-A440.1, "USER SELECTION GUIDE TO CSA STANDARD CAN/CSA-A440-00 WINDOWS".
(2) GLASS
9.7.3.1. GLASS STANDARDS
(1) GLASS SHALL CONFORM TO:
(A) CAN/CGSB-12.1-M, "TEMPERED OR LAMINATED SAFETY GLASS",
(B) CAN/CGSB-12.2-M, "FLAT, CLEAR SHEET GLASS",
(C) CAN/CGSB-12.3-M, "FLAT, CLEAR FLOAT GLASS",
(D) CAN/CGSB-12.4-M, "WIRED SAFETY GLASS",
(E) CAN/CGSB-12.8, "INSULATING GLASS UNITS",
(F) CAN/CGSB-12.19-M, "GLASS, LIGHT AND HEAT REFLECTING",
(G) CAN/CGSB-12.20-M, "STRENGTH THEORY", AND
(H) ASTM E773, "ACCELERATED WEATHERING OF SEALED INSULATING GLASS UNITS",
(I) ASTM E774, "SPECIFICATION FOR SEALED INSULATING GLASS UNITS".
(6) GLASS IN WINDOWS, SLOPED GLAZING AND SKYLIGHTS SHALL BE DESIGNED IN CONFORMANCE WITH CAN/CGSB-12.20-M.
9.7.4. CAULKING AND SEALING
9.7.4.1. CAULKING AND SEALING
(1) CAULKING MATERIAL USED TO SEAL THE GLASS COMPONENT OF A FACTORY-SEALED DOUBLE-GLAZED UNIT TO THE SASH COMPONENT SHALL BE COMPATIBLE WITH THE MATERIAL USED TO EDGE SEAL THE GLASS COMPONENT.

9.7.5.4. WINDOWS ABOVE THE SECOND STOREY
(1) WINDOWS IN PUBLIC AREAS THAT EXTEND TO LESS THAN 1 000 MM FROM THE FLOOR AND ARE LOCATED ABOVE THE SECOND STOREY IN BUILDINGS OF RESIDENTIAL OCCUPANCY SHALL:
(A) BE PROTECTED BY GUARDS IN ACCORDANCE WITH SENTENCE 9.8.8.1. OR,
(B) NON-OPENABLE AND DESIGNED TO WITHSTAND THE LATERAL DESIGN LOADS FOR GUARDS AS PROVIDED IN ARTICLE 9.4.1.15. OR 9.8.8.2.
9.8.2.1. RESISTANCE TO FORCED ENTRY
9.7.6.1. FORCED ENTRY THROUGH WINDOWS
(1) WINDOWS IN ANY STOREY OR PART OF STOREY IN LOCATIONS WITHIN 2 000 MM OF ADJACENT GROUND LEVEL SHALL CONFORM TO THE REQUIREMENTS FOR RESISTANCE TO FORCED ENTRY AS DESCRIBED IN CLAUSE 10.13 OF CAN/CSA-A440.M, "WINDOWS".

9.8.8.1. REQUIRED GUARDS
(1) EXCEPT AS PERMITTED IN SENTENCES (2) AND (3), EVERY SURFACE TO WHICH ACCESS IS PROVIDED FOR OTHER THAN MAINTENANCE PURPOSES, INCLUDING BUT NOT LIMITED TO FLOATS OF STEPS AND RAMPS, EXTERIOR LANDINGS, PORCHES, BALCONIES, GALLERIES AND RAMPS, SHALL BE PROTECTED BY A GUARD ON EACH SIDE THAT IS NOT PROTECTED BY A WALL FOR THE LENGTH WHERE THE DIFFERENCE IN ELEVATION BETWEEN THE ADJACENT SURFACE AND ANY OTHER SURFACE WITHIN 1.5 M FROM THE ADJACENT SURFACE, OR THE ADJACENT SURFACE WITHIN 1.5 M FROM THE WALKING SURFACE HAS A SLOPE OF MORE THAN 1 IN 2.
(A) ATTACHED GARAGES,
(B) LAT LOADING DOCKS,
(C) DETACHED GARAGES OR GARAGES, OR
(D) WHERE ACCESS IS PROVIDED FOR MAINTENANCE PURPOSES ONLY.
(8) WHEN AN INTERIOR STAIR HAS MORE THAN 2 RISERS OR AN INTERIOR RAMP RISES MORE THAN 400 MM, THE SIDES OF THE STAIR OR RAMP SHALL BE PROTECTED BY A GUARD, EXCEPT WHERE THE STAIRWELL OR RAMP SHALL BE PROTECTED BY A GUARD ON EACH SIDE THAT IS NOT PROTECTED BY A WALL.

9.8.8.3. HEIGHT OF GUARDS
(1) EXCEPT AS PROVIDED IN SENTENCES (2) TO (4), ALL GUARDS SHALL BE NOT LESS THAN 1 070 MM HIGH.
(2) EXTERIOR GUARDS SERVING NOT MORE THAN ONE DWELLING UNIT SHALL BE NOT LESS THAN 900 MM HIGH.
(3) EXTERIOR GUARDS SERVING NOT MORE THAN ONE DWELLING UNIT SHALL BE NOT LESS THAN 900 MM HIGH WHERE THE WALKING SURFACE WITHIN 1.5 M OF THE GUARD IS NOT MORE THAN 600 MM HIGHER THAN THE GUARD.
(4) GUARDS FOR FLIGHTS OF STEPS, EXCEPT IN REQUIRED EXIT STAIRS, SHALL BE NOT LESS THAN 800 MM HIGH.
(5) THE HEIGHT OF GUARDS FOR FLIGHTS OF STEPS SHALL BE MEASURED VERTICALLY FROM A LINE DRAWN THROUGH THE LEADING EDGE OF THE TREADS.
9.8.8.7. GLASS IN GUARDS
(1) GLASS IN GUARDS SHALL BE:
(A) SAFETY GLASS OF THE LAMINATED OR TEMPERED TYPE CONFORMING TO CAN/CGSB-12.1-M, "TEMPERED OR LAMINATED SAFETY GLASS",
OR
(B) WIRED GLASS CONFORMING TO CAN/CGSB-12.11-M, "WIRED SAFETY GLASS".

10.3.5.11. WINDOWS AND SLIDING
(1) EXCEPT AS PROVIDED IN SENTENCES (2) AND (3), WINDOWS AND ALL GLAZING THAT SEPARATES HEATED SPACE FROM UNHEATED SPACE OR THE EXTERIOR SHALL BE DESIGNED TO LIMIT THE RATE OF AIR INFILTRATION TO NOT MORE THAN 0.5 L/S FOR EACH METRE OF SASH CRACK WHEN TESTED AT PRESSURE DIFFERENTIAL OF 75 PA IN CONFORMANCE WITH SENTENCE (4).
(2) EXTERIOR SWING TYPE DOOR ASSEMBLIES FOR DWELLING UNITS, INDIVIDUALLY RENTED HOTEL ROOMS AND SUITES UNDER SPECIFIED PRESSURE DIFFERENCES ACROSS THE SPECIMEN:
(A) MANUALLY OPERATED EXTERIOR SLIDING GLASS DOOR ASSEMBLIES THAT SEPARATE HEATED SPACE FROM SPACE ONE OR TWO STOREYS ABOVE GRADE THAT ARE NOT MORE THAN 2 M WIDE AND 2.1 M HIGH, SHALL BE DESIGNED TO LIMIT THE RATE OF AIR INFILTRATION TO NOT MORE THAN 0.5 L/S FOR EACH METRE OF DOOR CRACK WHEN TESTED IN CONFORMANCE WITH SENTENCE (4).
(B) EXTERIOR SWING TYPE DOOR ASSEMBLIES, STAMPED ON ALL EDGES AND PROTECTED WITH A STORM DOOR OR BY AN ENCLOSED UNHEATED SPACE, EXTERIOR SWING TYPE DOOR ASSEMBLIES FOR DWELLING UNITS, INDIVIDUALLY RENTED HOTEL ROOMS AND SUITES SHALL BE DESIGNED TO LIMIT THE RATE OF AIR INFILTRATION TO NOT MORE THAN 0.25 L/S FOR EACH SQUARE METRE OF DOOR AREA WHEN TESTED IN CONFORMANCE WITH SENTENCE (4).
(C) DOOR ASSEMBLIES OTHER THAN THOSE DESCRIBED IN SENTENCES (2) AND (3), THAT SEPARATE HEATED SPACE FROM UNHEATED SPACE OR THE EXTERIOR SHALL BE DESIGNED TO LIMIT THE RATE OF AIR INFILTRATION TO NOT MORE THAN 1.7 L/S FOR EACH METRE OF DOOR CRACK WHEN TESTED IN CONFORMANCE WITH SENTENCE (4).
(6) CAULKING MATERIAL TO REDUCE AIR INFILTRATION SHALL CONFORM TO THE REQUIREMENTS IN SUBSECTION 9.27.4.
(7) WHERE PIPES, CONDUITS, DUCTS OR OTHER SIMILAR OBJECTS PASS THROUGH EXTERIOR WALLS OR FLOORS TO OTHER LOCATION WHERE THERE IS A POSSIBILITY OF AIR LEAKAGE INTO HEATED SPACES IN A BUILDING THROUGH THE EXTERIOR WALLS, SUCH AS UTILITY SERVICE ENTRANCES, SHALL BE CAULKED, GASKETED OR SEALED TO RESTRICT SUCH AIR LEAKAGE.
(8) WHERE PIPES, CONDUITS, DUCTS OR OTHER SIMILAR OBJECTS CAUSED BY THE PENETRATION OF SERVICES SHALL BE RESTRICTED IN CONFORMANCE WITH THE REQUIREMENTS OF SUBSECTION 9.25.3.

Typical Window Schedule Notes (1 / A4-06)
NTS

Contractor Must Check And Verify All Dimensions On The Job.
Do Not Scale The Drawings.
All Drawings, Specifications And Related Documents Are The Copyright Of The Architect And Must Be Returned Upon Request.
Reproduction Of Drawings, Specifications And Related Documents In Part Or Whole Is Forbidden Without The Architects Written Permission.
The Drawing Is Not To Be Used For Construction Until Signed By The Architect.
Date: October 15, 2015

ONTARIO ASSOCIATE ARCHITECTS
KIRKOR ARCHITECTS and PLANNERS
YOU WILL NOT BE SURPRISED TO SEE US
Tender

KIRKOR ARCHITECTS + PLANNERS
20 Martin Ross Avenue, Toronto, Ontario, M3J 2K8
TXT 01 647-0065, FAX 01 647-0065 ext. 1234, www.kirkorarchitects.com

No.:	Revision	Date

1	Tender	Oct. 15, 2015
No.:	Issued For	Date

AQUAVISTA
AT BAYSIDE TORONTO

Drawing Title
Window Schedule - Level 1 - South & West Elevation

Project
Hines TRIDEL
AQUAVISTA
Block 3 - R3 & R4
263 Queens Quay East
Toronto, ON

Scale: As indicated
Drawn by: E.V. / M.M.
Checked by: C.A.
Project No.: 13148
Date: October 15, 2015
Drawing No.: A4-06

Plot Date: 10/14/2015 11:54:48 AM File Path: C:\Users\mmonk\Documents\Revit 2015 Working Files\13148P20-Model-Building R3-R4_mmonk (R27).rvt