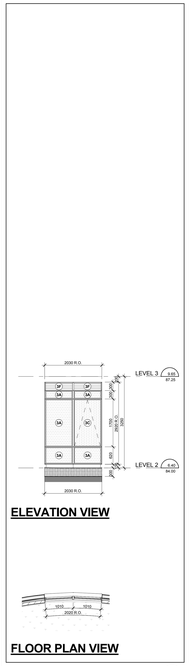

Interior East Elevation - Part 3 (24 / A4-11)
Scale: 1 : 50

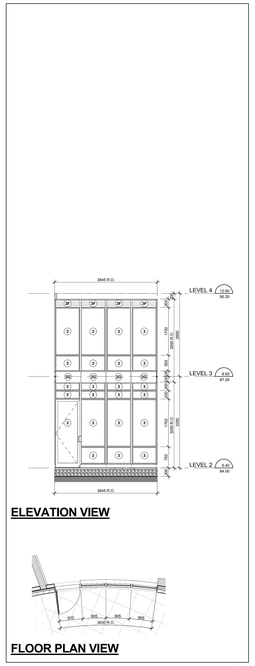

Interior East Elevation - Part 2 (23 / A4-11)
Scale: 1 : 50

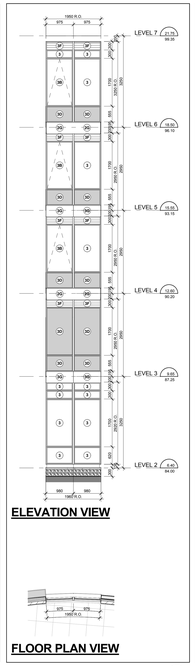

Interior East Elevation - Part 1 (22 / A4-11)
Scale: 1 : 50

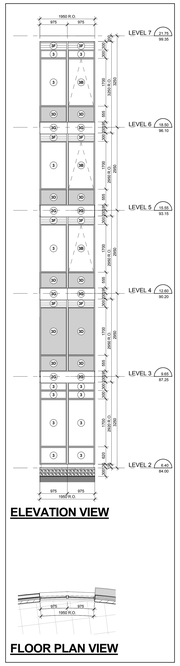

Interior West Elevation - Part 21 (21 / A4-11)
Scale: 1 : 50

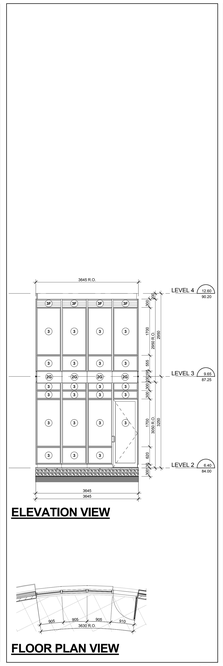

Interior West Elevation - Part 20 (20 / A4-11)
Scale: 1 : 50

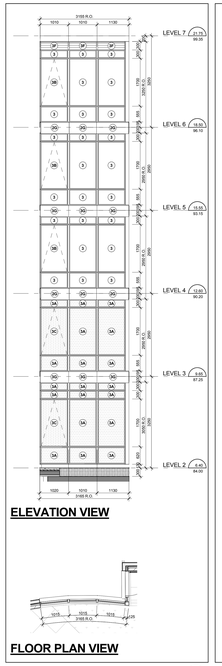

Interior West Elevation - Part 19 (19 / A4-11)
Scale: 1 : 50

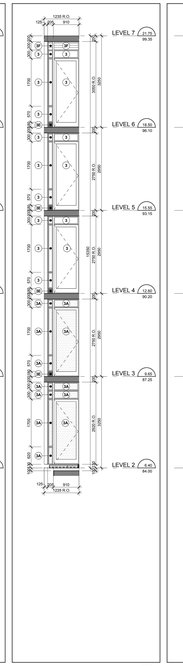

Interior West - Part 18 (18 / A4-11)
Scale: 1 : 50

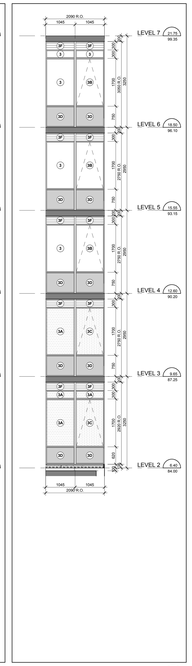

Interior West Elevation - Part 17 (17 / A4-11)
Scale: 1 : 50

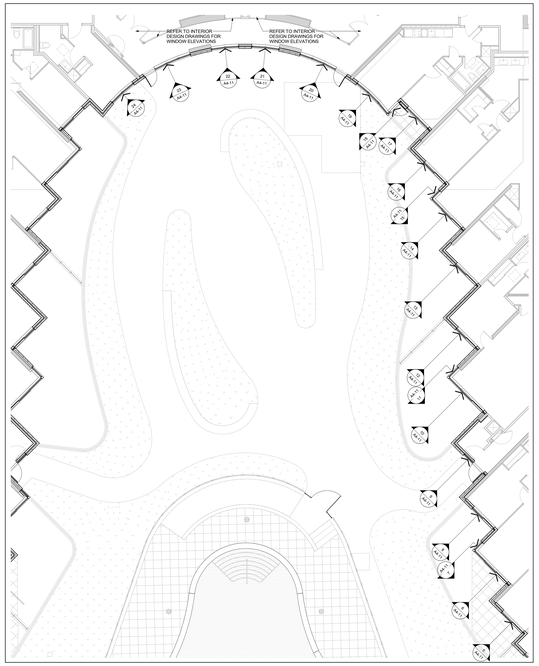

Window Schedule Partial Floor Plan - Level 2 (4 / A4-11)
Scale: 1 : 100

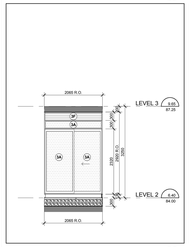

Interior West Elevation - Part 16 (16 / A4-11)
Scale: 1 : 50

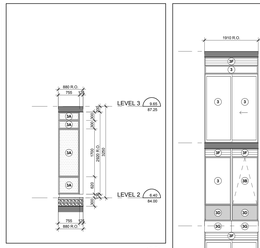

Interior West - Part 15 (15 / A4-11)
Scale: 1 : 50

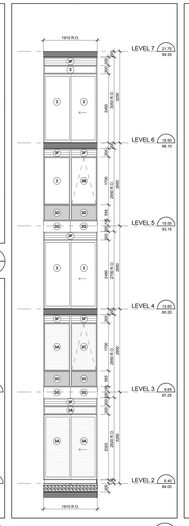

Interior West - Part 12 (12 / A4-11)
Scale: 1 : 50

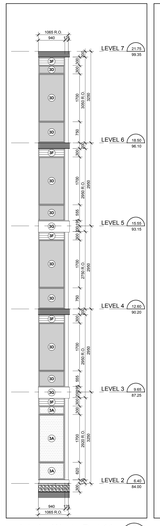

Interior West - Part 11 (11 / A4-11)
Scale: 1 : 50

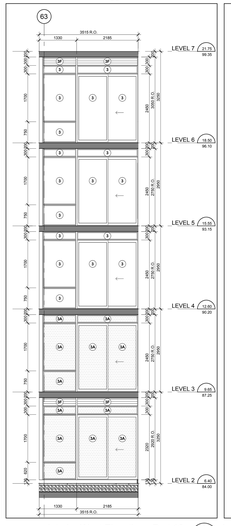

Interior West Elevation - Part 10 (10 / A4-11)
Scale: 1 : 50

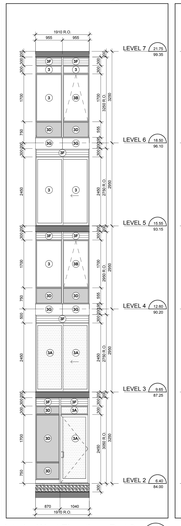

Interior West Elevation - Part 9 (9 / A4-11)
Scale: 1 : 50

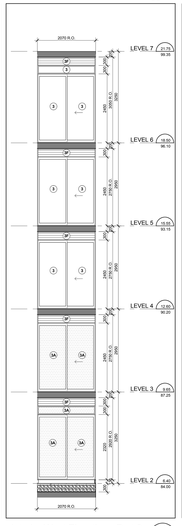

Interior West Elevation - Part 8 (8 / A4-11)
Scale: 1 : 50

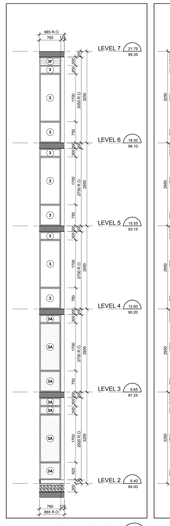

Interior West - Part 7 (7 / A4-11)
Scale: 1 : 50

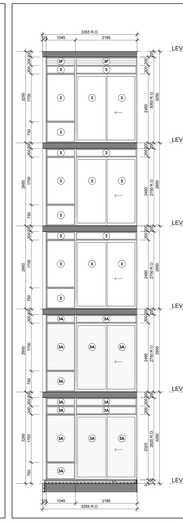

Interior West Elevation - Part 6 (6 / A4-11)
Scale: 1 : 50

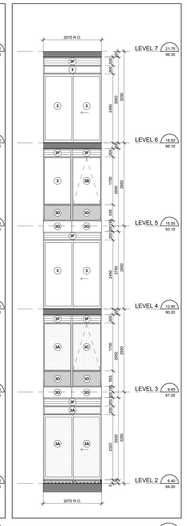

Interior West Elevation - Part 5 (5 / A4-11)
Scale: 1 : 50

TYPICAL WINDOW SCHEDULE NOTES:

1. NOV 19/NO CALCAING ALLOWANCE ON ONE OR BOTH SIDES OF WINDOW OPENING.
2. ALL OTOR AND WINDOW OPENINGS AS PER PLANS AND ELEVATIONS.
3. CO-ORDINATE LOUVER LOCATIONS WITH MECHANICAL DRAWINGS.
4. CO-ORDINATE ALL ROOF DRAINS WITH ROOF PLANS AND REPORT.
5. CO-ORDINATE BALCONY/TERRACE ELECTRICAL OUTLETS WITH ELECTRICAL DRAWINGS.

ORC REQUIREMENTS:

9.7.2. WINDOW STANDARDS
(1) GLASS SHALL CONFORM TO:
(5) WINDOWS SHALL CONFORM TO:
(a) CAN/CSA-A440, "WINDOWS"; AND
(b) CAN/CSA-A440.2, "WINDOW SELECTION GUIDE TO CSA STANDARD CAN/CSA-A440-00 WINDOWS".
9.7.3. GLASS
9.7.3.1. GLASS STANDARDS
(1) GLASS SHALL CONFORM TO:
(a) CAN/CGSB-12.1-M, "TEMPERED OR LAMINATED SAFETY GLASS";
(b) CAN/CGSB-12.2-M, "FLAT, CLEAR FLOAT GLASS";
(c) CAN/CGSB-12.3-M, "FLAT, CLEAR FLOAT GLASS";
(d) CAN/CGSB-12.4-M, "FLOAT GLASS, TINTED";
(e) CAN/CGSB-12.8, "INSULATING GLASS UNITS";
(f) CAN/CGSB-12.10-M, "GLASS, LIGHT AND HEAT-REFLECTING";
(g) CAN/CGSB-12.20-M, "GLAZING GUIDE"; AND
(h) ASTM E1105, "INSULATING GLASS UNIT PERFORMANCE AND EVALUATION".
9.7.3.2. STRUCTURAL DESIGN OF GLASS
(1) STRUCTURAL DESIGN OF GLASS WINDOWS AND SKYLIGHTS SHALL BE DESIGNED IN CONFORMANCE WITH CAN/CGSB-12.20-M, "STRUCTURAL DESIGN OF GLASS FOR BUILDINGS".
9.7.4. SEALING COMPOUND
9.7.4.1. SEALING COMPOUND
(1) SEALING COMPOUND USED TO SEAL THE GLASS COMPONENT OF A FACTORY-SEALED DOUBLE-GLAZED UNIT TO THE SASH COMPONENT SHALL BE COMPATIBLE WITH THE MATERIAL USED TO SIDE SEAL THE GLASS COMPONENT.
9.7.6. WINDOWS ABOVE THE SECOND STOREY
(1) WINDOWS IN PUBLIC AREAS THAT EXTEND TO LESS THAN 1.300 MM FROM THE FLOOR AND ARE LOCATED ABOVE THE SECOND STOREY IN BUILDINGS OF RESIDENTIAL OCCUPANCY SHALL BE:
(a) CAPABLE OF RESISTING THE LATERAL DESIGN LOADS FOR GUARDS AS PROVIDED IN ARTICLE 9.8.8., OR;
(B) NON-OPENABLE AND DESIGNED TO WITHSTAND THE LATERAL DESIGN LOADS FOR GUARDS AS PROVIDED IN ARTICLES 4.1.5.15. OR 9.8.8.2.
9.7.6.2. RESISTANCE TO FORCED ENTRY
9.7.6.1. FORCED ENTRY THROUGH WINDOWS
(5) IN DWELLING UNITS, WINDOWS, ANY PART OF WHICH IS LOCATED WITHIN 2.000 MM OF ADJACENT GROUND LEVEL, SHALL CONFORM TO THE REQUIREMENTS FOR RESISTANCE TO FORCED ENTRY AS DESCRIBED IN CLAUSE 18.13 OF CAN/CSA-A440.S2, "WINDOWS".
9.8.8.1. REQUIRED GUARDS
(1) EXCEPT AS PROVIDED IN SENTENCES (2) AND (3), EVERY SURFACE TO WHICH ACCESS IS PROVIDED FOR OTHER THAN MAINTENANCE PURPOSES, INCLUDING BUT NOT LIMITED TO FLIGHTS OF STEPS AND RAMPS, EXTERIOR LANDINGS, PORCHES, BALCONIES, GALLERIES AND RAMPS, SHALL BE PROTECTED BY A GUARD ON EACH SIDE THAT IS NOT PROTECTED BY A WALL FOR THE LENGTH WHERE, (a) THE SURFACE IS MORE THAN 600 MM ABOVE THE FINISHED GROUND LEVEL, EXCEPT THAT IN RESIDENTIAL OCCUPANCIES, (b) THE ADJACENT SURFACE WITHIN 1.5 M FROM THE WALKING SURFACE HAS A SLOPE OF MORE THAN 1 IN 2.
(B) GUARDS ARE NOT REQUIRED:
(a) ON THE STAGE, OR
(b) AT FLOOR PITS IN REPAIR GARAGES, OR
(c) ON THE ROOF OF BUILDINGS FOR MAINTENANCE PURPOSES ONLY.
(5) WHEN AN INTERIOR STAIR HAS MORE THAN 2 RISERS OR AN INTERIOR RAMP RISES MORE THAN 400 MM, THE SIDES OF THE STAIR OR RAMP, EXCEPT THOSE AT THE FLOOR LEVEL, AROUND THE STAIRWELL OR RAMP SHALL BE PROTECTED BY A GUARD ON EACH SIDE THAT IS NOT PROTECTED BY A WALL.
9.8.8.3. HEIGHT OF GUARDS
(1) EXCEPT AS PROVIDED IN SENTENCES (2) TO (4), ALL GUARDS SHALL BE NOT LESS THAN 1.070 MM HIGH.
(B) ALL GUARDS WITHIN DWELLING UNITS SHALL BE NOT LESS THAN 900 MM HIGH.
(2) EXCEPT AS PROVIDED IN SENTENCE (4), GUARDS ALONG THE SIDES OF RAMPS SHALL BE NOT LESS THAN 900 MM HIGH WHERE THE WALKING SURFACE SERVED BY THE GUARD IS NOT MORE THAN 1.800 MM ABOVE THE FINISHED GROUND LEVEL.
(4) GUARDS FOR FLIGHTS OF STEPS, EXCEPT IN RESIDENCES EXIT STAIRS, SHALL BE NOT LESS THAN 900 MM HIGH.
(5) EXCEPT AS PROVIDED IN SENTENCE (6), STEPH SHALL BE MEASURED VERTICALLY FROM A LINE DRAWN THROUGH THE LEADING EDGE OF THE TREADS IEPHOE OF THE GUARD.
9.8.8.7. GLASS IN GUARDS
(1) GLASS IN GUARDS SHALL BE:
(a) SAFETY GLASS OF THE LAMINATED OR TEMPERED TYPE CONFORMING TO CAN/CGSB-12.1-M, "TEMPERED OR LAMINATED SAFETY GLASS";
(b) WIRED GLASS CONFORMING TO CAN/CGSB-12.11-M, "WIRED SAFETY GLASS".
12.3.3.11. WINDOWS AND GLAZING
(1) EXCEPT AS PROVIDED IN SENTENCES (2) AND (3), WINDOWS AND ALL GLAZING THAT SEPARATES HEATED SPACE FROM UNHEATED SPACE OR THE EXTERIOR SHALL CONFORM TO ARTICLES 12.3.2.6. AND 12.3.2.5.
(B) EXCEPT AS PROVIDED IN SENTENCES (3) AND (4), THE TOTAL AREA OF GLAZING, INCLUDING GLAZING FOR DOORS AND SKY-LIGHTS, THAT SEPARATES HEATED SPACE FROM UNHEATED SPACE OR THE EXTERIOR SHALL BE LIMITED TO 2 M² PLUS 15 PER CENT OF THE GROSS AREA OF THE WALLS OF THAT STOREY THE STOREY SERVED BY THE GLAZED AREAS AND SHALL NOT EXCEED 40 PER CENT OF THE TOTAL AREA OF THE WALLS OF THAT STOREY THE STOREY SERVED BY THE GLAZED AREAS AND SHALL NOT EXCEED 40 PER CENT OF THE TOTAL AREA OF THE WALLS OF THAT STOREY
(C) EXCEPT AS PROVIDED IN SENTENCE (4), THE TOTAL AREA OF GLAZING, INCLUDING GLAZING FOR DOORS AND SKY-LIGHTS, THAT SEPARATES OPAQUE PORTION OF THE WALL, IS CALCULATED AS ITS PROJECTED AREA ON A VERTICAL PLANE.
(D) EXCEPT AS PROVIDED IN SENTENCE (4), THE TOTAL AREA OF GLAZING, INCLUDING GLAZING FOR DOORS AND SKY-LIGHTS, THAT SEPARATES HEATED SPACE FROM UNHEATED SPACE OR THE EXTERIOR SHALL BE NOT LESS THAN THE PRODUCT OF APPLYING SENTENCE (2) AND ARTICLE 12.3.2.5. TO THE ACTUAL AREA MULTIPLIED BY THE RATIO OF THE REQUIRED THERMAL RESISTANCE DIVIDED BY THE ACTUAL THERMAL RESISTANCE OF THE GLAZING.
(E) EXCEPT AS PROVIDED IN SENTENCE (4), THE TOTAL AREA OF GLAZING, INCLUDING GLAZING FOR DOORS, HAVING A SHADING COEFFICIENT OF MORE THAN 0.75 THAT IS UNSHADED IN THE WINTER AND FACES A STREET WITHIN 45° OF DUE SOUTH SHALL BE 50 PERCENT OF ITS UNSHADED AREA IN CALCULATING THE MAXIMUM AREA OF GLAZING IN SENTENCES (2) AND (3) PROVIDED THE BUILDING IS DESIGNED TO BE COOLED UNLESS THE GLAZING DESCRIBED IN SENTENCE (4) SHALL BE DESIGNED TO LIMIT THE RATE OF AIR-WATER PENETRATION TO NOT MORE THAN 0.5 L/S FOR EACH SQUARE METRE OF DOOR AREA WHEN TESTED IN CONFORMANCE WITH SENTENCE (5).
(5) EXCEPT WHERE THE DOOR IS WEATHERSTRIPPED ON ALL EDGES AND PROTECTED WITH A STORM DOOR OR BY AN ENCLOSED VESTIBULE, THE AIR-WATER PENETRATION RATE OF ALL EXTERIOR DOORS, INCLUDING THOSE IN ENCLOSED VESTIBULES, SHALL BE DESIGNED TO LIMIT THE RATE OF AIR-WATER PENETRATION TO NOT MORE THAN 0.25 L/S FOR EACH SQUARE METRE OF DOOR AREA WHEN TESTED IN CONFORMANCE WITH SENTENCE (5).
(6) DOOR ASSEMBLIES OTHER THAN THOSE DESCRIBED IN SENTENCES (5) AND (5), THAT SEPARATE HEATED SPACE FROM UNHEATED SPACE OR THE EXTERIOR SHALL BE DESIGNED TO LIMIT THE RATE OF AIR-WATER PENETRATION TO NOT MORE THAN 0.1 L/S FOR EACH METRE OF DOOR CRACK WHEN TESTED IN CONFORMANCE WITH SENTENCE (7).
(B) CAULKING MATERIAL TO REDUCE AIR-WATER PENETRATION SHALL CONFORM TO THE REQUIREMENTS IN SUBSECTION 9.27.4.
(C) EXCEPT AS PROVIDED IN SENTENCE (D), THE AIR-WATER PENETRATION RATE OF ALL EXTERIOR WINDOWS, CURTAIN WALLS, AND OTHER LOCATION WHERE THERE IS A PATH OF AIR LEAKAGE BETWEEN HEATED SPACE IN A BUILDING THROUGH THE EXTERIOR WALLS, SUCH AS UTILITY SERVICE ENTRANCES, SHALL BE CAULKED, GASKETED OR SEALED TO RESTRICT SUCH AIR LEAKAGE.
(D) EXCEPT AS PROVIDED IN SENTENCE (E), THE AIR-WATER PENETRATION RATE OF ALL EXTERIOR WINDOWS, CURTAIN WALLS, AND OTHER LOCATIONS WHERE THERE IS A PATH OF AIR LEAKAGE BETWEEN HEATED SPACE IN A BUILDING THROUGH THE EXTERIOR WALLS, SUCH AS UTILITY SERVICE ENTRANCES, SHALL BE CAULKED, GASKETED OR SEALED TO RESTRICT SUCH AIR LEAKAGE.
(E) THE AIR-WATER PENETRATION RATE OF ALL EXTERIOR WINDOWS, CURTAIN WALLS, AND OTHER LOCATIONS CAUSED BY THE PENETRATION OF SERVICES SHALL BE RESTRICTED IN CONFORMANCE WITH THE REQUIREMENTS OF SUBSECTION 9.25.3.

Typical Window Schedule Notes (3 / A4-11)
NTS

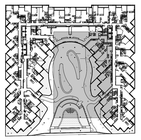

Window Schedule Key Plan - Level 2 (2 / A4-11)
NTS

WINDOW SCHEDULE LEGEND

13148 - AQUAVISTA
UPDATED: AUGUST 24, 2015

3 PREFINISHED ALUMINUM WINDOW WALL: VISION PANEL
ALUM. COLOUR: EXTERIOR - PPG UC752-14F DURANAR GREY VELVET
INTERIOR - PPG UC752-14F DURANAR GREY VELVET
GLASS TYPE: CLEAR INNER & OUTER LITE, GUARDIAN SUNGUARD - SUPERNEUTRAL SN34 ON SURFACE 2

3A PREFINISHED ALUMINUM WINDOW WALL: VISION PANEL FRIT PATTERN
ALUM. COLOUR: EXTERIOR - PPG UC752-14F DURANAR GREY VELVET
INTERIOR - PPG DURACRON K1286 WHITE
GLASS TYPE: CLEAR INNER & OUTER LITE, GUARDIAN SUNGUARD - SUPERNEUTRAL SN34 ON SURFACE 2
WHITE FRIT 5MM DIAMETER DOTS IN 10CM SQUARE PATTERN ON SURFACE 3

3B PREFINISHED ALUMINUM WINDOW WALL: OPERABLE AWNING
ALUM. COLOUR: EXTERIOR - PPG UC752-14F DURANAR GREY VELVET
INTERIOR - PPG DURACRON K1286 WHITE
GLASS TYPE: CLEAR INNER & OUTER LITE, GUARDIAN SUNGUARD - SUPERNEUTRAL SN34 ON SURFACE 2

3C PREFINISHED ALUMINUM WINDOW WALL: OPERABLE AWNING FRIT PATTERN
ALUM. COLOUR: EXTERIOR - PPG UC752-14F DURANAR GREY VELVET
INTERIOR - PPG DURACRON K1286 WHITE
GLASS TYPE: CLEAR INNER & OUTER LITE, GUARDIAN SUNGUARD - SUPERNEUTRAL SN34 ON SURFACE 2
WHITE FRIT 5MM DIAMETER DOTS IN 10CM SQUARE PATTERN ON SURFACE 3

3D PREFINISHED ALUMINUM WINDOW WALL: GLASS SPANDREL PANEL
ALUM. COLOUR: EXTERIOR - PPG UC752-14F DURANAR GREY VELVET
INTERIOR - PPG DURACRON K1286 WHITE
GLASS TYPE: CLEAR PLANT
COLOUR: SOLID FRIT VIRACON SUBDUED GRAY VISO ON SURFACE 2

3E PREFINISHED ALUMINUM WINDOW WALL: METAL SPANDREL PANEL
ALUM. COLOUR: EXTERIOR - PPG UC752-14F DURANAR GREY VELVET
INTERIOR - PPG DURACRON K1286 WHITE
METAL PANEL: PPG UC752-14F DURANAR GREY VELVET

3F PREFINISHED ALUMINUM WINDOW WALL: METAL LOUVER
ALUM. COLOUR: EXTERIOR - PPG UC752-14F DURANAR GREY VELVET
INTERIOR - PPG DURACRON K1286 WHITE
METAL LOUVER: PPG UC752-14F DURANAR GREY VELVET

3G PREFINISHED ALUMINUM WINDOW WALL: METAL SLAB COVER
ALUM. COLOUR: EXTERIOR - PPG UC752-14F DURANAR GREY VELVET
INTERIOR - PPG DURACRON K1286 WHITE
SLAB COVER: PPG UC1457EDL DURANAR EL STEEL SILVER CITY

4 PREFINISHED STOREFRONT CURTAINWALL: VISION PANEL (GROUND FLOOR)
ALUM. COLOUR: EXTERIOR - PPG UC752-14F DURANAR GREY VELVET
INTERIOR - PPG UC752-14F DURANAR GREY VELVET
GLASS TYPE: CLEAR INNER & OUTER LITE

4A PREFINISHED STOREFRONT CURTAINWALL: VISION PANEL FRIT PATTERN (GROUND FLOOR)
ALUM. COLOUR: EXTERIOR - PPG UC752-14F DURANAR GREY VELVET
INTERIOR - PPG UC752-14F DURANAR GREY VELVET
GLASS TYPE: CLEAR INNER & OUTER LITE, GUARDIAN SUNGUARD - SUPERNEUTRAL SN34 ON SURFACE 2
WHITE FRIT 5MM DIAMETER DOTS IN 10CM SQUARE PATTERN ON SURFACE 3

4B PREFINISHED STOREFRONT CURTAINWALL: SHADOW BOX (GROUND FLOOR)
ALUM. COLOUR: EXTERIOR - PPG UC752-14F DURANAR GREY VELVET
INTERIOR - PPG UC752-14F DURANAR GREY VELVET
GLASS TYPE: CLEAR INNER & OUTER LITE, SOLID FRIT VIRACON SUBDUED GRAY ON SURFACE 4

4C PREFINISHED STOREFRONT CURTAINWALL: GLASS SPANDREL PANEL (GROUND FLOOR)
ALUM. COLOUR: EXTERIOR - PPG UC752-14F DURANAR GREY VELVET
INTERIOR - PPG UC752-14F DURANAR GREY VELVET
GLASS TYPE: CLEAR PLANT
COLOUR: SOLID FRIT WARM GREY ON SURFACE 4

4D PREFINISHED STOREFRONT CURTAINWALL: METAL LOUVER (GROUND FLOOR)
ALUM. COLOUR: EXTERIOR - PPG UC752-14F DURANAR GREY VELVET
INTERIOR - PPG UC752-14F DURANAR GREY VELVET
METAL LOUVER: PPG UC752-14F DURANAR GREY VELVET

4E PREFINISHED STOREFRONT CURTAINWALL: METAL SPANDREL PANEL (GROUND FLOOR)
ALUM. COLOUR: EXTERIOR - PPG UC752-14F DURANAR GREY VELVET
INTERIOR - PPG UC752-14F DURANAR GREY VELVET
METAL PANEL: PPG UC752-14F DURANAR GREY VELVET

LEGEND

BBQ	BBQ GAS CONNECTION - REFER TO MECHANICAL DRAWINGS
NFHB	NON-FREEZE HOSE BIBB - REFER TO MECHANICAL DRAWINGS
WDR	WEATHERPROOF DUPLEX RECEPTACLE - REFER TO ELECTRICAL DRAWINGS
LF	LIGHT FIXTURE - REFER TO ELECTRICAL DRAWINGS
TG	TEMPERED GLASS

Window Schedule Legend (1 / A4-11)
NTS

Contractor Must Check And Verify All Dimensions On The Job.
Do Not Scale The Drawings.
All Drawings, Specifications And Related Documents Are The Copyright Of The Architect And Must Be Returned Upon Request.
Reproduction Of Drawings, Specifications And Related Documents In Part Or Whole Is Forbidden Without The Architects Written Permission.
The Drawing Is Not To Be Used For Construction Until Signed By The Architect.

Date: October 15, 2015

KIRKOR ARCHITECTS + PLANNERS
20 Martin Ross Avenue, Toronto, Ontario, M3J 2K8
TAT 0 665-6065, FAT 0 665-1234, www.kirkorarchitects.com

No.	Revision	Date

S.	Tender	Oct. 15, 2015
No.	Issued For	Date

AQUAVISTA
AT BAYSIDE TORONTO

Drawing Title
Window Schedule - Level 2 - Interior West & Interior East Elevation

Project
Hines TRIDEL
AQUAVISTA
Block 3 - R3 & R4
263 Queens Quay East
Toronto, ON

Scale: As indicated
Drawn by: E.V. / M.M.
Checked by: C.A.
Project No.: 13148
Date: October 15, 2015
Drawing No.: A4-11