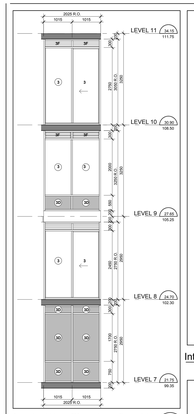

Interior West Elevation - Part 11 **24** A4-17
Scale: 1 : 50

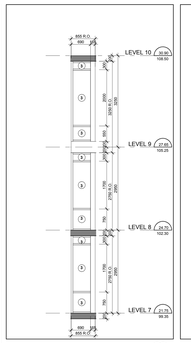

Interior West Elevation - Part 10 **23** A4-17
Scale: 1 : 50

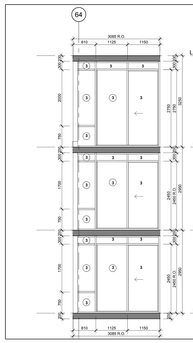

Interior West Elevation - Part 9 **22** A4-17
Scale: 1 : 50

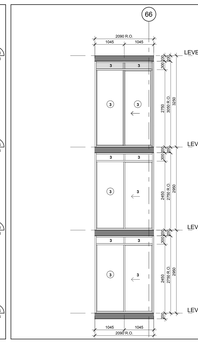

Interior West Elevation - Part 8 **21** A4-17
Scale: 1 : 50

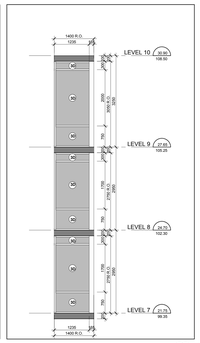

Interior West Elevation - Part 7 **20** A4-17
Scale: 1 : 50

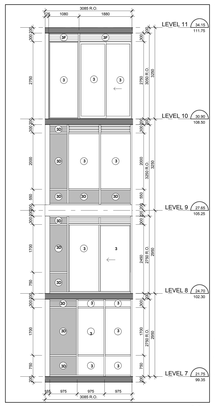

Interior West Elevation - Part 6 **19** A4-17
Scale: 1 : 50

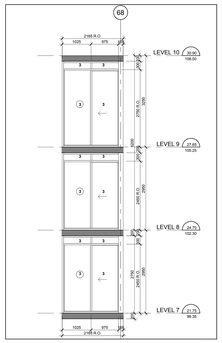

Interior West Elevation - Part 5 **18** A4-17
Scale: 1 : 50

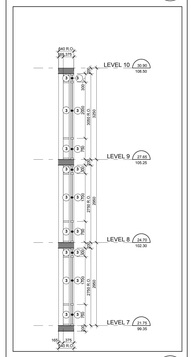

Interior West Elevation - Part 4 **17** A4-17
Scale: 1 : 50

East Elevation - Part 2 **10** A4-17
Scale: 1 : 50

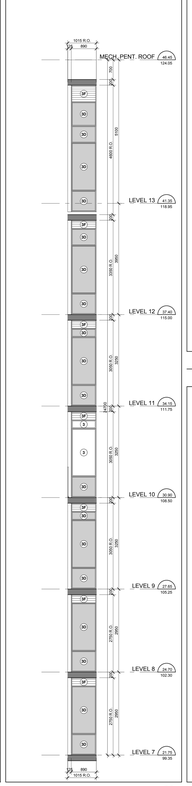

East Elevation - Part 1 **9** A4-17
Scale: 1 : 50

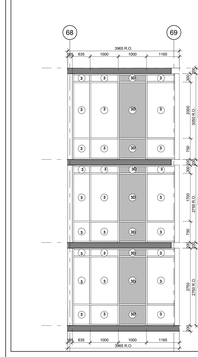

Interior West Elevation - Part 3 **16** A4-17
Scale: 1 : 50

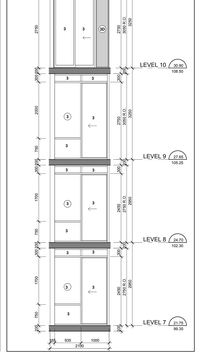

Interior West Elevation - Part 2 **15** A4-17
Scale: 1 : 50

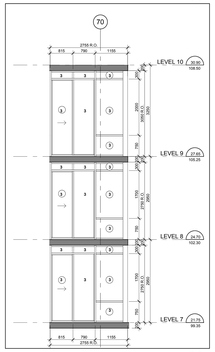

Interior West Elevation - Part 1 **14** A4-17
Scale: 1 : 50

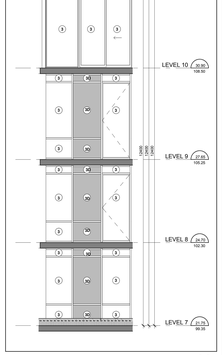

East Elevation - Part 4 **13** A4-17
Scale: 1 : 50

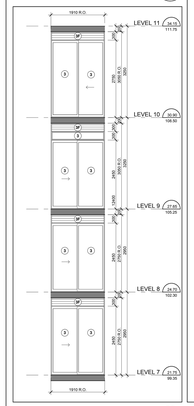

East Elevation - Part 3 **11** A4-17
Scale: 1 : 50

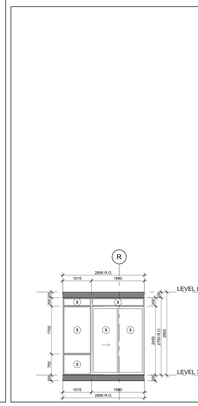

North Elevation - Part 13 **8** A4-17
Scale: 1 : 50

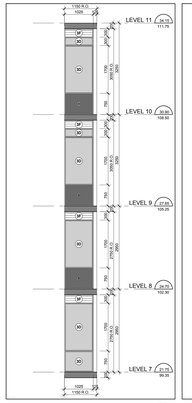

North Elevation - Part 12 **7** A4-17
Scale: 1 : 50

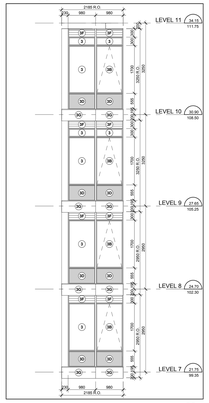

North Elevation - Part 11 **6** A4-17
Scale: 1 : 50

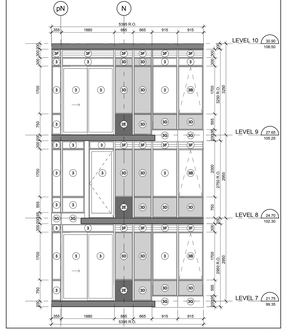

North Elevation - Part 10 **5** A4-17
Scale: 1 : 50

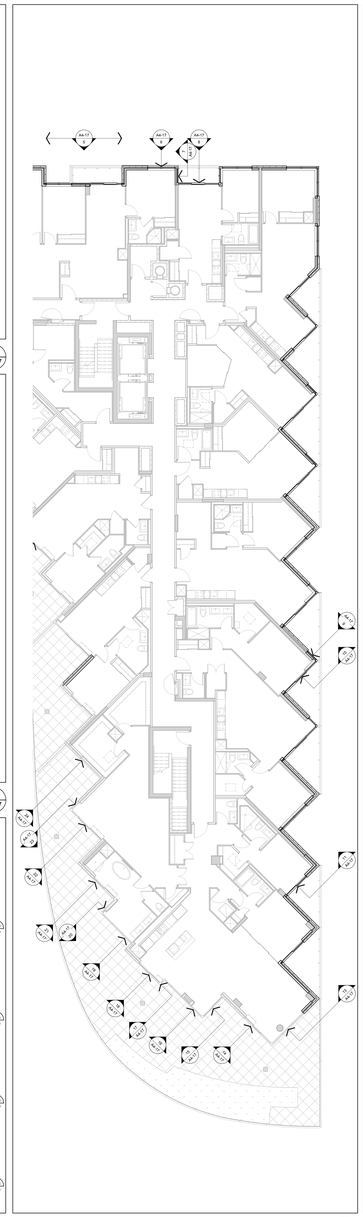

Window Schedule Partial Floor Plan - Level 7 **4** A4-17
Scale: 1 : 100

TYPICAL WINDOW SCHEDULE NOTES:

1. ADD 10MM CAULKING ALLOWANCE ON ONE OR BOTH SIDES OF WINDOW OPENING.
2. CO-ORDINATE LOCATION OF ELECTRICAL OUTLETS WITH ELECTRICAL DRAWINGS.
3. CO-ORDINATE LOUVER LOCATIONS WITH MECHANICAL DRAWINGS.
4. CO-ORDINATE SPRINKLER HEAD LOCATIONS WITH SPRINKLER DRAWINGS.
5. CO-ORDINATE BALCONY FIREWALL ELECTRICAL OUTLETS WITH ELECTRICAL DRAWINGS.

GEL REQUIREMENTS

9.7.2. WINDOW STANDARDS
9.7.2.1. WINDOW STANDARD
(1) WINDOWS SHALL CONFORM TO:
(a) CAN/CGSB-12.20-M86
(b) THE CANADA-WIDE 1. "USER SELECTION GUIDE TO CSA STANDARD CAN/CSA-A440.00 WINDOWS".
9.7.3. GLASS
9.7.3.1. GLASS STANDARDS
(1) GLASS SHALL CONFORM TO:
(a) CAN/CGSB-12.1-M90 "TEMPERED OR LAMINATED SAFETY GLASS",
(b) CAN/CGSB-12.3-M. "FLAT, CLEAR SHEET GLASS"
(c) CAN/CGSB-12.4-M. "FLAT, TINTED SHEET GLASS",
(d) CAN/CGSB-12.5-M. "HEAT ABSORBING GLASS",
(e) CAN/CGSB-12.8. "INSULATING GLASS UNITS",
(f) CAN/CGSB-12.11-M. "FLAT, COATED REFLECTING",
(g) CAN/CGSB-12.1-M. "WIRED SAFETY GLASS", OR
(h) ASTM E2190. "INSULATING GLASS UNIT PERFORMANCE AND EVALUATION".
9.7.3.2. GLAZING IN WINDOWS
(1) GLASS IN WINDOWS, SLOPED GLAZING AND SKYLIGHTS SHALL BE DESIGNED IN CONFORMANCE WITH CAN/CGSB-12.20-M, "STRUCTURAL DESIGN OF GLASS FOR BUILDINGS".
9.7.4. SEALANTS AND GASKETS
9.7.4.1. SEALANT COMPOUND
(1) THE SEALANT COMPOUND USED TO SEAL THE GLASS COMPONENT OF A FACTORY SEALED DOUBLE-GLAZED UNIT TO THE SASH COMPONENT SHALL BE COMPATIBLE WITH THE MATERIAL USED TO EDGE SEAL THE GLASS COMPONENT.

9.7.5.4. WINDOWS ABOVE THE SECOND STOREY
(1) WINDOWS ABOVE THE SECOND STOREY, WHICH ARE LESS THAN 1.000 MM FROM THE FLOOR AND ARE LOCATED ABOVE THE SECOND STOREY IN BUILDINGS OF RESIDENTIAL OCCUPANCY SHALL NOT BE:
(a) OPENABLE, UNLESS THEY ARE PROTECTED IN ACCORDANCE WITH SUBSECTION 9.8.8., OR
(b) NON-OPENABLE AND DESIGNED TO WITHSTAND THE LATERAL DESIGN LOADS FOR GUARDS AS PROVIDED IN ARTICLES 4.1.5.15. OF SENTENCE (1).
9.7.6. RESISTANCE TO FORCED ENTRY
9.7.6.1. FORCED ENTRY THROUGH WINDOWS
(1) WINDOWS, WHICH ARE LOCATED IN A STOREY OF WHICH IS LOCATED WITHIN 2.000 MM OF ADJACENT GROUND LEVEL, SHALL CONFORM TO THE REQUIREMENTS FOR RESISTANCE TO FORCED ENTRY AS DESCRIBED IN CLAUSE 10.13 OF CAN/CSA-A440.00, "WINDOWS".

9.8.8.1. REPAIRED GUARDS
(1) EXCEPT AS PROVIDED IN SENTENCES (2) AND (3), EVERY SURFACE TO WHICH ACCESS IS PROVIDED FOR OTHER THAN MAINTENANCE PURPOSES, INCLUDING BUT NOT LIMITED TO FLOATS OF STEPS AND RAMPS, EXTERIOR LANDINGS, PORCHES, BALCONIES, GALLERIES AND RAMPS, SHALL BE GUARDED IN ACCORDANCE WITH ARTICLES 9.8.8.2. TO 9.8.8.10. AND SENTENCES (4) TO (6).
(2) THERE IS A DIFFERENCE IN ELEVATION OF MORE THAN 600 MM BETWEEN THE WALKING SURFACE AND THE ADJACENT SURFACE, OR
(3) THE ADJACENT SURFACE WITHIN 1.2 M FROM THE WALKING SURFACE HAS A SLOPE OF MORE THAN 1 IN 2.
(4) AT LOADING DOCKS,
(5) AT FLOOR PITS IN REPAIR GARAGES, OR
(6) AT PLATFORMS USED FOR BUILDING MAINTENANCE PURPOSES ONLY.
(7) WHEN AN INTERIOR STAIR HAS MORE THAN 2 RISERS OR AN INTERIOR RAMP RISES MORE THAN 400 MM, THE SIDES OF THE STAIR OR RAMP AND THE LANDING ON FLOOR LEVEL AROUND THE STAIRWELL OR RAMP SHALL BE PROTECTED BY A GUARD ON EACH SIDE THAT IS CONTINUOUS BETWEEN

9.8.8.3. HEIGHT OF GUARDS
(1) EXCEPT AS PROVIDED IN SENTENCES (2) TO (4), ALL GUARDS SHALL BE NOT LESS THAN 1.070 MM HIGH:
(a) ON A LANDING, OR WITHIN 1.000 MM OF THE FLOOR OF A LANDING, OR
(b) EXTERIOR GUARDS SERVING NOT MORE THAN ONE DWELLING UNIT SHALL BE NOT LESS THAN 900 MM HIGH WHERE THE WALKING SURFACE SERVED BY THE GUARD IS NOT MORE THAN 1.800 MM ABOVE THE FINISHED GROUND LEVEL,
(c) ON A RAMP, OR WITHIN 1.000 M OF THE FLOOR OF A RAMP, EXCEPT ON A RAMP SERVING NOT MORE THAN ONE DWELLING UNIT, SHALL BE NOT LESS THAN 900 MM HIGH.
(d) THE HEIGHT OF GUARDS FOR FLOATS OF STEPS SHALL BE MEASURED VERTICALLY FROM A LINE DRAWN THROUGH THE LEADING EDGE OF THE TREADS SERVED BY THE GUARD.
9.8.8.4. GLASS GUARDS
(1) GLASS IN GUARDS SHALL BE:
(a) SAFETY GLASS OF THE LAMINATED OR TEMPERED TYPE CONFORMING TO CAN/CGSB-12.1-M, "TEMPERED OR LAMINATED SAFETY GLASS",
OR
(b) WIRED GLASS CONFORMING TO CAN/CGSB-12.11-M, "WIRED SAFETY GLASS".
9.8.8.5. GUARDS FOR GLAZING
(2) EXCEPT AS PROVIDED IN SENTENCES (3) AND (5), WINDOWS AND ALL GLAZING THAT SEPARATES HEATED SPACE FROM UNHEATED SPACE OR THE EXTERIOR SHALL CONFORM TO ARTICLES 10.3.2.8. AND 10.3.2.9.
(3) EXCEPT AS PROVIDED IN SENTENCE (5), WINDOWS AND ALL GLAZING, INCLUDING GLAZING FOR DOORS AND SKYLIGHTS THAT SEPARATES HEATED SPACE FROM UNHEATED SPACE OR THE EXTERIOR SHALL NOT EXCEED 25 PER CENT OF THE FLOOR AREA OF THE STOREY SERVED BY THE GLAZED AREAS AND SHALL NOT EXCEED 40 PER CENT OF THE TOTAL AREA OF THE WALLS OF THAT STOREY THAT SEPARATES HEATED SPACE FROM UNHEATED SPACE OR THE EXTERIOR, WHICHEVER IS LESS, WHERE THE AREA OF THE OPAQUE PORTION OF THE WALL IS CALCULATED AS ITS PROJECTED AREA ON A VERTICAL PLANE.
(5) WHERE THE THERMAL RESISTANCE OF GLAZING IS DIFFERENT FROM THAT REQUIRED IN SENTENCE (1) AND ARTICLE 10.3.1.10., THE AREA OF GLAZING MAY EXCEED THE LIMITS SPECIFIED IN SENTENCE (3) PROVIDED THE AREA OF GLAZING DIVIDED BY THE ACTUAL THERMAL RESISTANCE OF THE GLAZING DIVIDED BY THE RATIO OF THE REQUIRED THERMAL RESISTANCE DIVIDED BY THE ACTUAL THERMAL RESISTANCE OF THE OPAQUE PORTION OF THE WALL, DOES NOT EXCEED THE LIMITS SPECIFIED IN SENTENCE (3) WHEN CALCULATED IN CONFORMANCE WITH SENTENCE (6).
(6) WHEN THE GLAZING IS SHADED IN THE WINTER AND FACES A DIRECTION WITHIN 45° OF DUE SOUTH MAY BE ASSUMED TO BE 50 PERCENT SHADED IN THE SUMMER WITH EXTERIOR DEVICES, FOR THE PURPOSE OF DETERMINING WHETHER OR NOT THE GLAZING IS SHADED WITH A SYSTEM THAT IS DURABLE OF DISTRIBUTING THE SOLAR HEAT GAIN FROM SUCH GLAZED AREA THROUGHOUT THE BUILDING FOR THE PURPOSE OF DETERMINING WHETHER OR NOT THE GLAZING IS SHADED IN THE WINTER, THE SHADING SHALL BE CALCULATED USING THE NORMAL SUN ANGLES OF JANUARY 21.
(7) SENTENCES (4) SHALL NOT APPLY WHERE THE BUILDING IS DESIGNED TO BE COOLED UNLESS THE GLAZING DESCRIBED IN SENTENCE (4) IS SHADED IN THE SUMMER WITH EXTERIOR DEVICES. FOR THE PURPOSE OF DETERMINING WHETHER OR NOT THE GLAZING IS SHADED IN THE SUMMER, SHADING SHALL BE CALCULATED USING THE NORMAL SUN ANGLES OF JUNE 21.
9.7.5.5. SUMMER CREATING
(1) EXCEPT THAT THE SEPARATE HEATED SPACE FROM UNHEATED SPACE OR THE EXTERIOR SHALL BE DESIGNED TO LIMIT THE RATE OF AIR LEAKAGE THROUGH EXTERIOR WINDOWS, CURTAIN WALLS, AND DOORS UNDER SPECIFIED PRESSURE DIFFERENCES ACROSS THE SPECIMEN WHEN TESTED IN CONFORMANCE WITH SENTENCE (2).
(2) DETERMINING THE RATE OF AIR LEAKAGE THROUGH EXTERIOR WINDOWS, CURTAIN WALLS, AND DOORS UNDER SPECIFIED PRESSURE DIFFERENCES ACROSS THE SPECIMEN.
(3) EXCEPT THAT THE SEPARATE HEATED SPACE FROM UNHEATED SPACE OR THE EXTERIOR SHALL BE DESIGNED TO LIMIT AIR INFILTRATION TO NOT MORE THAN 2.0 L/S FOR EACH SQUARE METRE OF DOOR AREA WHEN TESTED IN CONFORMANCE WITH SENTENCE (4).
(4) DETERMINING THE RATE OF AIR INFILTRATION THROUGH ON ALL EDGES AND PROTECTED WITH A STORM DOOR OR BY AN ENCLOSED UNHEATED SPACE, EXTERIOR SWING TYPE DOOR ASSEMBLIES FOR DWELLING UNITS, INDIVIDUALLY RENTED HOTEL ROOMS AND SUITES SHALL BE DESIGNED TO LIMIT THE RATE OF AIR INFILTRATION TO NOT MORE THAN 0.35 L/S FOR EACH SQUARE METRE OF DOOR AREA WHEN TESTED IN CONFORMANCE WITH SENTENCE (4).
(5) DOOR ASSEMBLIES OTHER THAN THOSE DESCRIBED IN SENTENCES (3) AND (4), THAT SEPARATE HEATED SPACE FROM UNHEATED SPACE OR THE EXTERIOR SHALL BE DESIGNED TO LIMIT THE RATE OF AIR INFILTRATION TO NOT MORE THAN 17.0 L/S FOR EACH METRE OF DOOR CRACK WHEN TESTED IN CONFORMANCE WITH SENTENCE (4).
(6) CAULKING MATERIAL TO REDUCE AIR INFILTRATION SHALL CONFORM TO THE REQUIREMENTS IN SUBSECTION 9.27.4.
(7) EXTERIOR WALLS, ROOFS, FLOORS AND ROOF OR ATTIC SPACE SHALL BE DESIGNED TO LIMIT AIR LEAKAGE TO OTHER LOCATIONS WHERE THERE IS A POSSIBILITY OF AIR LEAKAGE INTO HEATED SPACES IN A BUILDING THROUGH THE EXTERIOR WALLS, SUCH AS AT UTILITY SERVICES, FIREPLACES, DUCTS, PLUMBING STACKS, CHIMNEYS, FLUES AND VENTS.
(8) AIR LEAKAGE BETWEEN HEATED SPACE AND ADJACENT ROOF OR ATTIC SPACE CAUSED BY THE PENETRATION OF SERVICES SHALL BE RESTRICTED IN CONFORMANCE WITH THE REQUIREMENTS OF SUBSECTION 9.25.3.

Typical Window Schedule Notes **3** A4-17
NTS

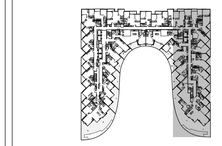

Window Schedule Key Plan - Level 7 **2** A4-17
NTS

WINDOW SCHEDULE LEGEND

13148 - AQUAVISTA
UPDATED: AUGUST 24, 2015

3 PREFINISHED ALUMINUM WINDOW WALL: VISION PANEL
ALUM. COLOUR: EXTERIOR - PPG UC752-14F DURANAR GREY VELVET
INTERIOR - PPG UC752-14F DURANAR GREY VELVET
GLASS TYPE: CLEAR INNER & OUTER LITE, GUARDIAN SUNGUARD - SUPERNEUTRAL SN54 ON SURFACE 2

3A PREFINISHED ALUMINUM WINDOW WALL: VISION PANEL FRIT PATTERN
ALUM. COLOUR: EXTERIOR - PPG UC752-14F DURANAR GREY VELVET
INTERIOR - PPG DURACRON K1286 WHITE
GLASS TYPE: CLEAR INNER & OUTER LITE, GUARDIAN SUNGUARD - SUPERNEUTRAL SN54 ON SURFACE 2
WHITE FRIT BMM DIAMETER DOTS IN 152M SQUARE PATTERN ON SURFACE 3

3B PREFINISHED ALUMINUM WINDOW WALL: OPERABLE AWNING
ALUM. COLOUR: EXTERIOR - PPG UC752-14F DURANAR GREY VELVET
INTERIOR - PPG DURACRON K1286 WHITE
GLASS TYPE: CLEAR INNER & OUTER LITE, GUARDIAN SUNGUARD - SUPERNEUTRAL SN54 ON SURFACE 2

3C PREFINISHED ALUMINUM WINDOW WALL: OPERABLE AWNING FRIT PATTERN
ALUM. COLOUR: EXTERIOR - PPG UC752-14F DURANAR GREY VELVET
INTERIOR - PPG DURACRON K1286 WHITE
GLASS TYPE: CLEAR INNER & OUTER LITE, GUARDIAN SUNGUARD - SUPERNEUTRAL SN54 ON SURFACE 2
WHITE FRIT BMM DIAMETER DOTS IN 152M SQUARE PATTERN ON SURFACE 3

3D PREFINISHED ALUMINUM WINDOW WALL: GLASS SPANDREL PANEL
ALUM. COLOUR: EXTERIOR - PPG UC752-14F DURANAR GREY VELVET
INTERIOR - PPG UC752-14F DURANAR GREY VELVET
GLASS TYPE: CLEAR FLOAT
COLOUR: SOLID FRIT VIRACON SUBDUED GRAY VISS ON SURFACE 2

3E PREFINISHED ALUMINUM WINDOW WALL: METAL SPANDREL PANEL
ALUM. COLOUR: EXTERIOR - PPG UC752-14F DURANAR GREY VELVET
INTERIOR - PPG DURACRON K1286 WHITE
METAL PANEL: PPG UC752-14F DURANAR GREY VELVET

3F PREFINISHED ALUMINUM WINDOW WALL: METAL LOUVER
ALUM. COLOUR: EXTERIOR - PPG UC752-14F DURANAR GREY VELVET
INTERIOR - PPG DURACRON K1286 WHITE
METAL LOUVER: PPG UC752-14F DURANAR GREY VELVET

3G PREFINISHED ALUMINUM WINDOW WALL: METAL SLAB COVER
ALUM. COLOUR: EXTERIOR - PPG UC752-14F DURANAR GREY VELVET
INTERIOR - PPG UC752-14F DURANAR GREY VELVET
SLAB COVER: PPG UC752-14F DURANAR ALSTEEL SILVER CITY

4 PREFINISHED STOREFRONT CURTAINWALL: VISION PANEL (GROUND FLOOR)
ALUM. COLOUR: EXTERIOR - PPG UC752-14F DURANAR GREY VELVET
INTERIOR - PPG UC752-14F DURANAR GREY VELVET
GLASS TYPE: CLEAR INNER & OUTER LITE

4A PREFINISHED STOREFRONT CURTAINWALL: VISION PANEL FRIT PATTERN (GROUND FLOOR)
ALUM. COLOUR: EXTERIOR - PPG UC752-14F DURANAR GREY VELVET
INTERIOR - PPG DURACRON K1286 WHITE
GLASS TYPE: CLEAR INNER & OUTER LITE, GUARDIAN SUNGUARD - SUPERNEUTRAL SN54 ON SURFACE 2
WHITE FRIT BMM DIAMETER DOTS IN 152M SQUARE PATTERN ON SURFACE 3

4B PREFINISHED STOREFRONT CURTAINWALL: SHADOW BOX (GROUND FLOOR)
ALUM. COLOUR: EXTERIOR - PPG UC752-14F DURANAR GREY VELVET
INTERIOR - PPG UC752-14F DURANAR GREY VELVET
GLASS TYPE: CLEAR INNER & OUTER LITE, SOLID FRIT VIRACON SUBDUED GRAY ON SURFACE 4

4C PREFINISHED STOREFRONT CURTAINWALL: GLASS SPANDREL PANEL (GROUND FLOOR)
ALUM. COLOUR: EXTERIOR - PPG UC752-14F DURANAR GREY VELVET
INTERIOR - PPG UC752-14F DURANAR GREY VELVET
GLASS TYPE: CLEAR FLOAT
COLOUR: SOLID FRIT WARM GREY ON SURFACE 4

4D PREFINISHED STOREFRONT CURTAINWALL: METAL LOUVER (GROUND FLOOR)
ALUM. COLOUR: EXTERIOR - PPG UC752-14F DURANAR GREY VELVET
INTERIOR - PPG UC752-14F DURANAR GREY VELVET
METAL LOUVER: PPG UC752-14F DURANAR GREY VELVET

4E PREFINISHED STOREFRONT CURTAINWALL: METAL SPANDREL PANEL (GROUND FLOOR)
ALUM. COLOUR: EXTERIOR - PPG UC752-14F DURANAR GREY VELVET
INTERIOR - PPG UC752-14F DURANAR GREY VELVET
METAL PANEL: PPG UC752-14F DURANAR GREY VELVET

LEGEND

BBQ	BBQ GAS CONNECTION - REFER TO MECHANICAL DRAWINGS
NFHB	NON-FREEZE HOSE BIBB - REFER TO MECHANICAL DRAWINGS
WDR	WEATHERPROOF DUPLEX RECEPTACLE - REFER TO ELECTRICAL DRAWINGS
LF	LIGHT FIXTURE - REFER TO ELECTRICAL DRAWINGS
TG	TEMPERED GLASS

Window Schedule Legend **1** A4-17
NTS

Contractor Must Check And Verify All Dimensions On The Job.

Do Not Scale The Drawings.

All Drawings, Specifications And Related Documents Are The Copyright Of The Architect And Must Be Returned Upon Request.

Reproduction Of Drawings, Specifications And Related Documents In Part Or Whole Is Forbidden Without The Architects Written Permission.

The Drawing Is Not To Be Used For Construction Until Signed By The Architect.

Date: **October 15, 2015**

ERIC W. KIRKOR ARCHITECT
LICENCE 4708
ONTARIO ASSOCIATION OF ARCHITECTS
SEAL MUST BE SIGNED TO BE VALID
Tender

KIRKOR ARCHITECTS + PLANNERS
20 Martin Ross Avenue, Toronto, Ontario, M3J 2K8
Tel (416) 665-9365, Fx (416) 665-1234, www.kirkorarchitects.com

No.:	Revision	Date
1	Tender	Oct. 15, 2015
No.:	Issued For	Date

AQUAVISTA
AT BAYSIDE TORONTO

Drawing Title
Window Schedule - Level 7 - North, East & Interior West Elevation

Project
Hines TRIDEL
AQUAVISTA
Block 3 - R3 & R4
263 Queens Quay East
Toronto, ON

Scale: As indicated
Drawn by: E.V. / M.M.
Checked by: C.A.
Project No.: 13148
Date: October 15, 2015
Drawing No.: A4-17