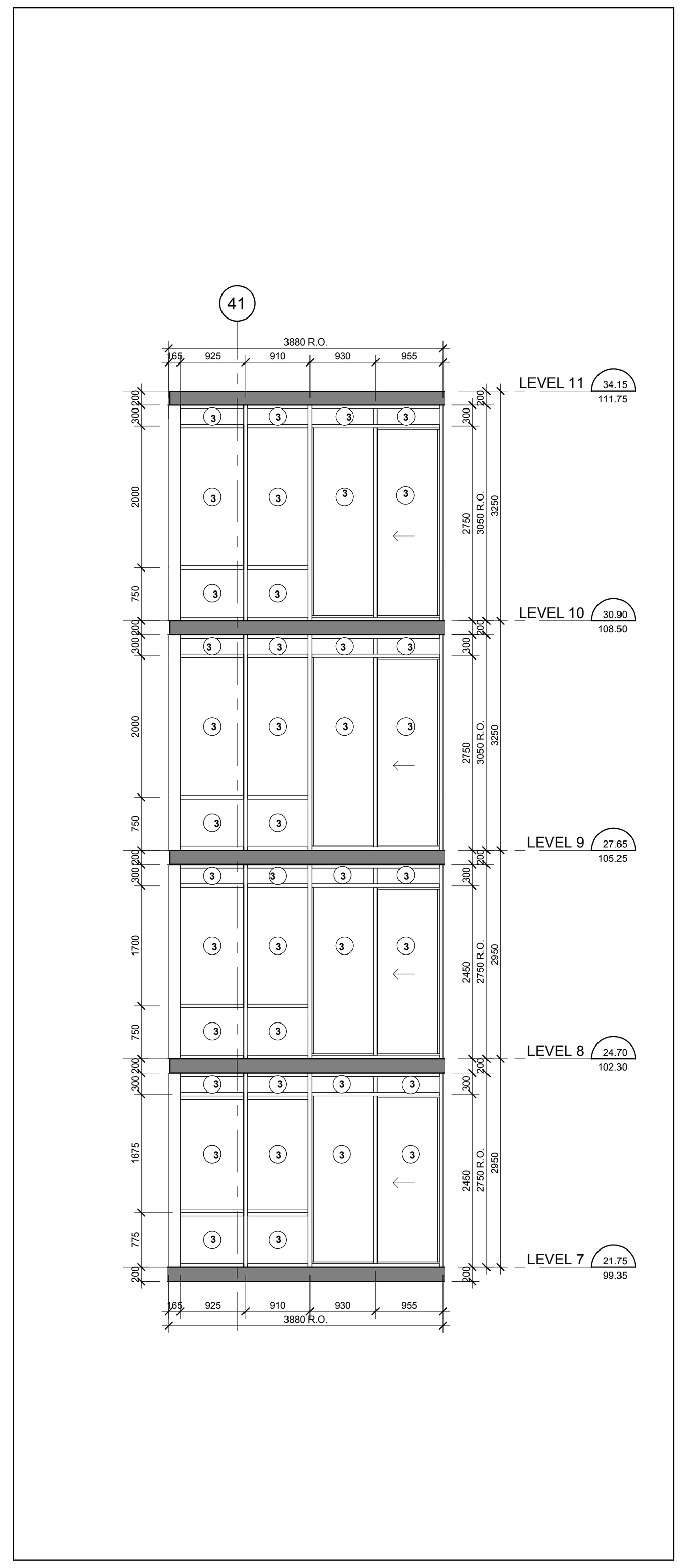


Interior East Elevation - Part 22 (21 / A4-19)
Scale: 1 : 50

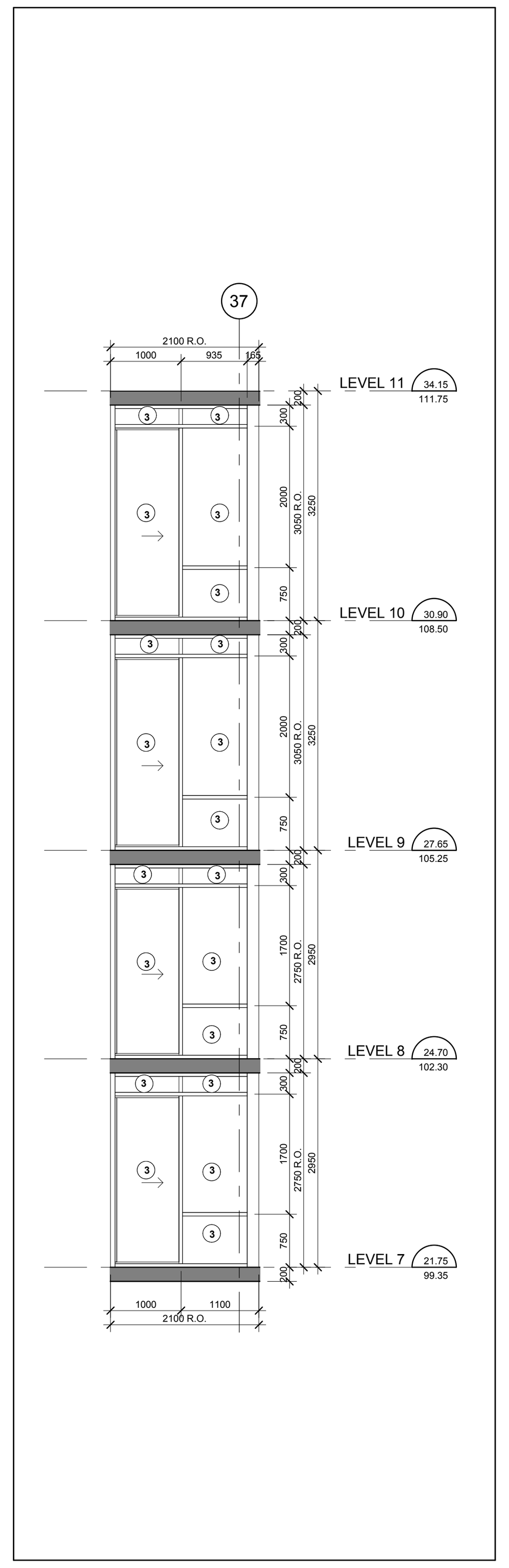


Interior East Elevation - Part 21 (20 / A4-19)
Scale: 1 : 50

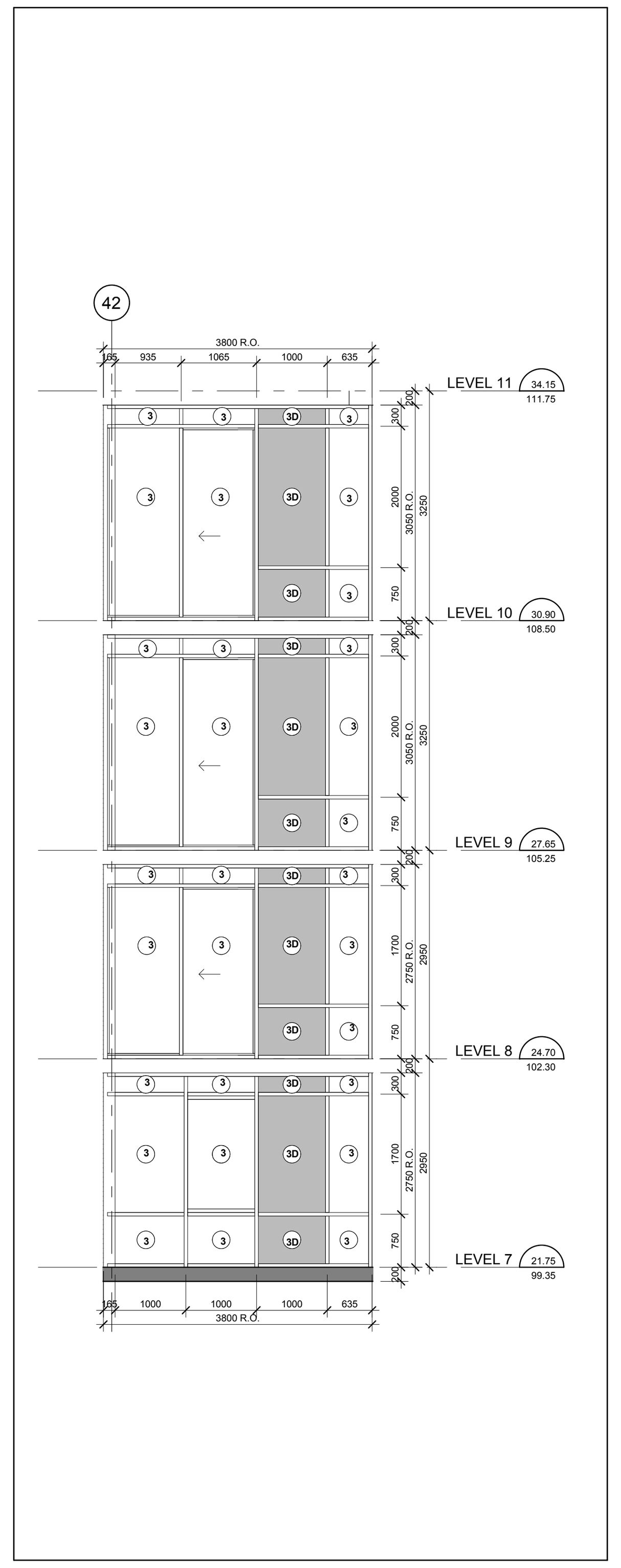


Interior East Elevation - Part 20 (19 / A4-19)
Scale: 1 : 50

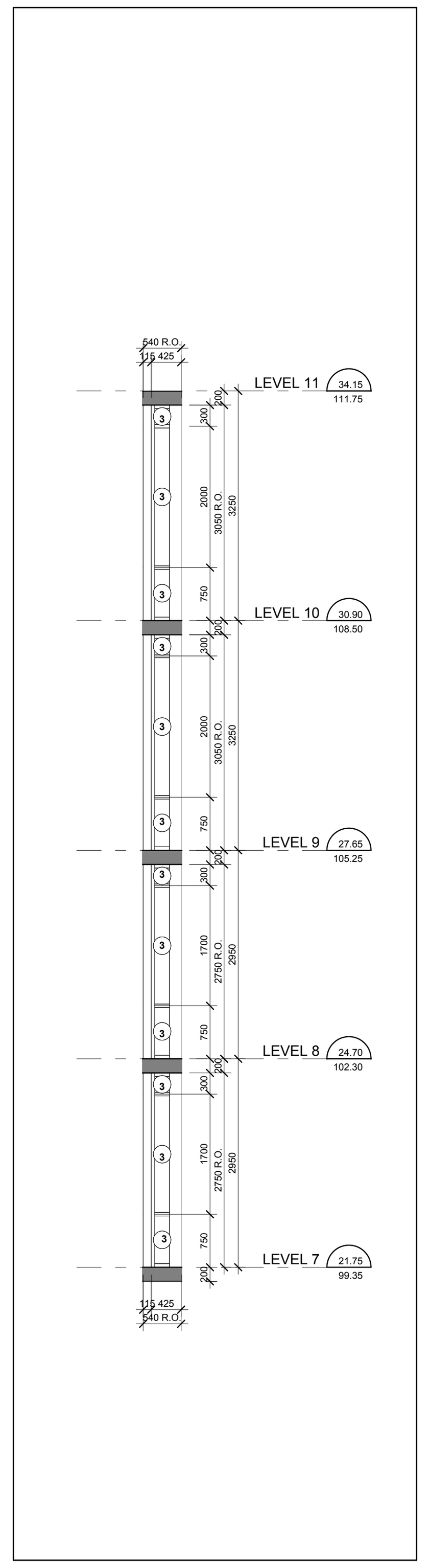


Interior East Elevation - Part 19 (18 / A4-19)
Scale: 1 : 50

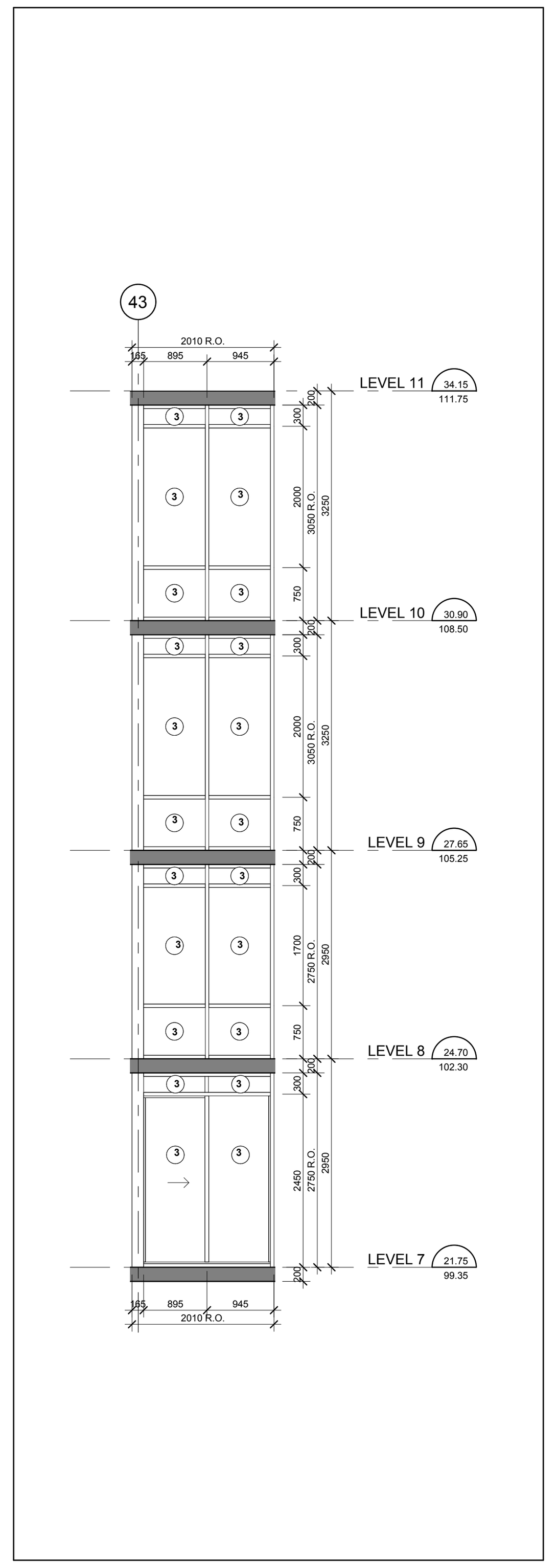


Interior East Elevation - Part 18 (17 / A4-19)
Scale: 1 : 50

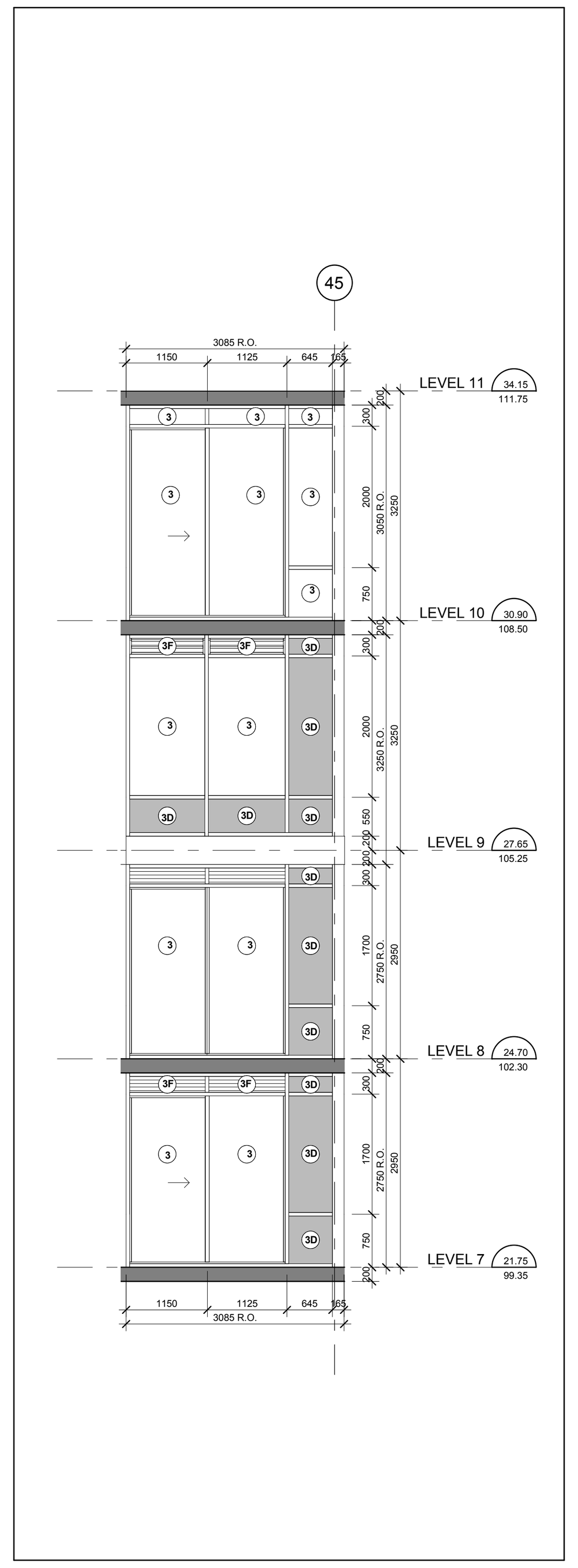


Interior East Elevation - Part 17 - Level 7-10 (16 / A4-19)
Scale: 1 : 50

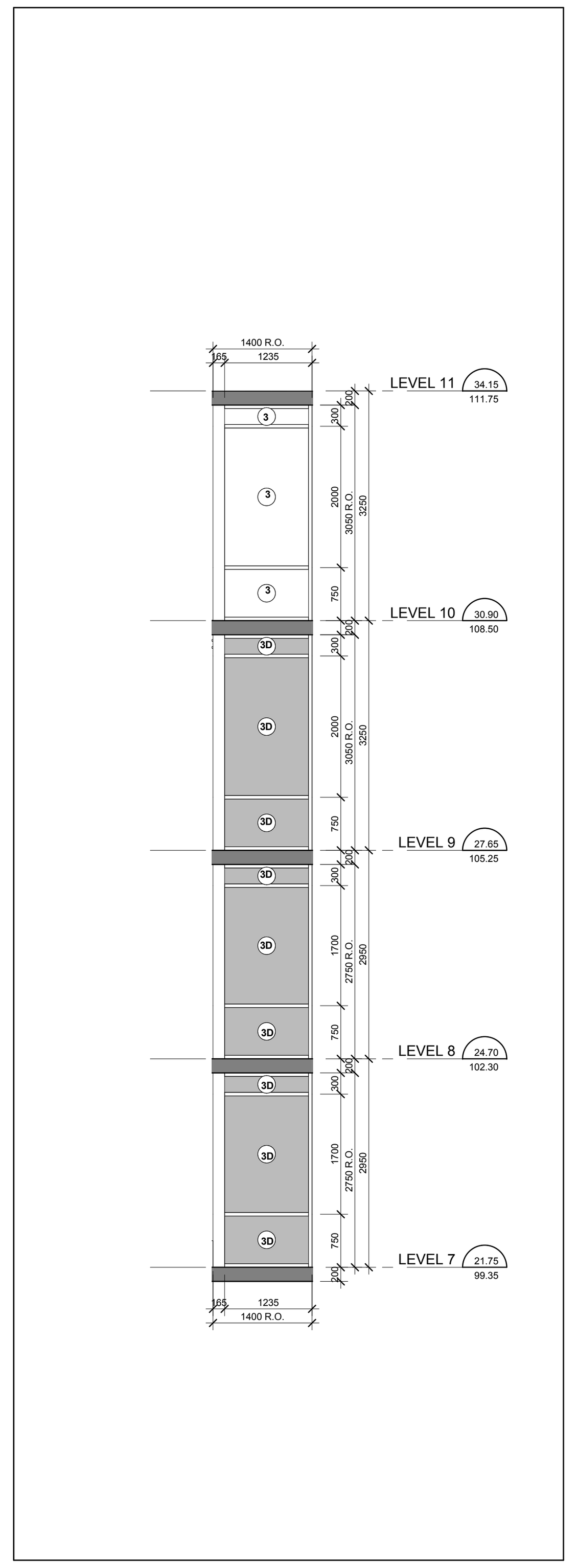


Interior East Elevation - Part 16 (15 / A4-19)
Scale: 1 : 50

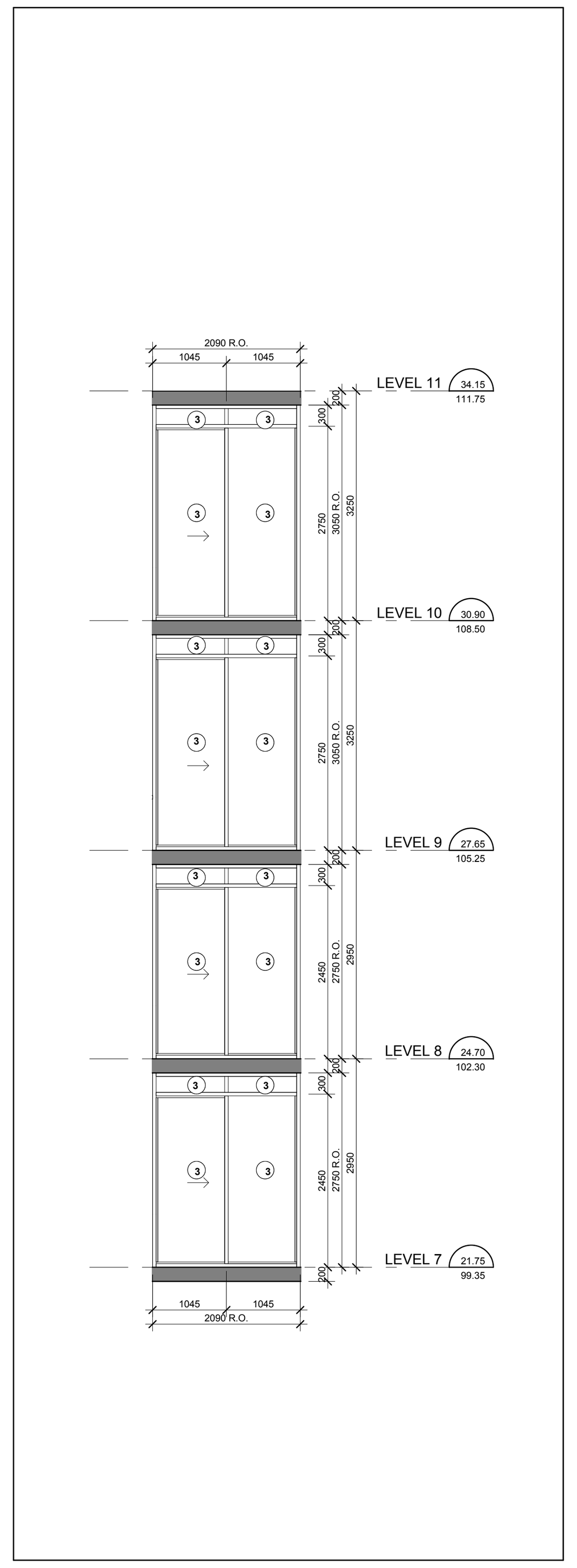


Interior East Elevation - Part 15 (14 / A4-19)
Scale: 1 : 50

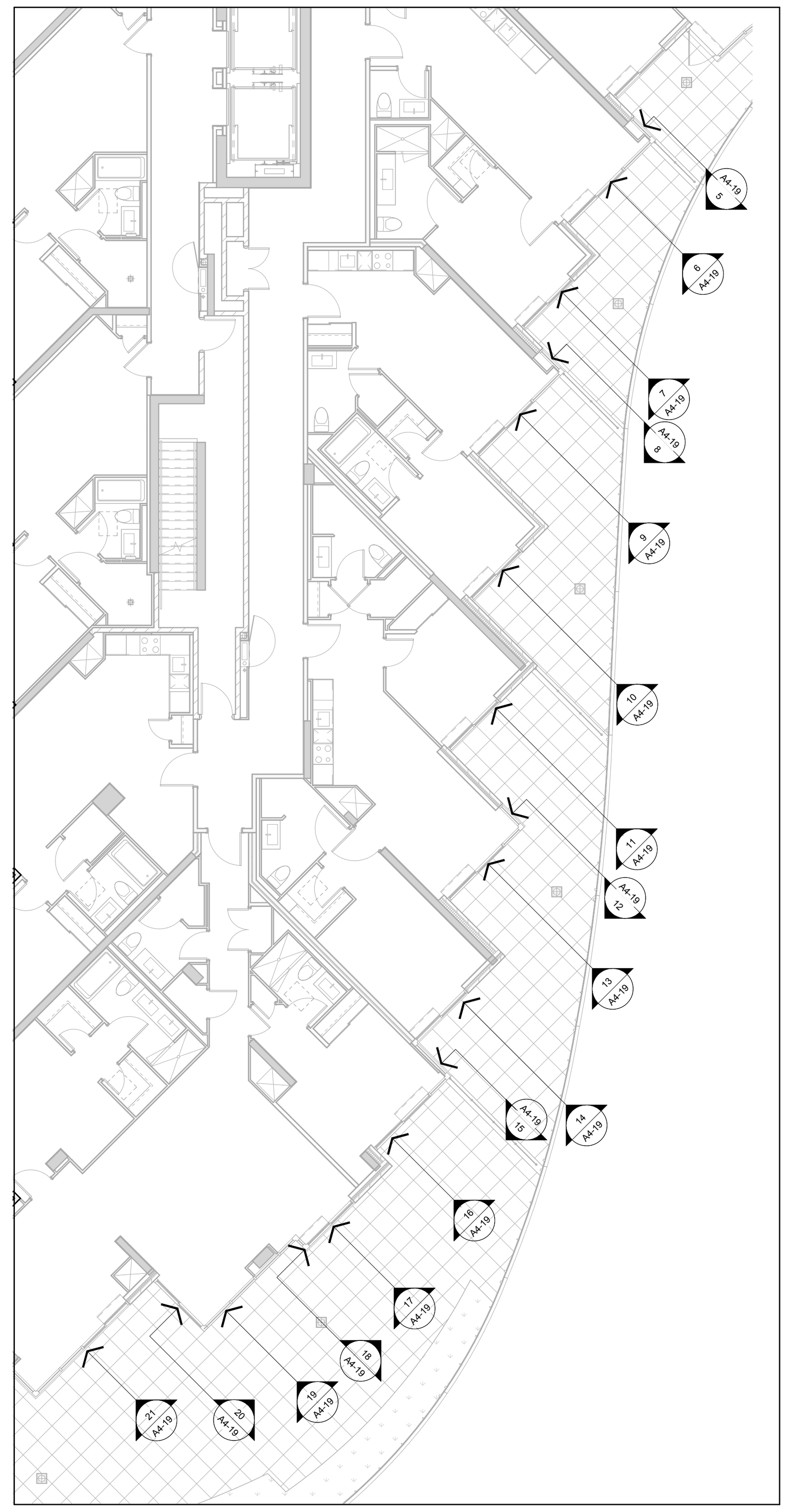

Window Schedule Partial Floor Plan - Level 7 (4 / A4-19)
Scale: 1 : 100

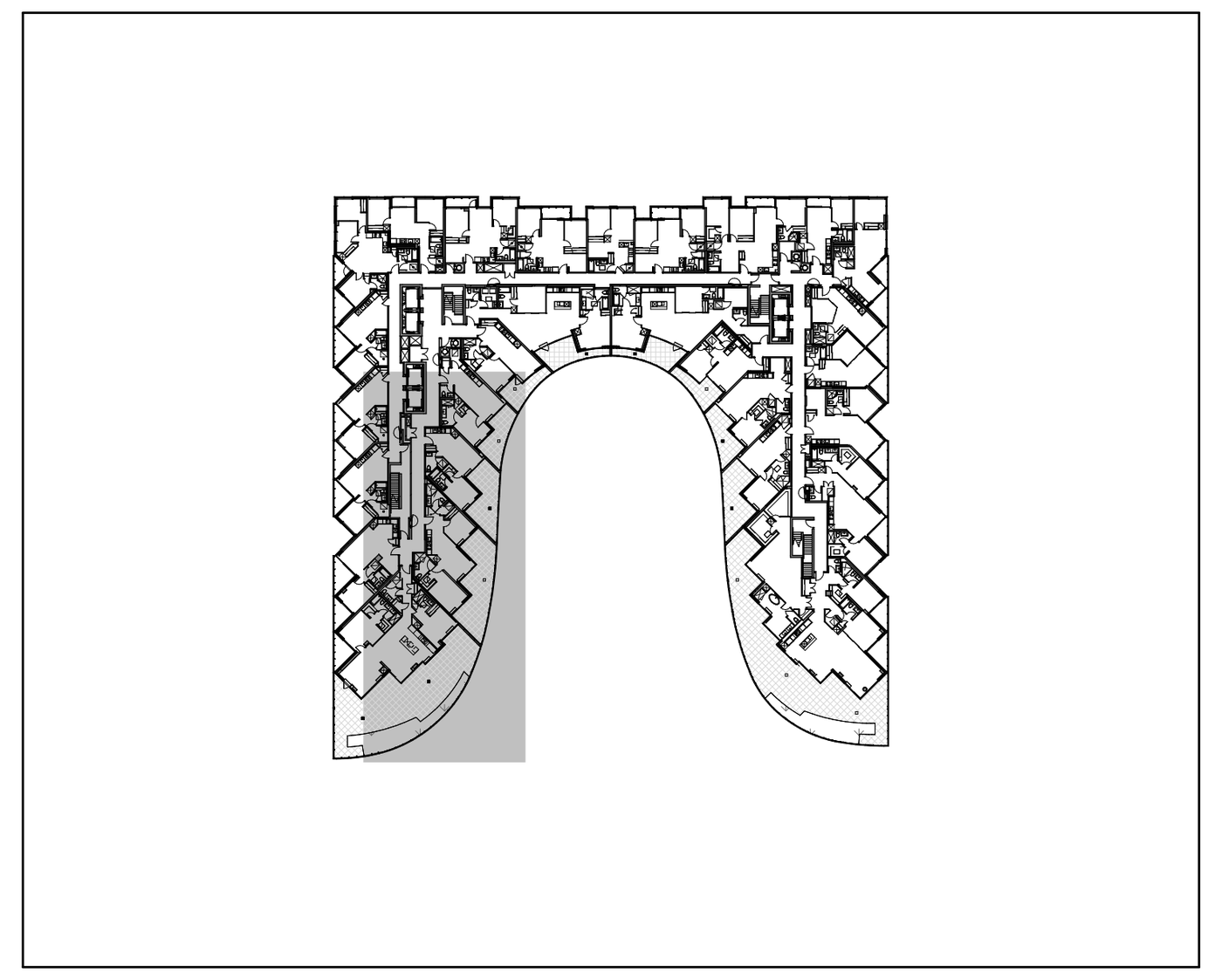

Window Schedule Key Plan - Level 2 (2 / A4-19)
NTS

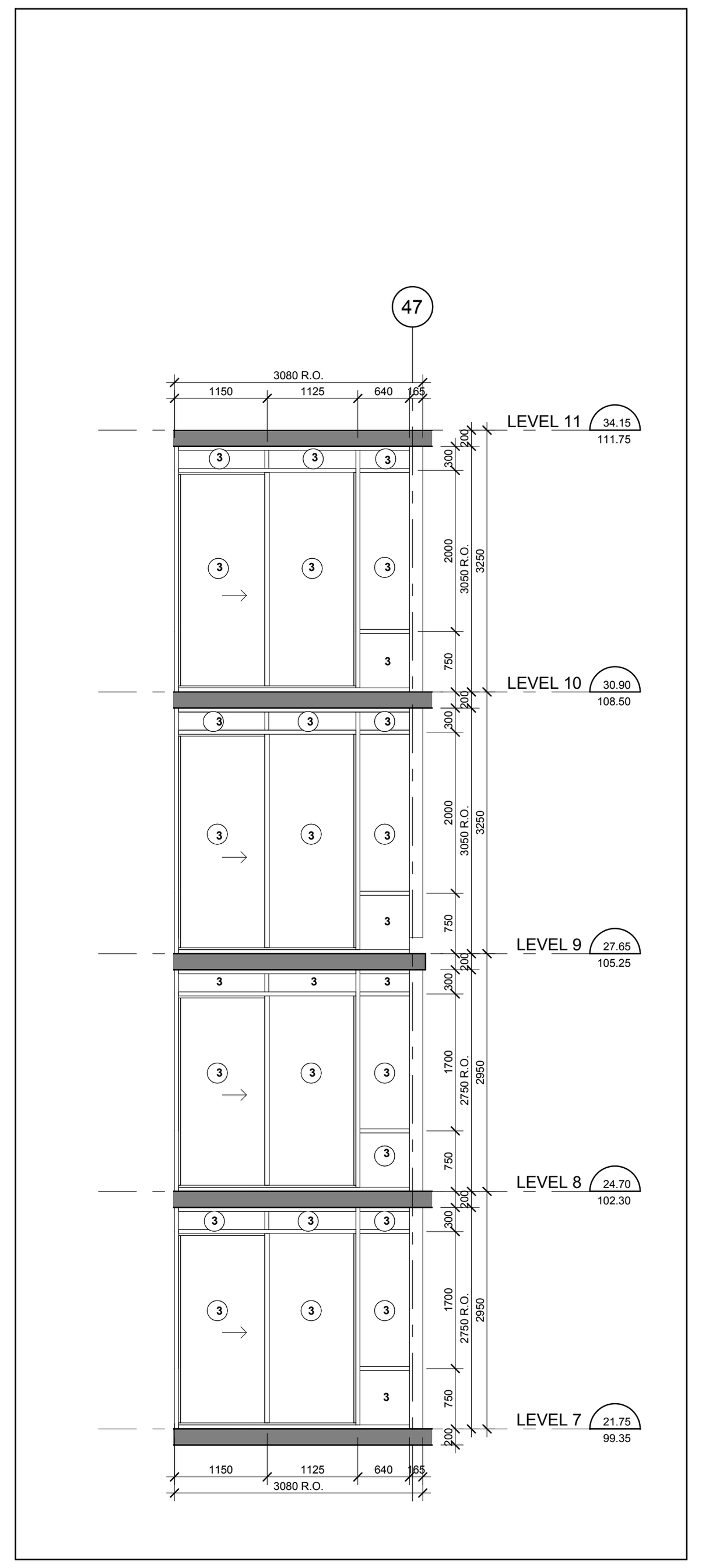


Interior East Elevation - Part 14 (13 / A4-19)
Scale: 1 : 50

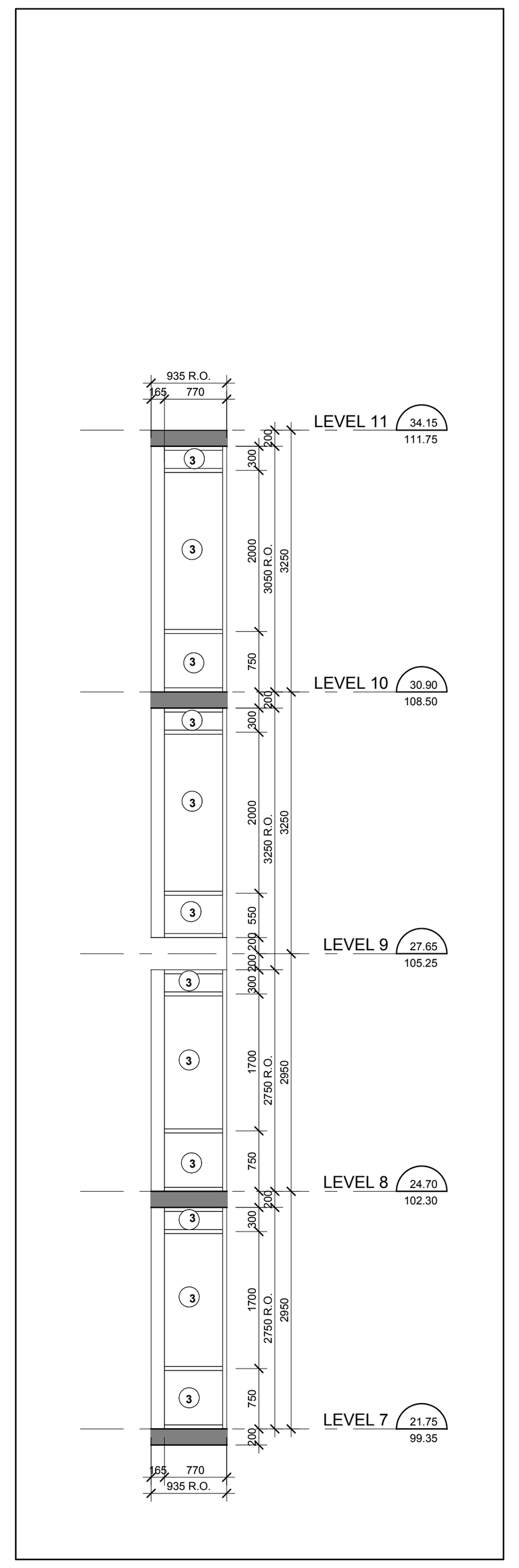


Interior East Elevation - Part 13 (12 / A4-19)
Scale: 1 : 50

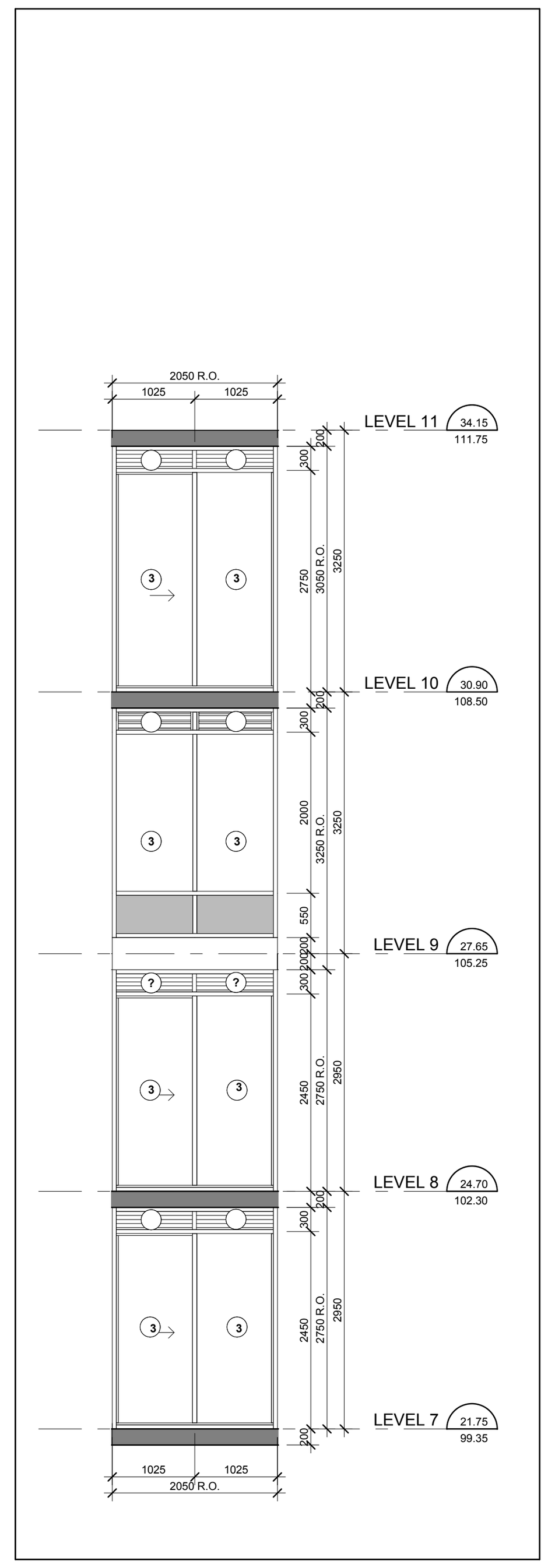


Interior East Elevation - Part 12 (11 / A4-19)
Scale: 1 : 50

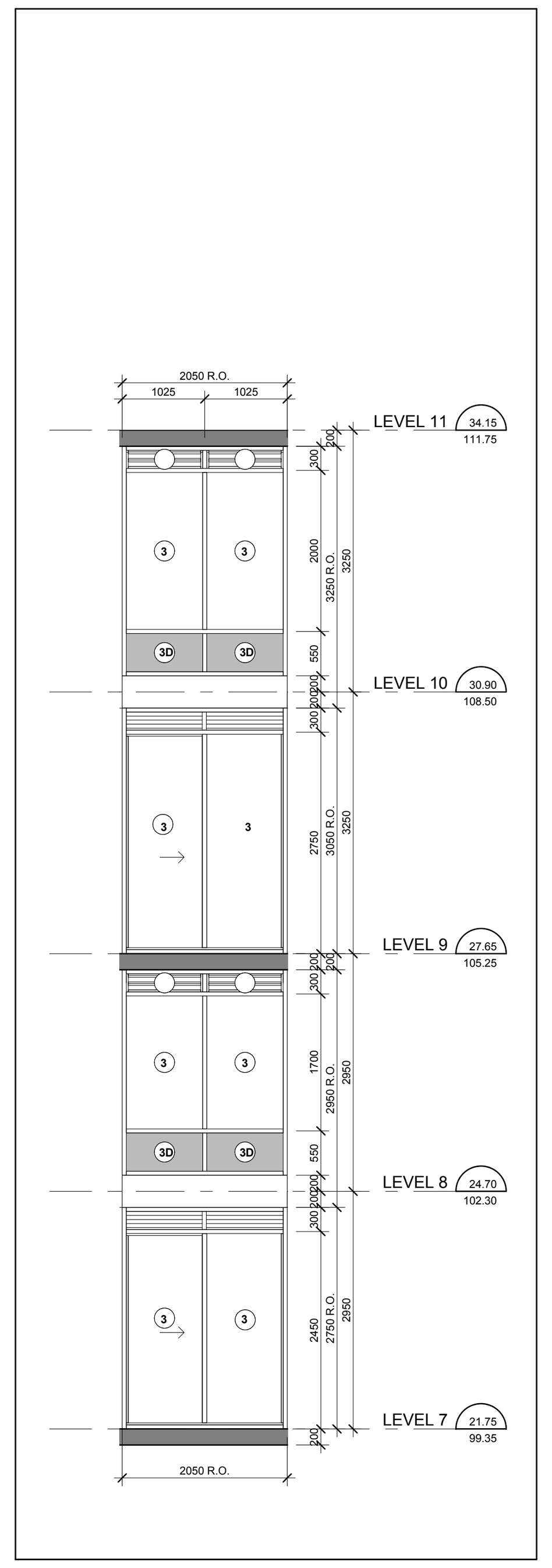


Interior East Elevation - Part 11 (10 / A4-19)
Scale: 1 : 50

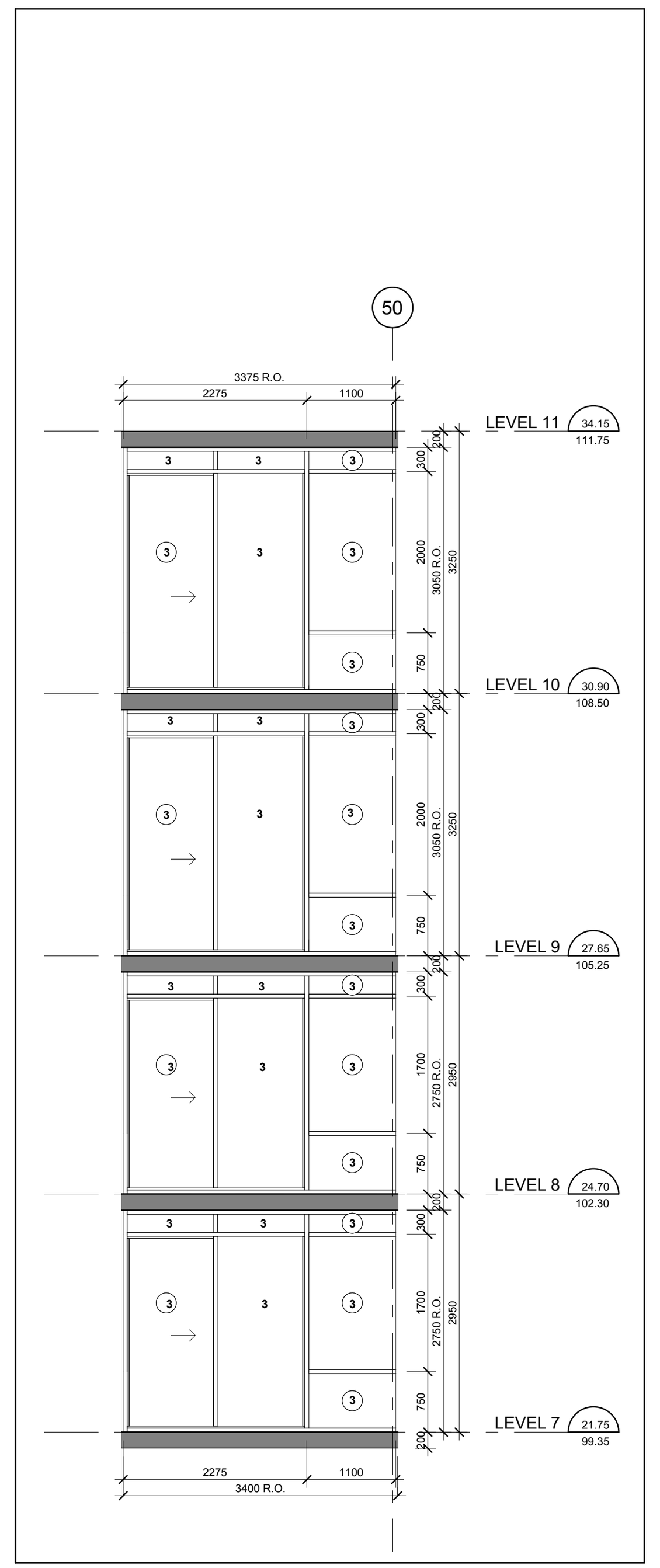


Interior East Elevation - Part 10 (9 / A4-19)
Scale: 1 : 50

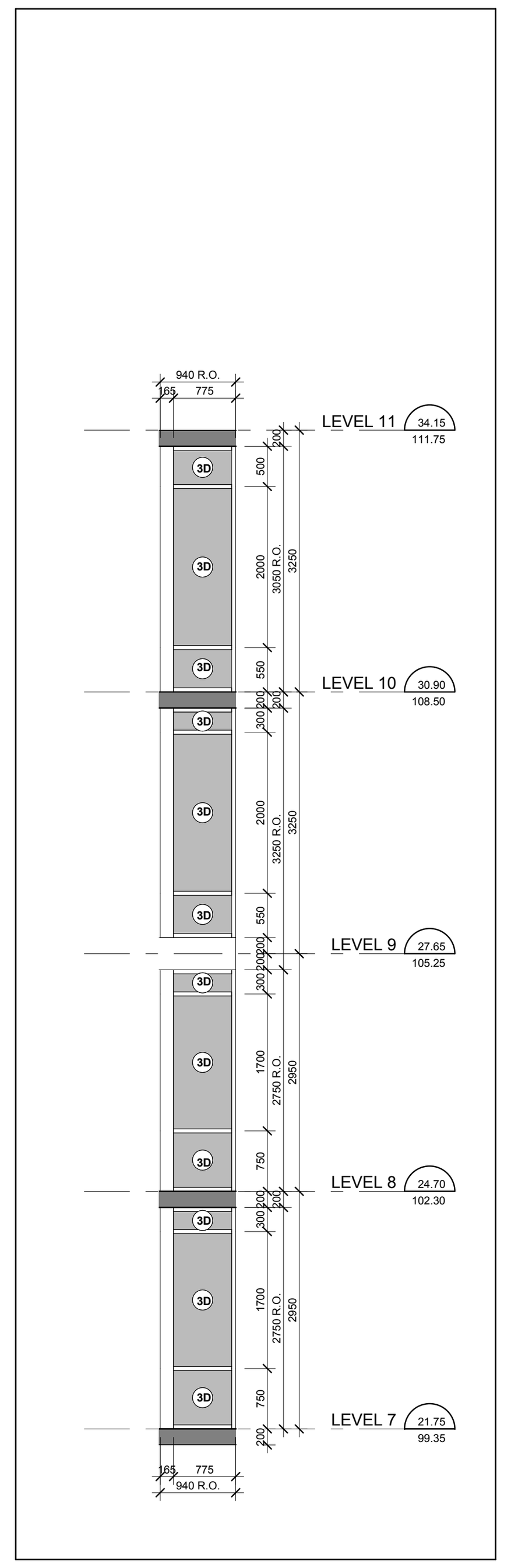


Interior East Elevation - Part 9 (8 / A4-19)
Scale: 1 : 50

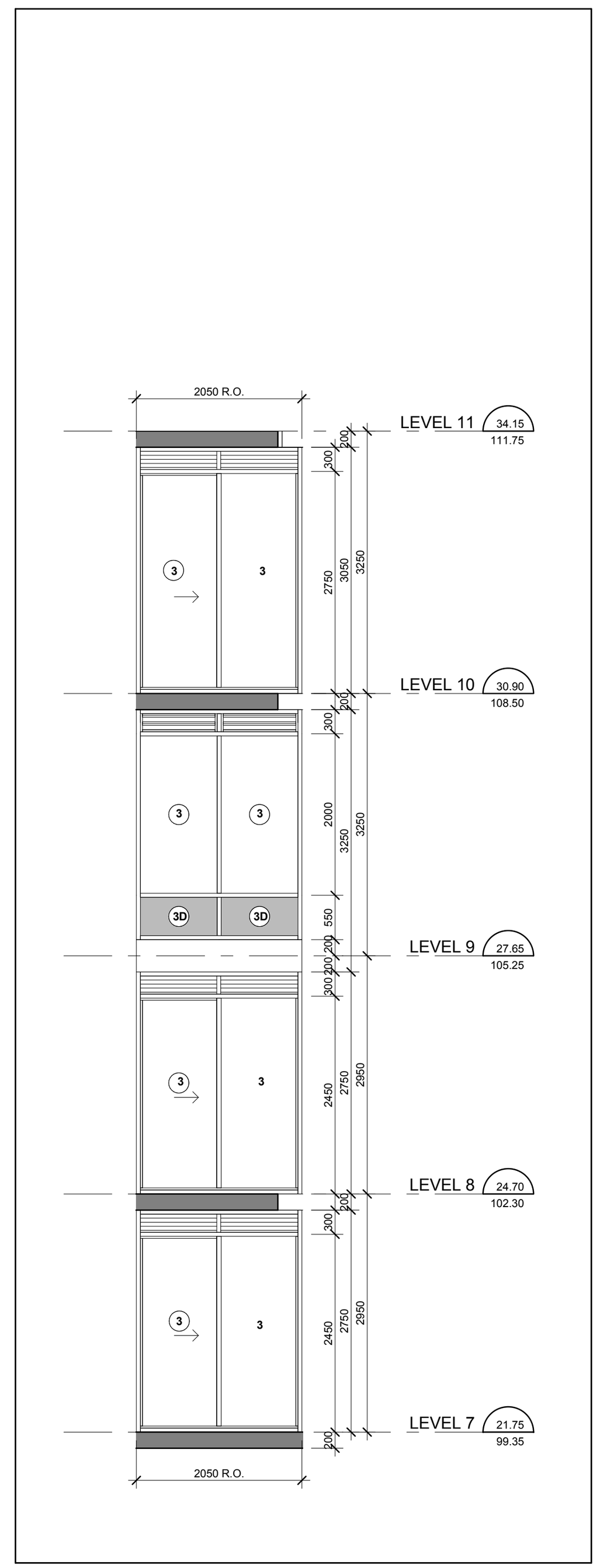


Interior East Elevation - Part 8 (7 / A4-19)
Scale: 1 : 50

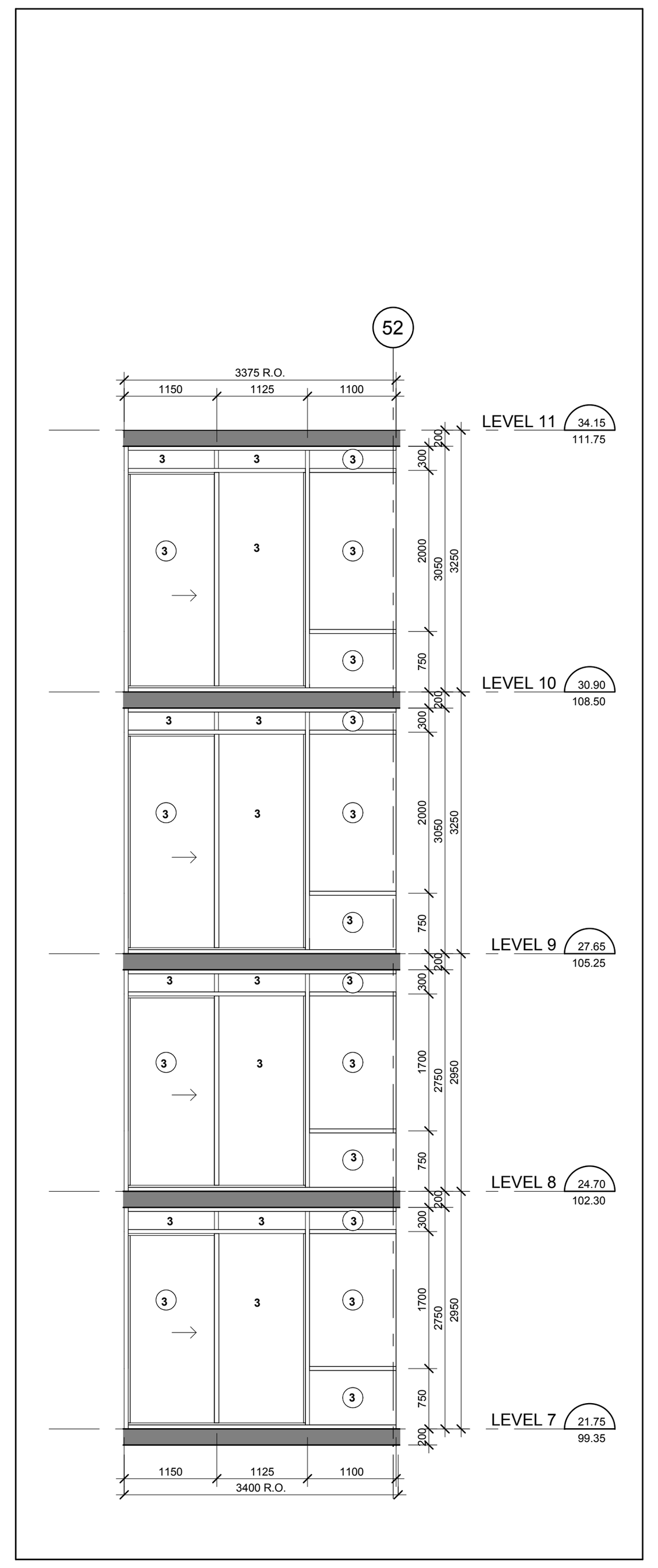


Interior East Elevation - Part 7 (6 / A4-19)
Scale: 1 : 50

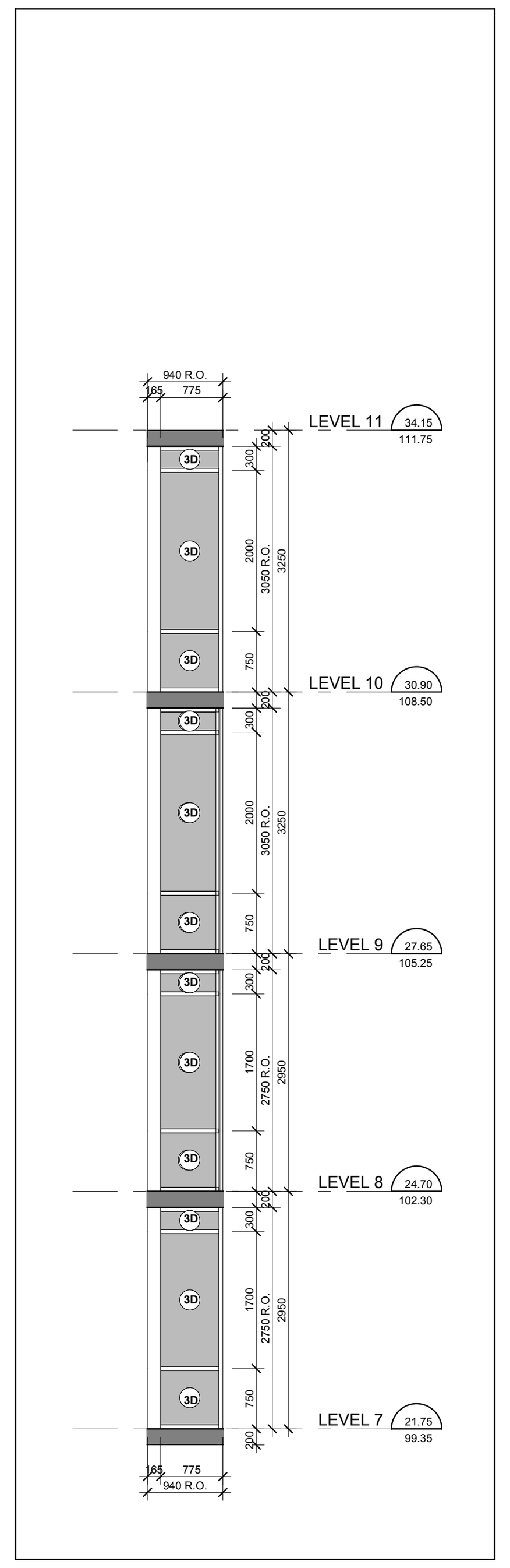


Interior East Elevation - Part 6 (5 / A4-19)
Scale: 1 : 50

## TYPICAL WINDOW SCHEDULE NOTES:

1. ADD 10MM CAULKING ALLOWANCE ON ONE OR BOTH SIDES OF WINDOW OPENING.
2. ALL DOOR AND WINDOW SWINGS AS PER PLANS AND ELEVATIONS.
3. CO-ORDINATE LOUVER LOCATIONS WITH MECHANICAL DRAWINGS.
4. CO-ORDINATE STC GLAZING REQUIREMENTS WITH ACOUSTICAL REPORT.
5. CO-ORDINATE BALCONY/TERRACE ELECTRICAL OUTLETS WITH ELECTRICAL DRAWINGS.

**OBC REQUIREMENTS:**

9.7.2. WINDOW STANDARDS
9.7.2.1. WINDOW STANDARD
**(1)** WINDOWS SHALL CONFORM TO,
(A) CAN/CSA-A440, "WINDOWS", AND
(B) THE CAN/CSA-A440.1, "USER SELECTION GUIDE TO CSA STANDARD CAN/CSA-A440-00 WINDOWS".
9.7.3. GLASS
9.7.3.1. GLASS STANDARDS
(1) GLASS SHALL CONFORM TO,
(A) CAN/CGSB-12.1-M, "TEMPERED OR LAMINATED SAFETY GLASS",
(B) CAN/CGSB-12.2-M, "FLAT, CLEAR SHEET GLASS",
(C) CAN/CGSB-12.3-M, "FLAT, CLEAR FLOAT GLASS",
(D) CAN/CGSB-12.4-M, "HEAT-ABSORBING GLASS",
(E) CAN/CGSB-12.8, "INSULATING GLASS UNITS",
(F) CAN/CGSB-12.10-M, "GLASS, LIGHT AND HEAT/REFLECTING",
(G) CAN/CGSB-12.11-M, "WIRED SAFETY GLASS", OR
(H) ASTM E2190, "INSULATING GLASS UNIT PERFORMANCE AND EVALUATION".
9.7.3.2. STRUCTURAL DESIGN OF GLASS
**(1)** GLASS IN WINDOWS, SLOPED GLAZING AND SKYLIGHTS SHALL BE DESIGNED IN CONFORMANCE WITH CAN/CGSB-12.20-M, "STRUCTURAL DESIGN OF GLASS FOR BUILDINGS".
9.7.4. CAULKING AND GLAZING
9.7.4.1. SEALING COMPOUND
**(1)** THE SEALING COMPOUND USED TO SEAL THE GLASS COMPONENT OF A FACTORY-SEALED DOUBLE-GLAZED UNIT TO THE SASH COMPONENT SHALL BE COMPATIBLE WITH THE MATERIAL USED TO EDGE SEAL THE GLASS COMPONENT.

9.7.5.4. WINDOWS ABOVE THE SECOND STOREY
**(1)** WINDOWS IN PUBLIC AREAS THAT EXTEND TO LESS THAN 1 000 MM FROM THE FLOOR AND ARE LOCATED ABOVE THE SECOND STOREY IN BUILDINGS OF RESIDENTIAL OCCUPANCY SHALL BE,
(A) PROTECTED BY GUARDS IN ACCORDANCE WITH SUBSECTION 9.8.8., OR
(B) NON-OPENABLE AND DESIGNED TO WITHSTAND THE LATERAL DESIGN LOADS FOR GUARDS AS PROVIDED IN ARTICLES 4.1.5.15. OR 9.8.8.2.
9.7.6. RESISTANCE TO FORCED ENTRY
9.7.6.1. FORCED ENTRY THROUGH WINDOWS
**(1)** IN DWELLING UNITS, WINDOWS, ANY PART OF WHICH IS LOCATED WITHIN 2 000 MM OF ADJACENT GROUND LEVEL, SHALL CONFORM TO THE REQUIREMENTS FOR RESISTANCE TO FORCED ENTRY AS DESCRIBED IN CLAUSE 10.13 OF CAN/CSA-A440-M, "WINDOWS".

9.8.8.1. REQUIRED GUARDS
**(1)** EXCEPT AS PROVIDED IN SENTENCES (2) AND (3), EVERY SURFACE TO WHICH ACCESS IS PROVIDED FOR OTHER THAN MAINTENANCE PURPOSES, INCLUDING BUT NOT LIMITED TO FLIGHTS OF STEPS AND RAMPS, EXTERIOR LANDINGS, PORCHES, BALCONIES, GALLERIES AND RAISED, SHALL BE PROTECTED BY A GUARD ON EACH SIDE THAT IS NOT PROTECTED BY A WALL FOR THE LENGTH WHERE,
(A) THERE IS A DIFFERENCE IN ELEVATION OF MORE THAN 600 MM BETWEEN THE WALKING SURFACE AND THE ADJACENT SURFACE, OR
(B) THE ADJACENT SURFACE WITHIN 1.2 M FROM THE WALKING SURFACE HAS A SLOPE OF MORE THAN 1 IN 2.
**(2)** GUARDS ARE NOT REQUIRED,
(A) AT LOADING DOCKS,
(B) AT FLOOR PITS IN REPAIR GARAGES, OR
(C) WHERE ACCESS IS PROVIDED FOR MAINTENANCE PURPOSES ONLY.
**(3)** WHEN AN INTERIOR STAIR HAS MORE THAN 2 RISERS OR AN INTERIOR RAMP RISES MORE THAN 400 MM, THE SIDES OF THE STAIR OR RAMP AND THE LANDING OR FLOOR LEVEL AROUND THE STAIRWELL OR RAMP SHALL BE PROTECTED BY A GUARD ON EACH SIDE THAT IS NOT PROTECTED BY A WALL.

9.8.8.3. HEIGHT OF GUARDS
**(1)** EXCEPT AS PROVIDED IN SENTENCES (2) TO (4), ALL GUARDS SHALL BE NOT LESS THAN 1 070 MM HIGH.
**(2)** ALL GUARDS WITHIN DWELLING UNITS SHALL BE NOT LESS THAN 900 MM HIGH.
**(3)** EXTERIOR GUARDS SERVING NOT MORE THAN ONE DWELLING UNIT SHALL BE NOT LESS THAN 900 MM HIGH WHERE THE WALKING SURFACE SERVED BY THE GUARD IS NOT MORE THAN 1 800 MM ABOVE THE FINISHED GROUND LEVEL.
**(4)** *GUARDS* FOR FLIGHTS OF STEPS, EXCEPT IN REQUIRED EXIT STAIRS, SHALL BE NOT LESS THAN 900 MM HIGH.
**(5)** THE HEIGHT OF GUARDS FOR FLIGHTS OF STEPS SHALL BE MEASURED VERTICALLY FROM A LINE DRAWN THROUGH THE LEADING EDGE OF THE TREADS SERVED BY THE GUARD.

9.8.8.7. GLASS IN GUARDS
**(1)** GLASS IN GUARDS SHALL BE,
(A) SAFETY GLASS OF THE LAMINATED OR TEMPERED TYPE CONFORMING TO CAN/CGSB-12.1-M, "TEMPERED OR LAMINATED SAFETY GLASS",
OR
(B) WIRED GLASS CONFORMING TO CAN/CGSB-12.11-M, "WIRED SAFETY GLASS".

12.3.3.11. WINDOWS AND GLAZING
**(1)** EXCEPT AS PROVIDED IN SENTENCES (2) AND (3), WINDOWS AND ALL GLAZING THAT SEPARATES HEATED SPACE FROM UNHEATED SPACE OR THE EXTERIOR SHALL CONFORM TO ARTICLES 12.3.2.6. AND 12.3.2.8.
**(2)** EXCEPT AS PROVIDED IN SENTENCES (3) AND (4), THE TOTAL AREA OF GLAZING, INCLUDING GLAZING FOR DOORS AND SKYLIGHTS, THAT SEPARATES HEATED SPACE FROM UNHEATED SPACE OR THE EXTERIOR SHALL NOT EXCEED 20 PER CENT OF THE FLOOR AREA OF THE STOREY SERVED BY THE GLAZED AREAS AND SHALL NOT EXCEED 40 PER CENT OF THE TOTAL AREA OF THE WALLS OF THAT STOREY THAT SEPARATES HEATED SPACE FROM UNHEATED SPACE OR THE EXTERIOR. (IN THE CASE OF A SLOPING WALL, THE AREA OF THE OPAQUE PORTION OF THE WALL IS CALCULATED AS ITS PROJECTED AREA ON A VERTICAL PLANE.)
**(3)** WHERE THE THERMAL RESISTANCE OF GLAZING IS DIFFERENT FROM THAT REQUIRED IN SENTENCE (1) AND ARTICLE 12.3.3.10., THE AREA OF SUCH GLAZING FOR THE PURPOSE OF APPLYING SENTENCE (2) MAY BE ASSUMED AS BEING EQUAL TO THE ACTUAL AREA MULTIPLIED BY THE RATIO OF THE REQUIRED THERMAL RESISTANCE DIVIDED BY THE ACTUAL THERMAL RESISTANCE OF THE GLAZING.
**(4)** EXCEPT AS PROVIDED IN SENTENCE (5), THE AREA OF GLAZING THAT CONTAINS CLEAR GLASS OR THAT HAS A SHADING COEFFICIENT OF MORE THAN 0.70 THAT IS UNSHADED IN THE WINTER AND FACES A DIRECTION WITHIN 45° OF DUE SOUTH MAY BE ASSUMED TO BE 50 PERCENT OF ITS UNSHADED AREA IN CALCULATING THE MAXIMUM AREA OF GLAZING IN SENTENCES (2) AND (3) PROVIDED THE BUILDING IS DESIGNED WITH A SYSTEM THAT IS CAPABLE OF DISTRIBUTING THE SOLAR HEAT GAIN FROM SUCH GLAZED AREAS THROUGHOUT THE BUILDING. FOR THE PURPOSE OF DETERMINING WHETHER OR NOT THE GLAZING IS SHADED IN THE WINTER, THE SHADING SHALL BE CALCULATED USING THE NOON SUN ANGLES OF DECEMBER 21.
**(5)** SENTENCE (4) SHALL NOT APPLY WHERE THE BUILDING IS DESIGNED TO BE COOLED UNLESS THE GLAZING DESCRIBED IN SENTENCE (4) IS SHADED IN THE SUMMER WITH EXTERIOR DEVICES. FOR THE PURPOSE OF DETERMINING WHETHER OR NOT THE GLAZING IS SHADED IN THE SUMMER, THE SHADING SHALL BE CALCULATED USING THE NOON SUN ANGLES OF JUNE 21.

12.3.3.13. AIR INFILTRATION
**(1)** WINDOWS THAT SEPARATE HEATED SPACE FROM UNHEATED SPACE OR THE EXTERIOR SHALL BE DESIGNED TO LIMIT THE RATE OF AIR INFILTRATION TO NOT MORE THAN 0.775 L/S FOR EACH METRE OF SASH CRACK WHEN TESTED AT PRESSURE DIFFERENTIAL OF 75 PA IN CONFORMANCE WITH ASTM E283, "DETERMINING THE RATE OF AIR LEAKAGE THROUGH EXTERIOR WINDOWS, CURTAIN WALLS, AND DOORS UNDER SPECIFIED PRESSURE DIFFERENCES ACROSS THE SPECIMEN".
**(2)** MANUALLY OPERATED EXTERIOR SLIDING GLASS DOOR ASSEMBLIES THAT SEPARATE HEATED SPACE FROM UNHEATED SPACE OR THE EXTERIOR SHALL BE DESIGNED TO LIMIT AIR INFILTRATION TO NOT MORE THAN 2.5 L/S FOR EACH SQUARE METRE OF DOOR AREA WHEN TESTED IN CONFORMANCE WITH SENTENCE (1).
**(3)** EXCEPT WHERE THE DOOR IS WEATHER-STRIPPED ON ALL EDGES AND PROTECTED WITH A STORM DOOR OR BY AN ENCLOSED UNHEATED SPACE, EXTERIOR SWING TYPE DOOR ASSEMBLIES FOR DWELLING UNITS, INDIVIDUALLY RENTED HOTEL ROOMS AND SUITES SHALL BE DESIGNED TO LIMIT THE RATE OF AIR INFILTRATION TO NOT MORE THAN 6.35 L/S FOR EACH SQUARE METRE OF DOOR AREA WHEN TESTED IN CONFORMANCE WITH SENTENCE (1).
**(4)** DOOR ASSEMBLIES OTHER THAN THOSE DESCRIBED IN SENTENCES (2) AND (3), THAT SEPARATE HEATED SPACE FROM UNHEATED SPACE OR THE EXTERIOR SHALL BE DESIGNED TO LIMIT THE RATE OF AIR INFILTRATION TO NOT MORE THAN 17.0 L/S FOR EACH METRE OF DOOR CRACK WHEN TESTED IN CONFORMANCE WITH SENTENCE (1).
**(5)** CAULKING MATERIAL TO REDUCE AIR INFILTRATION SHALL CONFORM TO THE REQUIREMENTS IN SUBSECTION 9.27.4.
**(6)** THE JUNCTION BETWEEN THE SILL PLATE AND THE FOUNDATION, JOINTS BETWEEN EXTERIOR WALL PANELS AND ANY OTHER LOCATION WHERE THERE IS A POSSIBILITY OF AIR LEAKAGE INTO HEATED SPACES IN A BUILDING THROUGH THE EXTERIOR WALLS, SUCH AS AT UTILITY SERVICE ENTRANCES, SHALL BE CAULKED, GASKETED OR SEALED TO RESTRICT SUCH AIR LEAKAGE.
**(7)** AIR LEAKAGE BETWEEN HEATED SPACE AND ADJACENT ROOF OR ATTIC SPACE CAUSED BY THE PENETRATION OF SERVICES SHALL BE RESTRICTED IN CONFORMANCE WITH THE REQUIREMENTS OF SUBSECTION 9.25.3.

Typical Window Schedule Notes (3 / A4-19)
NTS

## WINDOW SCHEDULE LEGEND

**13148 - AQUAVISTA**
**UPDATED: AUGUST 24, 2015**

**3 — PREFINISHED ALUMINUM WINDOW WALL: VISION PANEL**
ALUM. COLOUR: EXTERIOR - PPG UC70214F DURANAR GREY VELVET
INTERIOR - PPG DURACRON K1285 WHITE
GLASS TYPE: CLEAR INNER & OUTER LITE, GUARDIAN SUNGUARD - SUPERNEUTRAL SN54 ON SURFACE 2

**3A — PREFINISHED ALUMINUM WINDOW WALL: VISION PANEL FRIT PATTERN**
ALUM. COLOUR: EXTERIOR - PPG UC70214F DURANAR GREY VELVET
INTERIOR - PPG DURACRON K1285 WHITE
GLASS TYPE: CLEAR INNER & OUTER LITE, GUARDIAN SUNGUARD - SUPERNEUTRAL SN54 ON SURFACE 2
WHITE FRIT 5MM DIAMETER DOTS IN 10CM SQUARE PATTERN ON SURFACE 3

**3B — PREFINISHED ALUMINUM WINDOW WALL: OPERABLE AWNING**
ALUM. COLOUR: EXTERIOR - PPG UC70214F DURANAR GREY VELVET
INTERIOR - PPG DURACRON K1285 WHITE
GLASS TYPE: CLEAR INNER & OUTER LITE, GUARDIAN SUNGUARD - SUPERNEUTRAL SN54 ON SURFACE 2

**3C — PREFINISHED ALUMINUM WINDOW WALL: OPERABLE AWNING FRIT PATTERN**
ALUM. COLOUR: EXTERIOR - PPG UC70214F DURANAR GREY VELVET
INTERIOR - PPG DURACRON K1285 WHITE
GLASS TYPE: CLEAR INNER & OUTER LITE, GUARDIAN SUNGUARD - SUPERNEUTRAL SN54 ON SURFACE 2
WHITE FRIT 5MM DIAMETER DOTS IN 10CM SQUARE PATTERN ON SURFACE 3

**3D — PREFINISHED ALUMINUM WINDOW WALL: GLASS SPANDREL PANEL**
ALUM. COLOUR: EXTERIOR - PPG UC70214F DURANAR GREY VELVET
INTERIOR - PPG DURACRON K1285 WHITE
GLASS TYPE: CLEAR FLOAT
COLOUR: SOLID FRIT VIRACON SUBDUED GRAY V903 ON SURFACE 2

**3E — PREFINISHED ALUMINUM WINDOW WALL: METAL SPANDREL PANEL**
ALUM. COLOUR: EXTERIOR - PPG UC70214F DURANAR GREY VELVET
INTERIOR - PPG DURACRON K1285 WHITE
METAL PANEL: PPG UC70214F DURANAR GREY VELVET

**3F — PREFINISHED ALUMINUM WINDOW WALL: METAL LOUVER**
ALUM. COLOUR: EXTERIOR - PPG UC70214F DURANAR GREY VELVET
INTERIOR - PPG DURACRON K1285 WHITE
METAL LOUVER: PPG UC70214F DURANAR GREY VELVET

**3G — PREFINISHED ALUMINUM WINDOW WALL: METAL SLAB COVER**
ALUM. COLOUR: EXTERIOR - PPG UC70214F DURANAR GREY VELVET
INTERIOR - PPG DURACRON K1285 WHITE
SLAB COVER: PPG UC106705XL DURANAR XL STEEL SILVER CITY

**4 — PREFINISHED STOREFRONT CURTAINWALL: VISION PANEL (GROUND FLOOR)**
ALUM. COLOUR: EXTERIOR - PPG UC70214F DURANAR GREY VELVET
INTERIOR - PPG UC70214F DURANAR GREY VELVET
GLASS TYPE: CLEAR INNER & OUTER LITE

**4A — PREFINISHED STOREFRONT CURTAINWALL: VISION PANEL FRIT PATTERN (GROUND FLOOR)**
ALUM. COLOUR: EXTERIOR - PPG UC70214F DURANAR GREY VELVET
INTERIOR - PPG UC70214F DURANAR GREY VELVET
GLASS TYPE: CLEAR INNER & OUTER LITE, GUARDIAN SUNGUARD - SUPERNEUTRAL SN54 ON SURFACE 2
WHITE FRIT 5MM DIAMETER DOTS IN 10CM SQUARE PATTERN ON SURFACE 3

**4B — PREFINISHED STOREFRONT CURTAINWALL: SHADOW BOX (GROUND FLOOR)**
ALUM. COLOUR: EXTERIOR - PPG UC70214F DURANAR GREY VELVET
INTERIOR - PPG UC70214F DURANAR GREY VELVET
GLASS TYPE: CLEAR INNER & OUTER LITE, SOLID FRIT VIRACON SUBDUED GRAY ON SURFACE 4

**4C — PREFINISHED STOREFRONT CURTAINWALL: GLASS SPANDREL PANEL (GROUND FLOOR)**
ALUM. COLOUR: EXTERIOR - PPG UC70214F DURANAR GREY VELVET
INTERIOR - PPG UC70214F DURANAR GREY VELVET
GLASS TYPE: CLEAR FLOAT
COLOUR : SOLID FRIT WARM GREY ON SURFACE 4

**4D — PREFINISHED STOREFRONT CURTAINWALL: METAL LOUVER (GROUND FLOOR)**
ALUM. COLOUR: EXTERIOR - PPG UC70214F DURANAR GREY VELVET
INTERIOR - PPG UC70214F DURANAR GREY VELVET
METAL LOUVER: PPG UC70214F DURANAR GREY VELVET

**4E — PREFINISHED STOREFRONT CURTAINWALL: METAL SPANDREL PANEL (GROUND FLOOR)**
ALUM. COLOUR: EXTERIOR - PPG UC70214F DURANAR GREY VELVET
INTERIOR - PPG UC70214F DURANAR GREY VELVET
METAL PANEL: PPG UC70214F DURANAR GREY VELVET

## LEGEND

| | |
|---|---|
| **BBQ** | BBQ GAS CONNECTION - REFER TO MECHANICAL DRAWINGS |
| **NFHB** | NON FREEZE HOSE BIBB - REFER TO MECHANICAL DRAWINGS |
| **WDR** | WEATHERPROOF DUPLEX RECEPTACLE - REFER TO ELECTRICAL DRAWINGS |
| **LF** | LIGHT FIXTURE - REFER TO ELECTRICAL DRAWINGS |
| **TG** | TEMPERED GLASS |

Window Schedule Legend (1 / A4-19)
NTS

Contractor Must Check And Verify All Dimensions On The Job.

Do Not Scale The Drawings.

All Drawings, Specifications And Related Documents Are The Copyright Of The Architect And Must Be Returned Upon Request.

Reproduction Of Drawings, Specifications And Related Documents In Part Or Whole Is Forbidden Without The Architects Written Permission.

This Drawing Is Not To Be Used For Construction Until Signed ByThe Architect.

Date: October 15, 2015

ONTARIO ASSOCIATION OF ARCHITECTS
CARLOS ANTUNES
LICENCE
4890
SEAL MUST BE SIGNED TO BE VALID
Tender

KIRKOR ARCHITECTS + PLANNERS
20 Martin Ross Avenue, Toronto, Ontario, M3J 2K8
T(416) 665-6060, F(416) 665-1234, www.kirkorarchitects.com

| No.: | Revision | Date |
|---|---|---|

| No | Issued For | Date |
|---|---|---|
| 1. | Tender | Oct. 15, 2015 |

AQUAVISTA
AT BAYSIDE TORONTO

Drawing Title
Window Schedule - Level 7 - Interior East Elevation

Project
Hines TRIDEL
AQUAVISTA
Block 3 - R3 & R4
263 Queens Quay East
Toronto, ON

Scale: As indicated
Drawn by: E.V. / M.M.
Checked by: C.A.
Project No.: 13148
Date: October 15, 2015
Drawing No.: A4-19