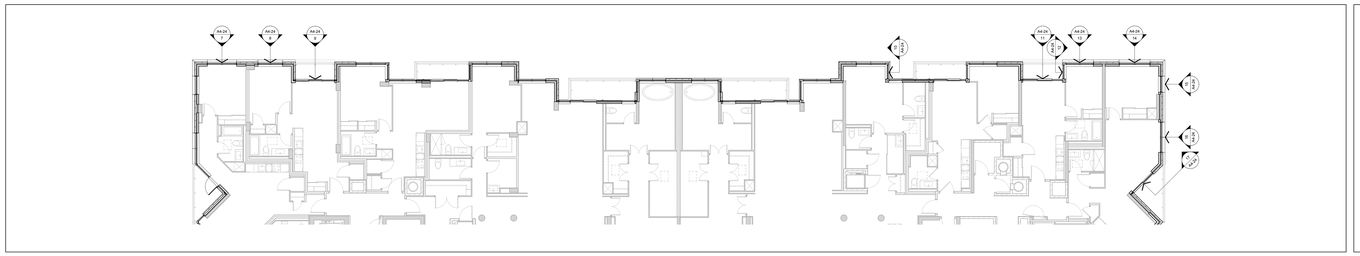

Window Schedule Partial Floor Plan - Level 12 (22 / A4-24)
Scale: 1 : 100

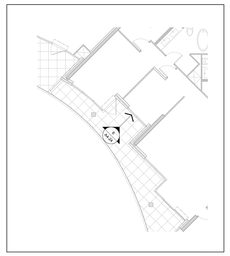

Window Schedule Partial Floor Plan - Level 11 (21 / A4-24)
Scale: 1 : 100

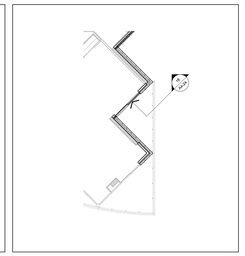

Window Schedule Partial Floor Plan - Level 12 (20 / A4-24)
Scale: 1 : 100

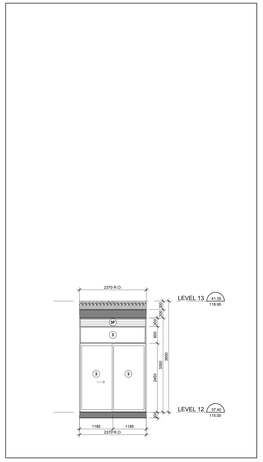

East Elevation - Part 4 (18 / A4-24)
Scale: 1 : 50

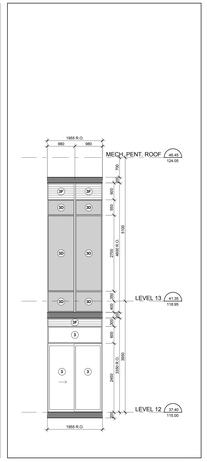

East Elevation - Part 3 (17 / A4-24)
Scale: 1 : 50

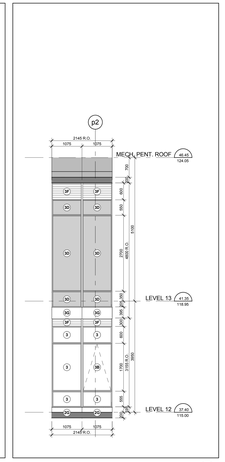

East Elevation - Part 2 (16 / A4-24)
Scale: 1 : 50

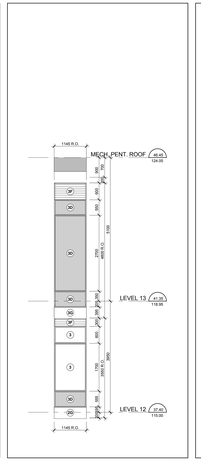

East Elevation - Part 1 (15 / A4-24)
Scale: 1 : 50

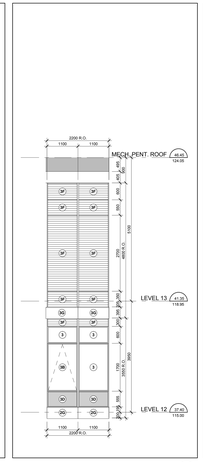

North Elevation - Part 8 (14 / A4-24)
Scale: 1 : 50

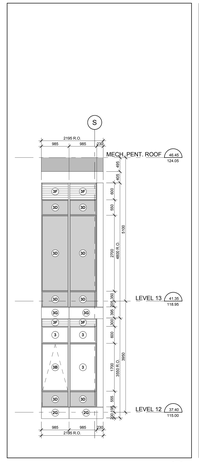

North Elevation - Part 7 (13 / A4-24)
Scale: 1 : 50

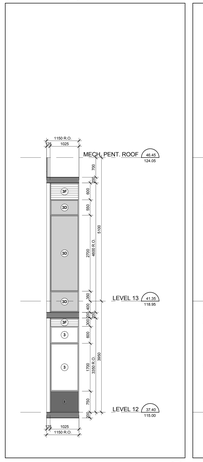

North Elevation - Part 6 (12 / A4-24)
Scale: 1 : 50

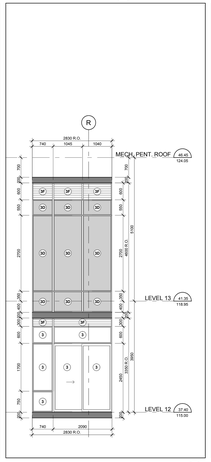

North Elevation - Part 5 (11 / A4-24)
Scale: 1 : 50

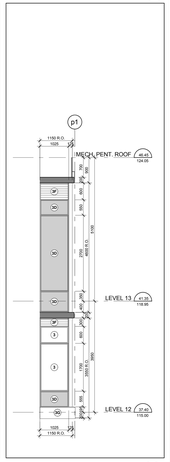

North Elevation - Part 4 (10 / A4-24)
Scale: 1 : 50

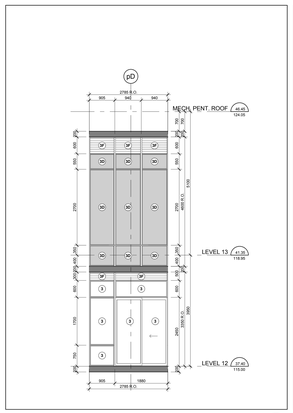

North Elevation - Part 3 (9 / A4-24)
Scale: 1 : 50

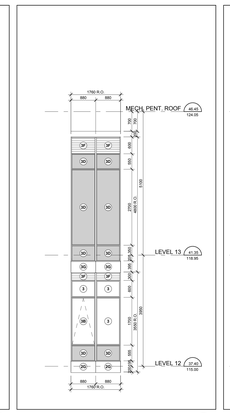

North Elevation - Part 2 (8 / A4-24)
Scale: 1 : 50

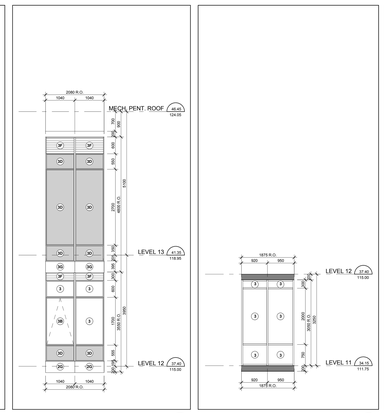

North Elevation - Part 1 (7 / A4-24)
Scale: 1 : 50

Interior West Elevation - Part 11 (6 / A4-24)
Scale: 1 : 50

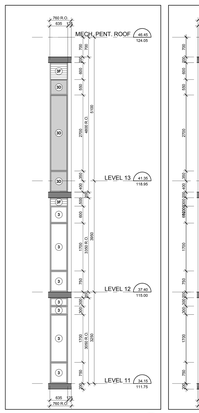

West Elevation - Part 7 (5 / A4-24)
Scale: 1 : 50

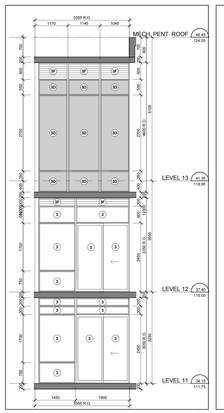

West Elevation - Part 6 (4 / A4-24)
Scale: 1 : 50

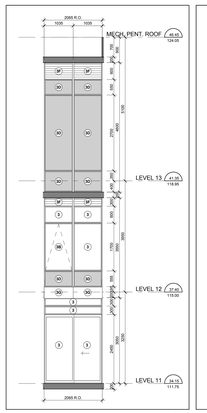

West Elevation - Part 5 (3 / A4-24)
Scale: 1 : 50

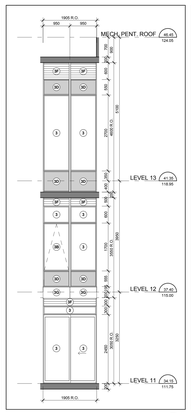

West Elevation - Part 4 (2 / A4-24)
Scale: 1 : 50

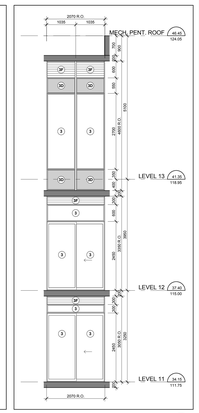

West Elevation - Part 3 (1 / A4-24)
Scale: 1 : 50

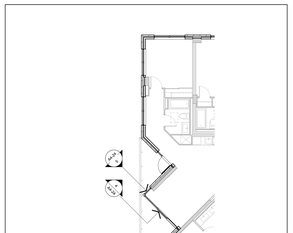

Window Schedule Key Plan - Level 11-12 (2 / A4-24)
NTS

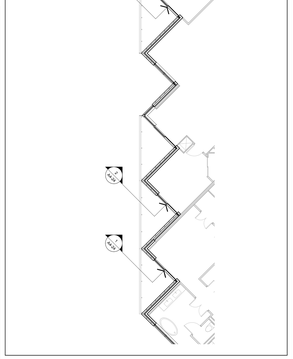

Window Schedule Partial Floor Plan - Level 11 (19 / A4-24)
Scale: 1 : 100

WINDOW SCHEDULE LEGEND

13148 - AQUAVISTA
UPDATED: AUGUST 24, 2015

3 PREFINISHED ALUMINUM WINDOW WALL: VISION PANEL
ALUM. COLOUR: EXTERIOR - PPG UCTE21NF DURANAR GREY VELVET; INTERIOR - PPG DURACRON K1300 WHITE
GLASS TYPE: CLEAR INNER & OUTER LITE, GUARDIAN SUNGUARD - SUPERNEUTRAL 5MM ON SURFACE 2

3A PREFINISHED ALUMINUM WINDOW WALL: VISION PANEL FRIT PATTERN
ALUM. COLOUR: EXTERIOR - PPG UCTE21NF DURANAR GREY VELVET; INTERIOR - PPG DURACRON K1300 WHITE
GLASS TYPE: CLEAR INNER & OUTER LITE, GUARDIAN SUNGUARD - SUPERNEUTRAL 5MM ON SURFACE 2; WHITE FRIT 5MM DIAMETER DOTS IN 10CM SQUARE PATTERN ON SURFACE 2

3B PREFINISHED ALUMINUM WINDOW WALL: OPERABLE AWNING
ALUM. COLOUR: EXTERIOR - PPG UCTE21NF DURANAR GREY VELVET; INTERIOR - PPG DURACRON K1300 WHITE
GLASS TYPE: CLEAR INNER & OUTER LITE, GUARDIAN SUNGUARD - SUPERNEUTRAL 5MM ON SURFACE 2

3C PREFINISHED ALUMINUM WINDOW WALL: OPERABLE AWNING FRIT PATTERN
ALUM. COLOUR: EXTERIOR - PPG UCTE21NF DURANAR GREY VELVET; INTERIOR - PPG DURACRON K1300 WHITE
GLASS TYPE: CLEAR INNER & OUTER LITE, GUARDIAN SUNGUARD - SUPERNEUTRAL 5MM ON SURFACE 2; WHITE FRIT 5MM DIAMETER DOTS IN 10CM SQUARE PATTERN ON SURFACE 2

3D PREFINISHED ALUMINUM WINDOW WALL: GLASS SPANDREL PANEL
ALUM. COLOUR: EXTERIOR - PPG UCTE21NF DURANAR GREY VELVET; INTERIOR - PPG DURACRON K1300 WHITE
GLASS TYPE: CLEAR INNER & OUTER LITE, SOLID FRIT VIRACON SUBDUED GRAY VISO ON SURFACE 2
COLOUR:

3E PREFINISHED ALUMINUM WINDOW WALL: METAL SPANDREL PANEL
ALUM. COLOUR: EXTERIOR - PPG UCTE21NF DURANAR GREY VELVET; INTERIOR - PPG DURACRON K1300 WHITE
METAL PANEL: PPG UCTE21NF DURANAR GREY VELVET

3F PREFINISHED ALUMINUM WINDOW WALL: METAL LOUVER
ALUM. COLOUR: EXTERIOR - PPG UCTE21NF DURANAR GREY VELVET; INTERIOR - PPG DURACRON K1300 WHITE
METAL LOUVER: PPG UCTE21NF DURANAR GREY VELVET

3G PREFINISHED ALUMINUM WINDOW WALL: METAL SLAB COVER
ALUM. COLOUR: EXTERIOR - PPG UCTE21NF DURANAR GREY VELVET; INTERIOR - PPG DURACRON K1300 WHITE
SLAB COVER: PPG UCTE21NF DURANAR SL STEEL SILVER CITY

4 PREFINISHED STOREFRONT CURTAINWALL: VISION PANEL (GROUND FLOOR)
ALUM. COLOUR: EXTERIOR - PPG UCTE21NF DURANAR GREY VELVET; INTERIOR - PPG UCTE21NF DURANAR GREY VELVET
GLASS TYPE: CLEAR INNER & OUTER LITE

4A PREFINISHED STOREFRONT CURTAINWALL: VISION PANEL FRIT PATTERN (GROUND FLOOR)
ALUM. COLOUR: EXTERIOR - PPG UCTE21NF DURANAR GREY VELVET; INTERIOR - PPG UCTE21NF DURANAR GREY VELVET
GLASS TYPE: CLEAR INNER & OUTER LITE, GUARDIAN SUNGUARD - SUPERNEUTRAL 5MM ON SURFACE 2; WHITE FRIT 5MM DIAMETER DOTS IN 10CM SQUARE PATTERN ON SURFACE 3

4B PREFINISHED STOREFRONT CURTAINWALL: SHADOW BOX (GROUND FLOOR)
ALUM. COLOUR: EXTERIOR - PPG UCTE21NF DURANAR GREY VELVET; INTERIOR - PPG UCTE21NF DURANAR GREY VELVET
GLASS TYPE: CLEAR INNER & OUTER LITE, SOLID FRIT VIRACON SUBDUED GRAY ON SURFACE 4

4C PREFINISHED STOREFRONT CURTAINWALL: GLASS SPANDREL PANEL (GROUND FLOOR)
ALUM. COLOUR: EXTERIOR - PPG UCTE21NF DURANAR GREY VELVET; INTERIOR - PPG UCTE21NF DURANAR GREY VELVET
GLASS TYPE: CLEAR
COLOUR: SOLID FRIT WARM GREY ON SURFACE 4

4D PREFINISHED STOREFRONT CURTAINWALL: METAL LOUVER (GROUND FLOOR)
ALUM. COLOUR: EXTERIOR - PPG UCTE21NF DURANAR GREY VELVET; INTERIOR - PPG UCTE21NF DURANAR GREY VELVET
METAL LOUVER: PPG UCTE21NF DURANAR GREY VELVET

4E PREFINISHED STOREFRONT CURTAINWALL: METAL SPANDREL PANEL (GROUND FLOOR)
ALUM. COLOUR: EXTERIOR - PPG UCTE21NF DURANAR GREY VELVET; INTERIOR - PPG UCTE21NF DURANAR GREY VELVET
METAL PANEL: PPG UCTE21NF DURANAR GREY VELVET

LEGEND

BBQ	BBQ GAS CONNECTION - REFER TO MECHANICAL DRAWINGS
NFWB	NON FREEZE HOSE BIBB - REFER TO MECHANICAL DRAWINGS
WDR	WEATHERPROOF DUPLEX RECEPTACLE - REFER TO ELECTRICAL DRAWINGS
LF	LIGHT FIXTURE - REFER TO ELECTRICAL DRAWINGS
TG	TEMPERED GLASS

TYPICAL WINDOW SCHEDULE NOTES:

1. VEO VIEW CALLOUTS INDICATES ON ONE OR BOTH SIDES OF WINDOW OPENING.
2. ALL DOOR AND WINDOW SWINGS AS PER PLANS AND ELEVATIONS.
3. ALL WINDOWS TO BE SEALED AND INSTALLED AS PER MANUFACTURER.
4. CO-ORDINATE STC GLAZING REQUIREMENTS WITH ACOUSTICAL REPORT.
5. CO-ORDINATE BALCONY/TERRACE ELECTRICAL OUTLETS WITH ELECTRICAL DRAWINGS.

OBC REQUIREMENTS

9.7.2. WINDOW STANDARDS
9.7.2.1. WINDOW STANDARDS
(1) WINDOWS SHALL CONFORM TO:
(A) CAN/CSA-A440, "WINDOWS", AND
(B) CAN/CSA-A440A-A440.1, "USER SELECTION GUIDE TO CSA STANDARD CAN/CSA-A440-00 WINDOWS".
9.7.3. GLAZING
9.7.3.1. GLASS STANDARDS
(1) GLASS SHALL CONFORM TO:
(A) CAN/CGSB-12.1-M, "TEMPERED OR LAMINATED SAFETY GLASS",
(B) CAN/CGSB-12.2-M, "FLAT, CLEAR SHEET GLASS",
(C) CAN/CGSB-12.3-M, "FLOAT GLASS FOR GLAZING",
(D) CAN/CGSB-12.4-M, "HEAT-ABSORBING GLASS",
(E) CAN/CGSB-12.5-M, "WIRELATHING GLASS UNITS",
(F) CAN/CGSB-12.8-M, "INSULATING GLASS UNITS FOR ELECTRICAL",
(G) CAN/CGSB-12.11-M, "WIRED SAFETY GLASS", OR
(H) ASTM E2190, "INSULATING GLASS UNIT PERFORMANCE AND EVALUATION"
(2) GLASS IN WINDOWS, AND
(3) GLASS IN WINDOWS, IN DOORS GLAZING AND SKYLIGHTS SHALL BE DESIGNED IN CONFORMANCE WITH CAN/CSGB-12.20-M, "STRUCTURAL DESIGN OF GLASS FOR BUILDINGS".
9.7.4. GLAZING AND GLAZING
9.7.4.1. GLAZING STANDARDS
(1) THE SEALING COMPOUND USED TO SEAL THE GLASS COMPONENT OF A FACTORY-SEALED DOUBLE-GLAZED UNIT TO THE SASH COMPONENT SHALL BE COMPATIBLE WITH THE MATERIAL USED TO EDGE SEAL THE GLASS COMPONENT.

9.7.5.4. WINDOWS ABOVE THE SECOND STOREY
(1) WINDOWS IN PUBLIC AREAS THAT EXTEND TO LESS THAN 1.000 MM FROM THE FLOOR AND ARE LOCATED ABOVE THE SECOND STOREY SHALL BE PROTECTED BY GUARDS IN ACCORDANCE WITH:
(A) PROTECTED BY GUARDS IN ACCORDANCE WITH SUBSECTION 9.8.8., OR
(B) NON-OPENABLE AND DESIGNED TO WITHSTAND THE LATERAL DESIGN LOADS FOR GUARDS AS PROVIDED IN ARTICLES 4.1.5.15. OR
9.7.6. RESISTANCE TO FORCED ENTRY
9.7.6.1. FORCED ENTRY THROUGH WINDOWS
(1) WINDOWS IN DWELLING UNITS OF WHICH IS LOCATED WITHIN 2.000 MM OF ADJACENT GROUND LEVEL, SHALL CONFORM TO THE REQUIREMENTS FOR RESISTANCE TO FORCED ENTRY AS DESCRIBED IN CLAUSE 16.13.
9.8. GUARDS
9.8.8.1. REQUIRED GUARDS
(1) EXCEPT AS PROVIDED IN SENTENCES (2) AND (3), EVERY SURFACE TO WHICH ACCESS IS PROVIDED FOR OTHER THAN MAINTENANCE PURPOSES, INCLUDING BUT NOT LIMITED TO FLIGHTS OF STEPS AND RAMPS, EXTERIOR LANDINGS, PORCHES, BALCONIES, GALLERIES AND RAMPS, SHALL BE PROTECTED BY A GUARD ON EACH SIDE THAT IS NOT PROTECTED BY A WALL, WHERE THE WALKING SURFACE:
(A) THERE IS A DIFFERENCE IN ELEVATION OF MORE THAN 600 MM BETWEEN THE WALKING SURFACE AND THE ADJACENT SURFACE, OR
(B) THE ADJACENT SURFACE WITHIN 1.2 M FROM THE WALKING SURFACE HAS A SLOPE OF MORE THAN 1 IN 2
(2) EXCEPTIONS TO (1)
(A) AT LOADING DOCKS,
(B) IN PARKING GARAGES, OR
(C) WHERE ACCESS IS PROVIDED FOR MAINTENANCE PURPOSES ONLY.
(3) EXCEPT AS PROVIDED IN SENTENCE (4), EVERY FLIGHT OF STEPS AND RAMP RISES MORE THAN 400 MM, THE SIDES OF THE STAIR OR RAMP AND THE LANDING ON FLOOR LEVEL AROUND THE STAIRWELL OR RAMP SHALL BE PROTECTED BY A GUARD ON EACH SIDE THAT IS NOT PROTECTED BY A WALL.
9.8.8.3. HEIGHT OF GUARDS
(1) EXCEPT AS PROVIDED IN SENTENCES (2) TO (4), ALL GUARDS SHALL BE NOT LESS THAN 1 070 MM HIGH.
(2) EXCEPT AS PROVIDED IN SENTENCE (3), ALL GUARDS SHALL BE NOT LESS THAN 900 MM HIGH WHERE THE WALKING SURFACE IS NOT MORE THAN ONE DWELLING UNIT SHALL BE NOT LESS THAN 900 MM HIGH WHERE THE WALKING SURFACE IS NOT MORE THAN 1.800 MM ABOVE THE ADJACENT SURFACE, AND
(3) GUARDS FOR FLIGHTS OF STEPS, EXCEPT IN REQUIRED EXIT STAIRS, SHALL BE NOT LESS THAN 900 MM HIGH.
(4) GUARDS FOR FLIGHTS OF STEPS, EXCEPT IN REQUIRED EXIT STAIRS, SHALL BE NOT LESS THAN 900 MM HIGH.
(5) THE HEIGHT OF GUARDS FOR FLIGHTS OF STEPS SHALL BE MEASURED VERTICALLY FROM A LINE DRAWN THROUGH THE LEADING EDGE OF THE TREADS SERVED BY THE GUARD.
9.8.8.7. GLASS IN GUARDS
(1) GLASS IN GUARDS SHALL BE:
(A) SAFETY GLASS OF THE LAMINATED OR TEMPERED TYPE CONFORMING TO CAN/CGSB-12.1-M, "TEMPERED OR LAMINATED SAFETY GLASS",
(B) WIRED GLASS CONFORMING TO CAN/CGSB-12.11-M, "WIRED SAFETY GLASS"

12.3.3.1. WINDOWS AND GLAZING
(5) EXCEPT AS PROVIDED IN SENTENCES (2) AND (3), WINDOWS AND ALL GLAZING THAT SEPARATES HEATED SPACE FROM UNHEATED SPACE (B) THE EXTERIOR SHALL CONFORM TO ARTICLES 12.3.2.9. AND 12.3.2.10.
(6) EXCEPT AS PROVIDED IN SENTENCE (7), THE AREA OF GLAZING, INCLUDING GLAZING FOR DOORS AND SKYLIGHTS, THAT SEPARATES HEATED SPACE FROM UNHEATED SPACE OR THE EXTERIOR SHALL NOT EXCEED 2.000 MM IN THE HORIZONTAL DIRECTION AND 1.200 MM IN THE VERTICAL DIRECTION, OR THE AREA OF GLAZING SHALL NOT EXCEED 10 PER CENT OF THE AREA OF THE FLOOR THAT SEPARATES HEATED SPACE FROM UNHEATED SPACE OR THE EXTERIOR, OR THE CASE OF A SLOPING WALL, THE AREA OF THE WALL THAT SEPARATES HEATED SPACE FROM UNHEATED SPACE OR THE EXTERIOR.
(8) WHERE, THE THERMAL RESISTANCE OF GLAZING IS DIFFERENT FROM THAT REQUIRED IN SENTENCE (1) AND ARTICLE 12.3.1.10., THE AREA OF SUCH GLAZING FOR THE PURPOSE OF APPLYING SENTENCE (2) MAY BE ASSUMED AS BEING EQUAL TO THE ACTUAL AREA MULTIPLIED BY THE RATIO OF THE THERMAL RESISTANCE OF THE GLAZING TO THE THERMAL RESISTANCE OF THE WALL.
(9) EXCEPT AS PROVIDED IN SENTENCE (3), THE AREA OF GLAZING THAT CONTAINS CLEAR GLASS OR THAT HAS A SHADING COEFFICIENT OF MORE THAN 0.70 THAT IS UNSHADED IN THE WINTER AND FACES A DIRECTION WITHIN 45° OF DUE SOUTH MAY BE ASSUMED TO BE 50 PERCENT OF THE AREA OF GLAZING THAT FACES A DIRECTION WITHIN 45° OF DUE NORTH, PROVIDED THE GLAZING IS SHADED IN THE SUMMER WITH A SYSTEM THAT IS CAPABLE OF DISTRIBUTING THE SOLAR HEAT GAIN FROM SUCH GLAZED AREAS THROUGHOUT THE BUILDING FOR THE PURPOSE OF DETERMINING WHETHER OR NOT THE GLAZING IS SHADED IN THE WINTER, THE SHADING SHALL BE CALCULATED USING THE MONTHLY AVERAGE SUN ANGLES.
(10) SENTENCE (9) SHALL NOT APPLY WHERE THE BUILDING IS DESIGNED TO BE COOLED UNLESS THE GLAZING DESCRIBED IN SENTENCE (9) IS SHADED IN THE SUMMER WITH A SYSTEM THAT IS CAPABLE OF REDUCING THE SOLAR HEAT GAIN FROM SUCH GLAZED AREAS OR NOT THE GLAZING IS SHADED IN THE SUMMER. THE SHADING SHALL BE CALCULATED USING THE NOON SUN ANGLES OF JUNE 21.

12.3.1.5. AIR INFILTRATION
(5) WINDOWS THAT SEPARATE HEATED SPACE FROM UNHEATED SPACE OR THE EXTERIOR SHALL BE DESIGNED TO LIMIT THE RATE OF AIR INFILTRATION TO NOT MORE THAN 0.25 LITER PER SECOND PER METRE OF DOOR CRACK WHEN TESTED IN CONFORMANCE WITH ASTM E283, "DETERMINING THE RATE OF AIR LEAKAGE THROUGH EXTERIOR WINDOWS, CURTAIN WALLS, AND DOORS UNDER SPECIFIED PRESSURE DIFFERENCES ACROSS THE SPECIMEN".
(6) DOORS THAT SEPARATE HEATED SPACE FROM UNHEATED SPACE OR THAT SEPARATE HEATED SPACE FROM UNHEATED SPACE OR THE EXTERIOR SHALL BE DESIGNED TO LIMIT AIR INFILTRATION TO NOT MORE THAN 2.5 LITER PER SECOND PER METRE OF DOOR AREA WHEN TESTED IN CONFORMANCE WITH SENTENCE (1).
(7) DOORS SHALL BE SEALED AND STOPPED ON ALL EDGES AND PROTECTED WITH A STORM DOOR OR BY AN ENCLOSED UNHEATED SPACE. EXTERIOR SWING TYPE DOOR ASSEMBLIES FOR ENTRANCE TO PUBLIC ACCESS HOTEL ROOMS AND SUITES SHALL BE DESIGNED TO LIMIT THE RATE OF AIR INFILTRATION TO NOT MORE THAN 0.25 LITER PER SECOND PER METRE OF DOOR CRACK WHEN TESTED IN CONFORMANCE WITH SENTENCE (1).
(8) WINDOWS AND DOORS THAT SEPARATE HEATED SPACE FROM UNHEATED SPACE IN SENTENCES (2) AND (3), THAT SEPARATE HEATED SPACE FROM UNHEATED SPACE OR THE EXTERIOR SHALL BE DESIGNED TO LIMIT THE RATE OF AIR INFILTRATION TO NOT MORE THAN 11 LITER PER SECOND PER METRE OF DOOR CRACK WHEN TESTED IN CONFORMANCE WITH SENTENCE (1).
(9) EXTERIOR WINDOWS AND DOORS SHALL BE INSTALLED TO CONFORM TO THE REQUIREMENTS IN SUBSECTION 9.27.4.
(B) THE JUNCTION BETWEEN THE SILL PLATE AND THE FOUNDATION, JOINTS BETWEEN EXTERIOR WALL PANELS AND ANY OTHER LOCATION WHERE THERE IS A POSSIBILITY OF AIR LEAKAGE INTO HEATED SPACES IN A BUILDING THROUGH THE EXTERIOR WALLS, SUCH AS AT UTILITY PENETRATIONS, SHALL BE SEALED TO LIMIT THE RATE OF AIR INFILTRATION TO NOT MORE THAN 0.25 LITER PER SECOND PER METRE OF AIR LEAKAGE BETWEEN HEATED SPACE AND ADJACENT NON-HEATED ATTIC SPACE CAUSED BY THE PENETRATION OF SERVICES SHALL BE RESTRICTED IN CONFORMANCE WITH THE REQUIREMENTS OF SUBSECTION 9.25.3.

Typical Window Schedule Notes (3 / A4-24)
NTS

Window Schedule Legend (1 / A4-24)
NTS

Contractor Must Check And Verify All Dimensions On The Job.
Do Not Scale The Drawings.
All Drawings, Specifications And Related Documents Are The Copyright Of The Architect And Must Be Returned Upon Request.
Reproduction Of Drawings, Specifications And Related Documents In Part Or Whole Is Forbidden Without The Architects Written Permission.
The Drawing Is Not To Be Used For Construction Until Signed By The Architect.
Date: October 15, 2015

KIRKOR ARCHITECTS AND PLANNERS
TORONTO, ONTARIO
CANADA
M5V 2H2
SEAL MUST BE SIGNED TO BE VALID
Tender

KIRKOR ARCHITECTS + PLANNERS
20 Martin Ross Avenue, Toronto, Ontario, M3J 2K8
Tel (416) 665-0065, Fx1 (416) 665-1334, www.kirkorarchitects.com

No.	Revision	Date

1	Tender	Oct. 15, 2015
No.	Issued For	Date

AQUAVISTA
AT BAYSIDE TORONTO

Drawing Title
Window Schedule - Level 11-12 - West, North & East Elevation

Project
Hines TRIDEL
AQUAVISTA
Block 3 - R3 & R4
263 Queens Quay East
Toronto, ON

Scale: As indicated
Drawn by: E.V. / M.M.
Checked by: C.A.
Project No.: 13148
Date: October 15, 2015
Drawing No.: A4-24