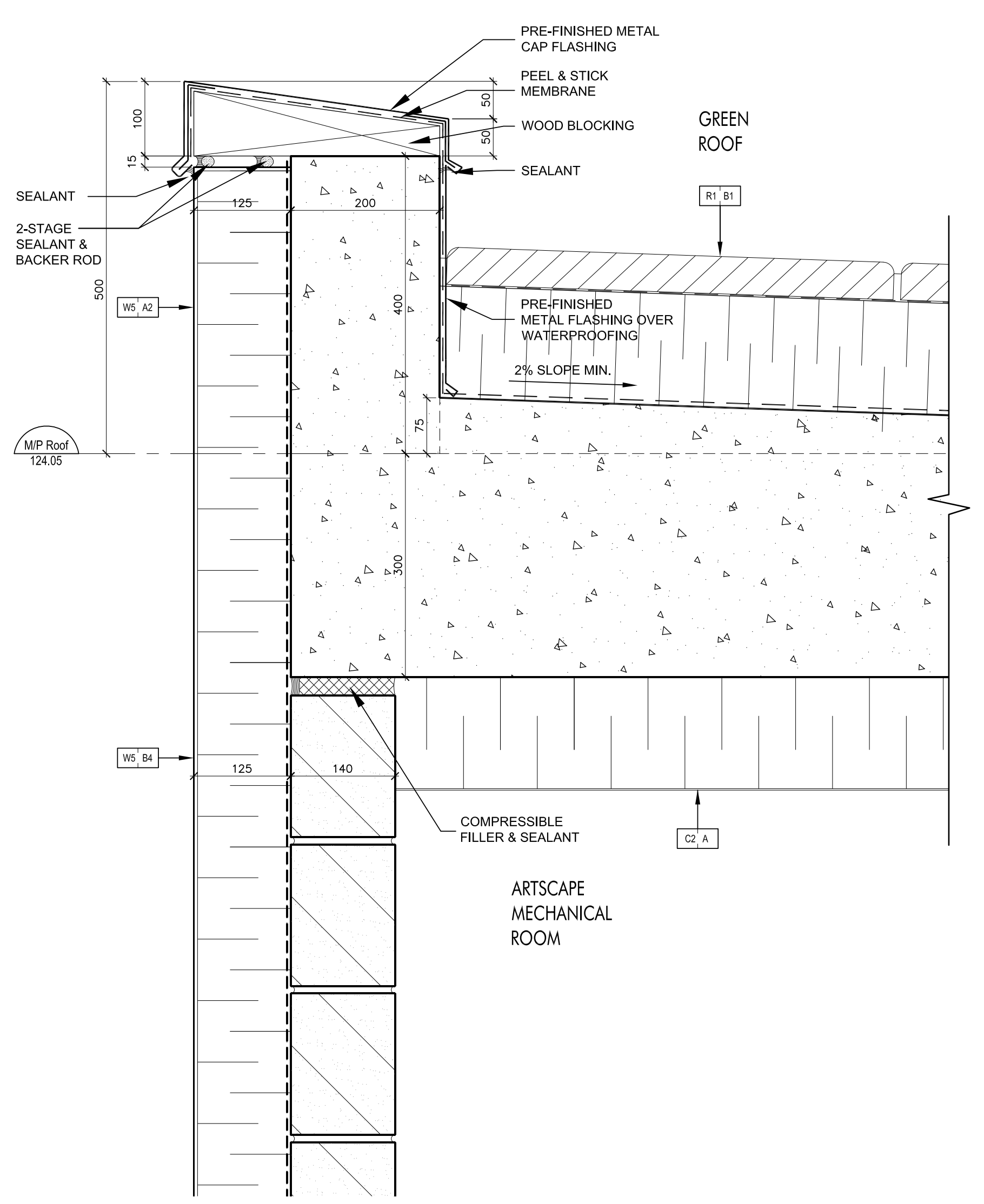
PRE-FINISHED METAL CAP FLASHING
PEEL & STICK MEMBRANE
WOOD BLOCKING
GREEN ROOF
SEALANT
SEALANT
2-STAGE SEALANT & BACKER ROD
100
15
50
50
125
200
R1 B1
500
W5 A2
400
PRE-FINISHED METAL FLASHING OVER WATERPROOFING
2% SLOPE MIN.
75
M/P Roof 124.05
300
W5 B4
125
140
COMPRESSIBLE FILLER & SEALANT
C2 A
ARTSCAPE MECHANICAL ROOM

Parapet @ Mechanical Penthouse Roof 11
SCALE 1:5 A7-14

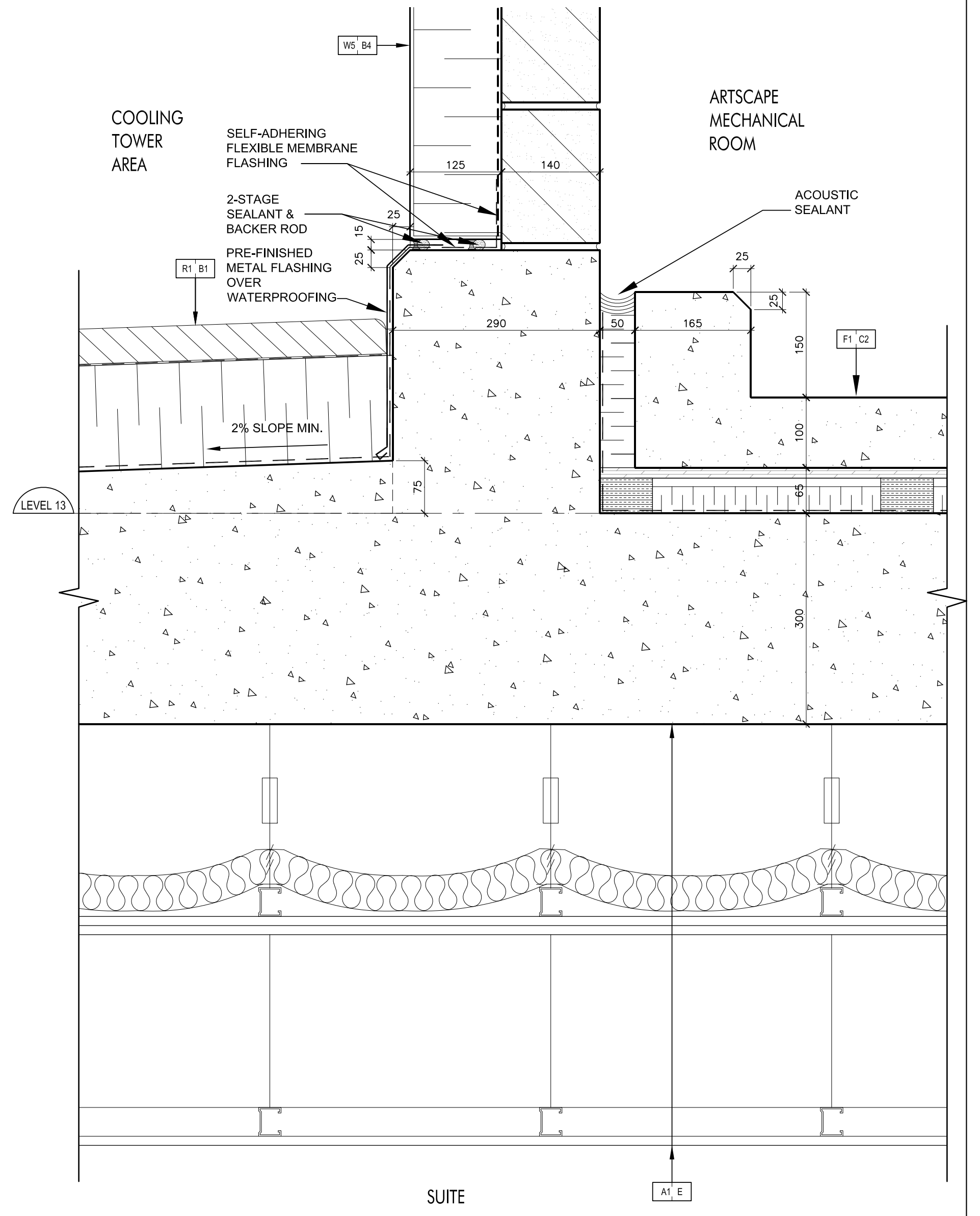
W5 B4
COOLING TOWER AREA
SELF-ADHERING FLEXIBLE MEMBRANE FLASHING
125
140
ARTSCAPE MECHANICAL ROOM
2-STAGE SEALANT & BACKER ROD
25
15
25
R1 B1
PRE-FINISHED METAL FLASHING OVER WATERPROOFING
ACOUSTIC SEALANT
25
25
290
50
165
150
F1 C2
2% SLOPE MIN.
100
75
65
LEVEL 13
300
SUITE
A1 E

Conc. Curb @ Mechanical Room Floating Slab @ Level 13 10
SCALE 1:5 A7-14

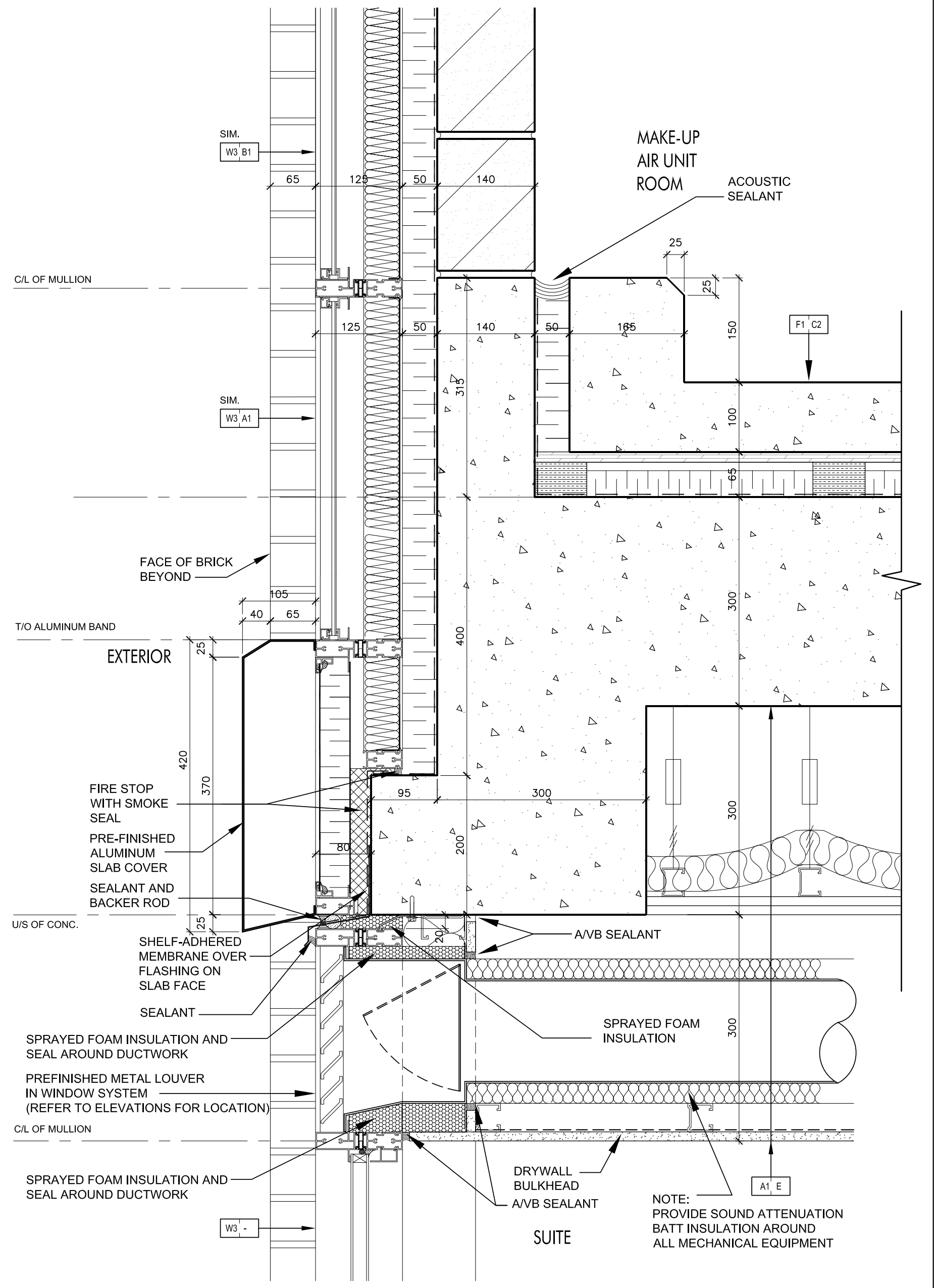
SIM. W3 B1
65
125
50
140
MAKE-UP AIR UNIT ROOM
ACOUSTIC SEALANT
25
C/L OF MULLION
25
125
50
140
50
165
150
F1 C2
315
SIM. W3 A1
100
65
FACE OF BRICK BEYOND
105
40
65
T/O ALUMINUM BAND
EXTERIOR
25
400
300
420
370
FIRE STOP WITH SMOKE SEAL
95
300
PRE-FINISHED ALUMINUM SLAB COVER
80
200
300
SEALANT AND BACKER ROD
U/S OF CONC.
25
20
A/VB SEALANT
SHELF-ADHERED MEMBRANE OVER FLASHING ON SLAB FACE
SEALANT
SPRAYED FOAM INSULATION
SPRAYED FOAM INSULATION AND SEAL AROUND DUCTWORK
300
PREFINISHED METAL LOUVER IN WINDOW SYSTEM (REFER TO ELEVATIONS FOR LOCATION)
C/L OF MULLION
DRYWALL BULKHEAD
SPRAYED FOAM INSULATION AND SEAL AROUND DUCTWORK
A/VB SEALANT
A1 E
NOTE: PROVIDE SOUND ATTENUATION BATT INSULATION AROUND ALL MECHANICAL EQUIPMENT
W3 -
SUITE

Floating Floor @ Make-up Air Unit Room @ Level 13 9
SCALE 1:5 A7-14

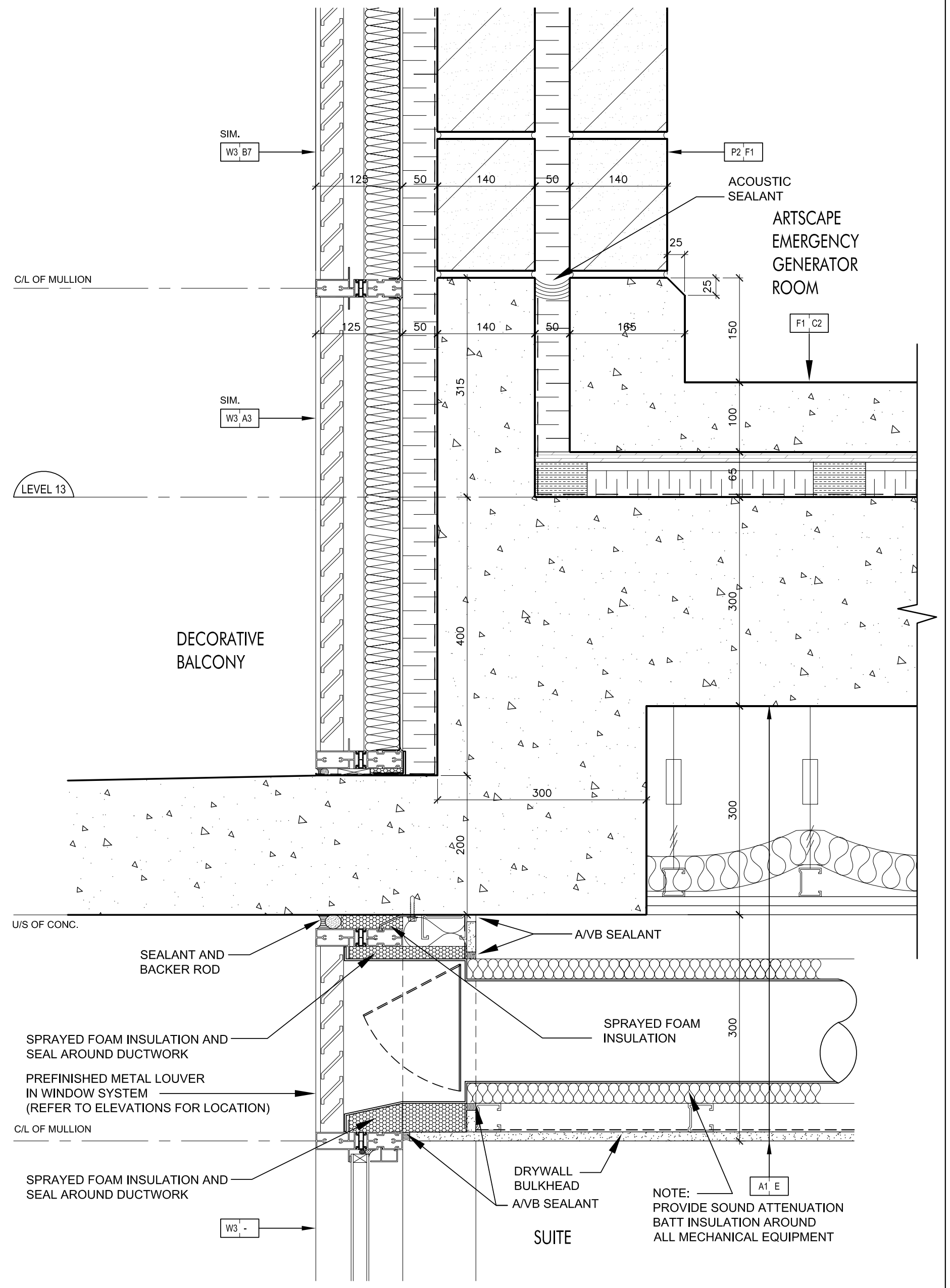
SIM. W3 B7
125
50
140
50
140
P2 F1
ACOUSTIC SEALANT
ARTSCAPE EMERGENCY GENERATOR ROOM
25
C/L OF MULLION
25
125
50
140
50
165
150
F1 C2
315
SIM. W3 A3
100
65
LEVEL 13
400
300
DECORATIVE BALCONY
300
300
200
U/S OF CONC.
A/VB SEALANT
SEALANT AND BACKER ROD
SPRAYED FOAM INSULATION AND SEAL AROUND DUCTWORK
SPRAYED FOAM INSULATION
300
PREFINISHED METAL LOUVER IN WINDOW SYSTEM (REFER TO ELEVATIONS FOR LOCATION)
C/L OF MULLION
SPRAYED FOAM INSULATION AND SEAL AROUND DUCTWORK
DRYWALL BULKHEAD
A/VB SEALANT
A1 E
NOTE: PROVIDE SOUND ATTENUATION BATT INSULATION AROUND ALL MECHANICAL EQUIPMENT
W3 -
SUITE

Floating Floor @ Emergency Generator Room @ Level 13 8
SCALE 1:5 A7-14

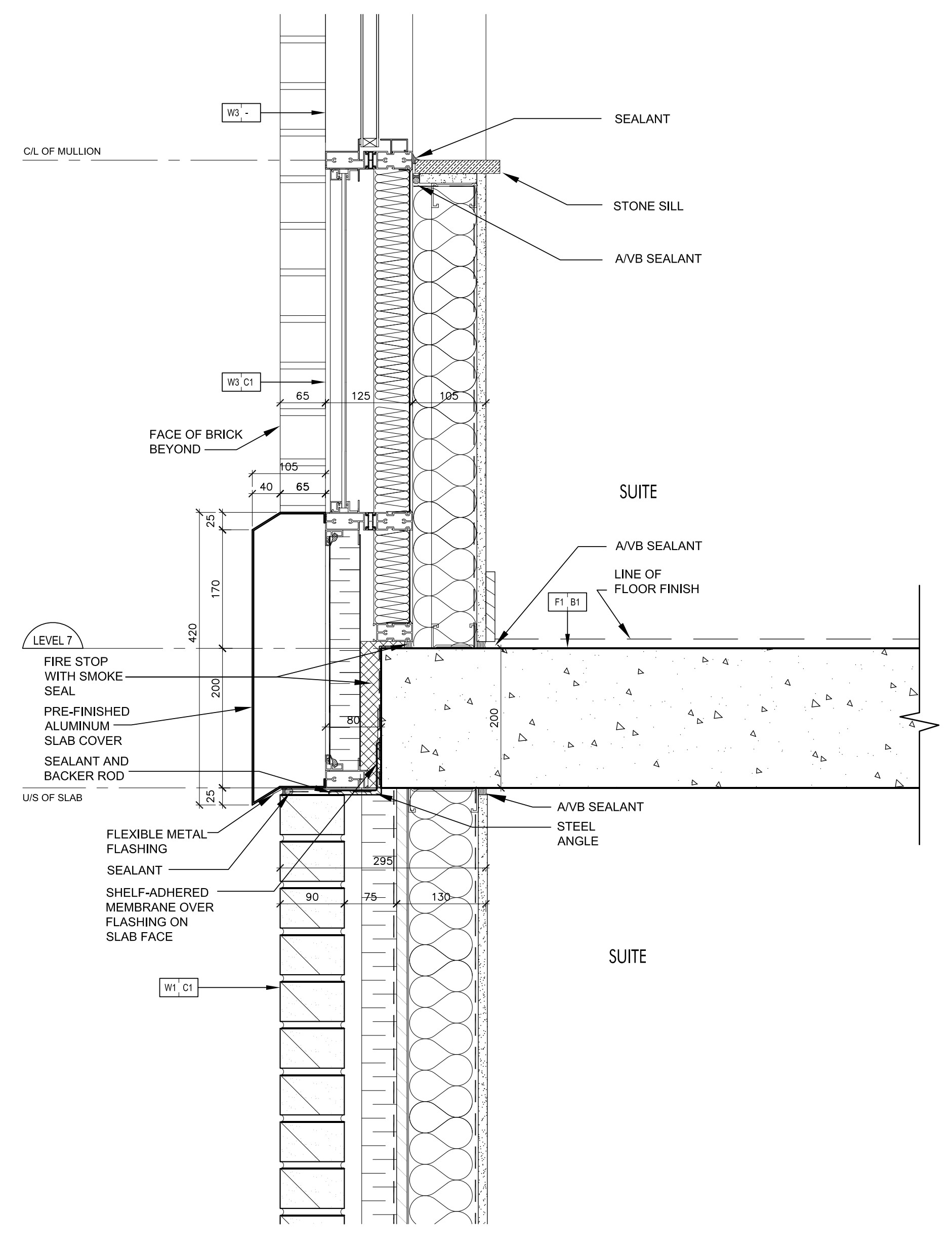
W3 -
SEALANT
C/L OF MULLION
STONE SILL
A/VB SEALANT
W3 C1
65
125
105
FACE OF BRICK BEYOND
105
40
65
SUITE
25
A/VB SEALANT
LINE OF FLOOR FINISH
170
F1 B1
420
LEVEL 7
FIRE STOP WITH SMOKE SEAL
200
PRE-FINISHED ALUMINUM SLAB COVER
80
200
SEALANT AND BACKER ROD
U/S OF SLAB
25
A/VB SEALANT
STEEL ANGLE
FLEXIBLE METAL FLASHING
295
SEALANT
SHELF-ADHERED MEMBRANE OVER FLASHING ON SLAB FACE
90
75
130
SUITE
W1 C1

Pre-Finished Aluminum Slab Cover @ Level 7 7
SCALE 1:5 A7-14

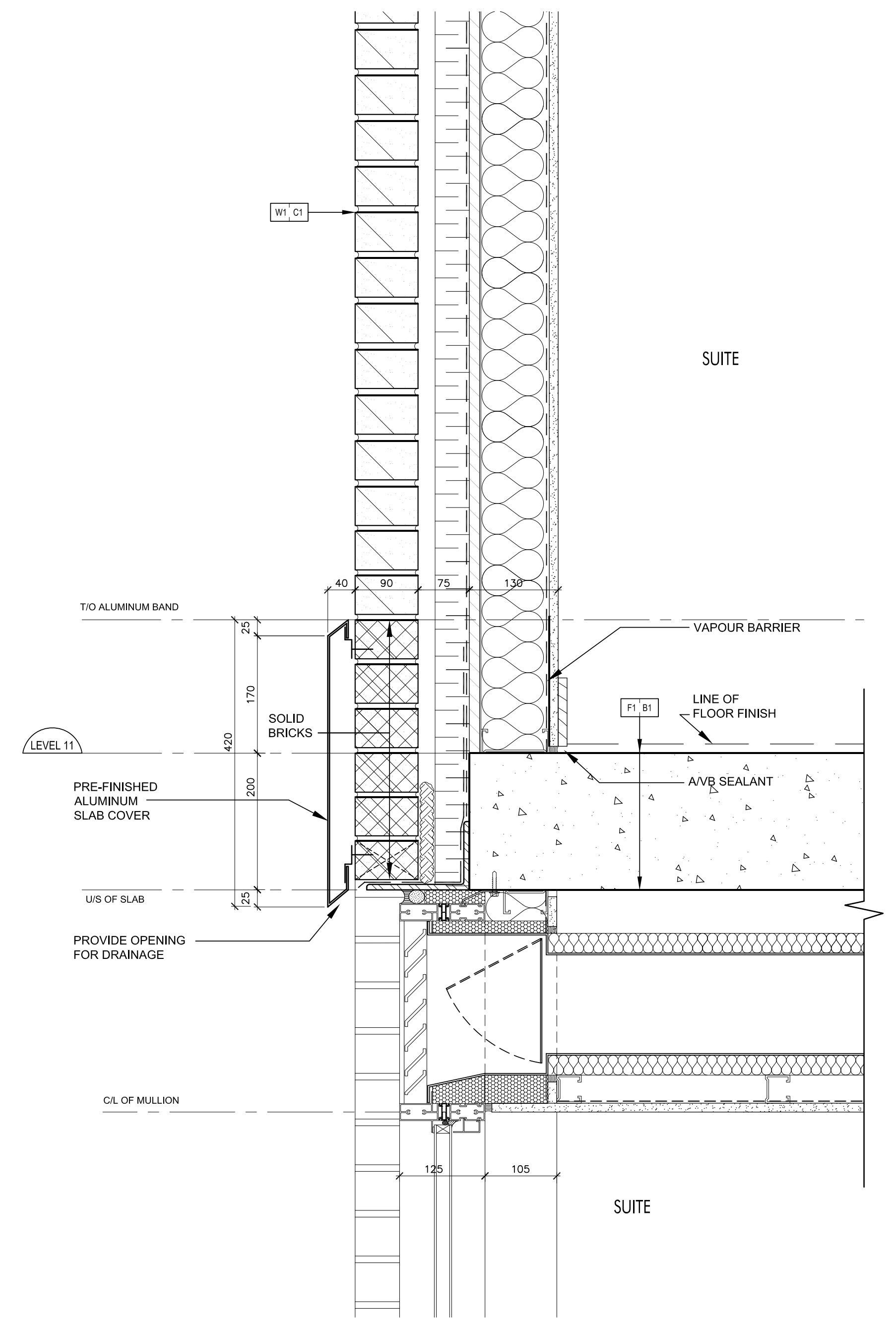
W1 C1
SUITE
40
90
75
130
T/O ALUMINUM BAND
25
VAPOUR BARRIER
170
SOLID BRICKS
F1 B1
LINE OF FLOOR FINISH
LEVEL 11
420
A/VB SEALANT
PRE-FINISHED ALUMINUM SLAB COVER
200
U/S OF SLAB
25
PROVIDE OPENING FOR DRAINAGE
C/L OF MULLION
125
105
SUITE

Pre-Finished Aluminum Slab Cover @ Level 11 6
SCALE 1:5 A7-14

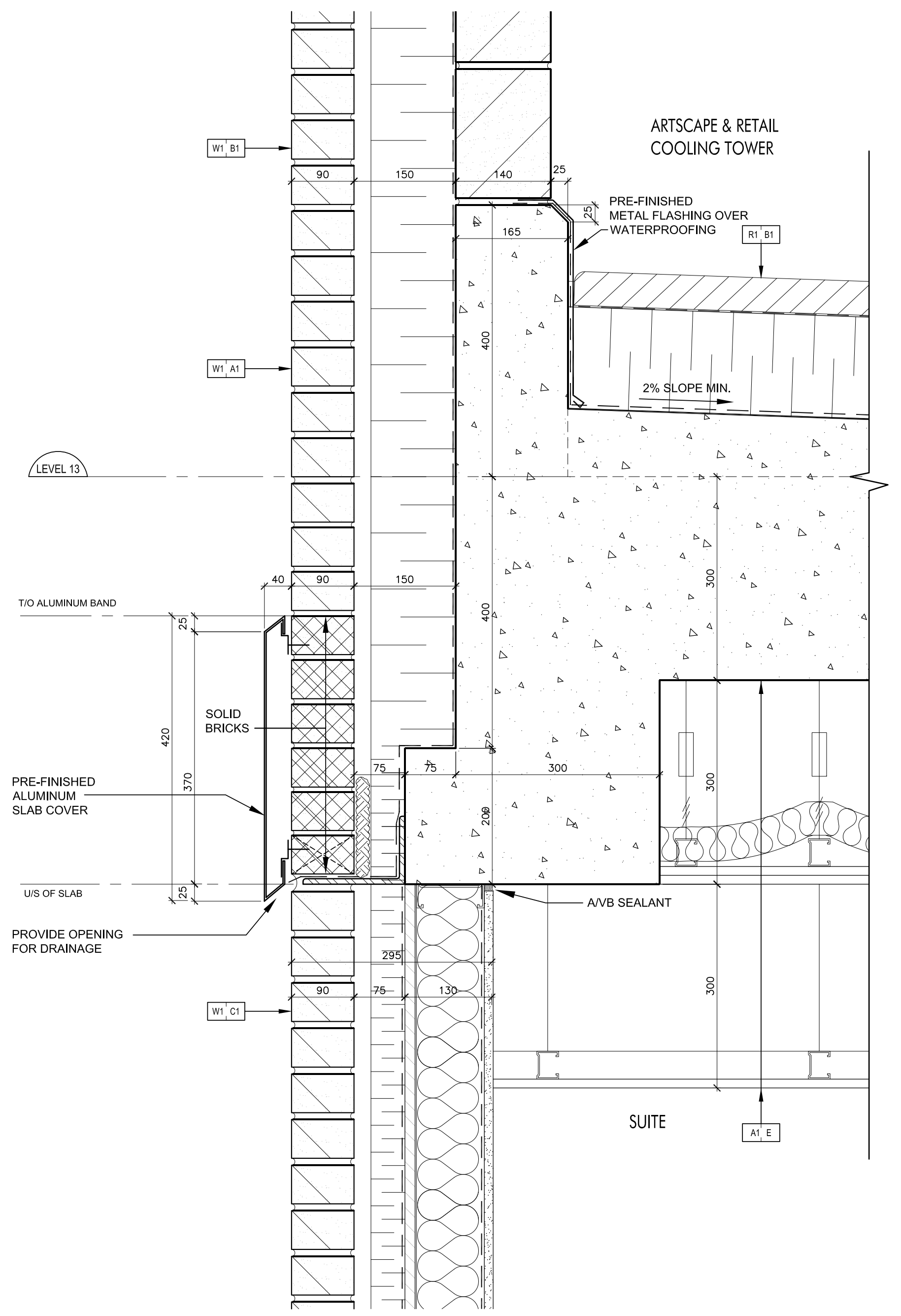
W1 B1
ARTSCAPE & RETAIL COOLING TOWER
90
150
140
25
25
PRE-FINISHED METAL FLASHING OVER WATERPROOFING
165
R1 B1
400
W1 A1
2% SLOPE MIN.
LEVEL 13
300
40
90
150
T/O ALUMINUM BAND
25
400
SOLID BRICKS
420
75
75
300
370
PRE-FINISHED ALUMINUM SLAB COVER
300
200
U/S OF SLAB
25
A/VB SEALANT
PROVIDE OPENING FOR DRAINAGE
295
90
75
130
300
W1 C1
SUITE
A1 E

Pre-Finished Aluminum Slab Cover @ Level 13 5
SCALE 1:5 A7-14

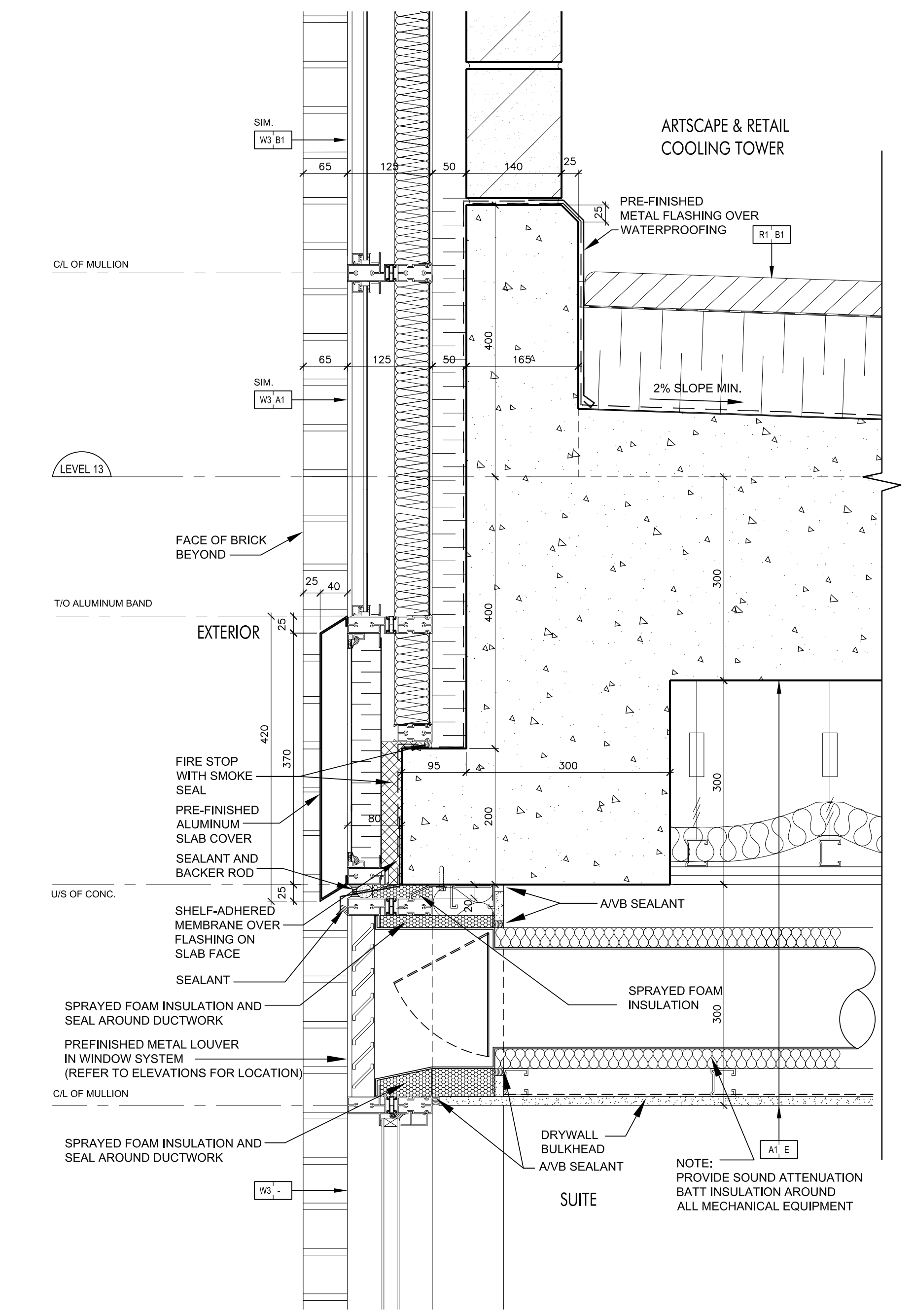
SIM. W3 B1
ARTSCAPE & RETAIL COOLING TOWER
65
125
50
140
25
PRE-FINISHED METAL FLASHING OVER WATERPROOFING
25
R1 B1
C/L OF MULLION
400
65
125
50
165
SIM. W3 A1
2% SLOPE MIN.
LEVEL 13
FACE OF BRICK BEYOND
300
25
40
T/O ALUMINUM BAND
400
25
EXTERIOR
420
370
95
300
300
FIRE STOP WITH SMOKE SEAL
PRE-FINISHED ALUMINUM SLAB COVER
80
200
SEALANT AND BACKER ROD
U/S OF CONC.
25
20
A/VB SEALANT
SHELF-ADHERED MEMBRANE OVER FLASHING ON SLAB FACE
SEALANT
SPRAYED FOAM INSULATION
SPRAYED FOAM INSULATION AND SEAL AROUND DUCTWORK
300
PREFINISHED METAL LOUVER IN WINDOW SYSTEM (REFER TO ELEVATIONS FOR LOCATION)
C/L OF MULLION
DRYWALL BULKHEAD
SPRAYED FOAM INSULATION AND SEAL AROUND DUCTWORK
A/VB SEALANT
A1 E
NOTE: PROVIDE SOUND ATTENUATION BATT INSULATION AROUND ALL MECHANICAL EQUIPMENT
W3 -
SUITE

Window Wall Bypass & Pre-Fin. Alum. Slab Cover @ Level 13 4
SCALE 1:5 A7-14

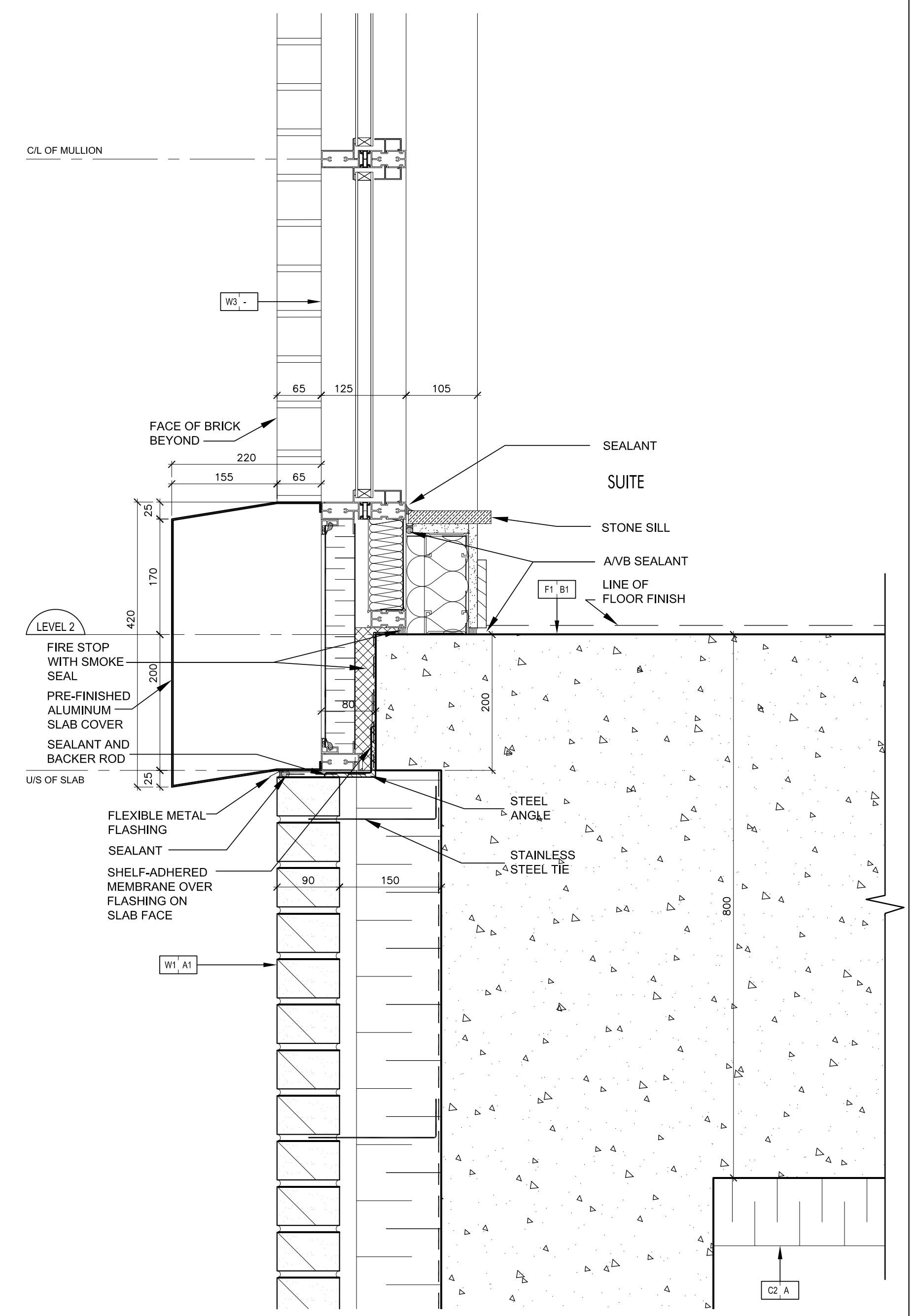
C/L OF MULLION
W3 -
65
125
105
FACE OF BRICK BEYOND
220
155
65
SEALANT
SUITE
25
STONE SILL
170
A/VB SEALANT
F1 B1
LINE OF FLOOR FINISH
LEVEL 2
420
FIRE STOP WITH SMOKE SEAL
200
PRE-FINISHED ALUMINUM SLAB COVER
80
200
SEALANT AND BACKER ROD
U/S OF SLAB
25
STEEL ANGLE
FLEXIBLE METAL FLASHING
SEALANT
STAINLESS STEEL TIE
SHELF-ADHERED MEMBRANE OVER FLASHING ON SLAB FACE
90
150
800
W1 A1
C2 A

Pre-Fin. Alum. Slab Cover @ Window Wall & Brick Wall-Level 2 3
SCALE 1:5 A7-14

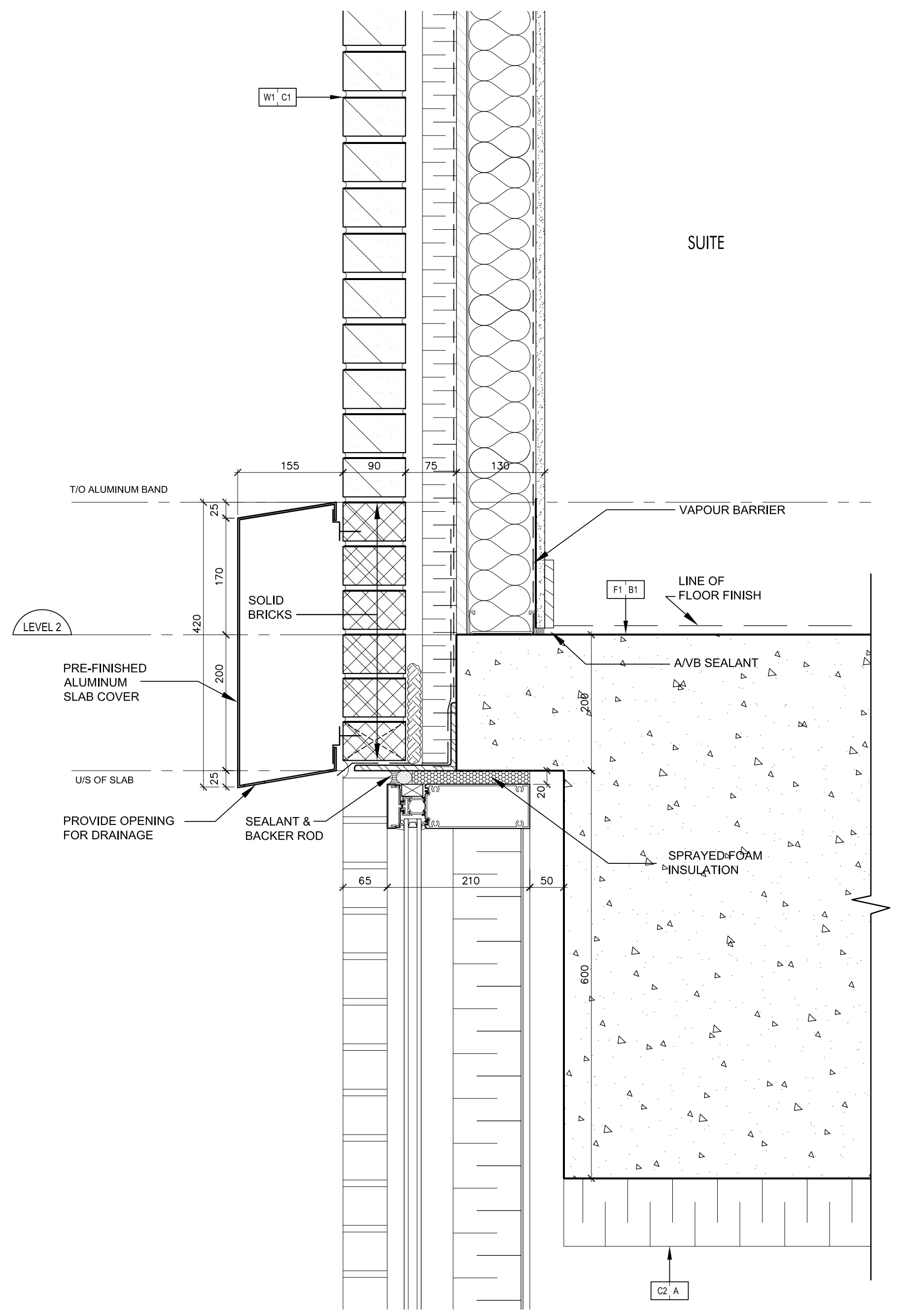
W1 C1
SUITE
155
90
75
130
T/O ALUMINUM BAND
25
VAPOUR BARRIER
170
SOLID BRICKS
F1 B1
LINE OF FLOOR FINISH
LEVEL 2
420
PRE-FINISHED ALUMINUM SLAB COVER
200
A/VB SEALANT
200
U/S OF SLAB
25
20
PROVIDE OPENING FOR DRAINAGE
SEALANT & BACKER ROD
SPRAYED FOAM INSULATION
65
210
50
600
C2 A

Pre-Fin. Alum. Slab Cover @ Brick Wall & Curtain Wall-Level 2 2
SCALE 1:5 A7-14

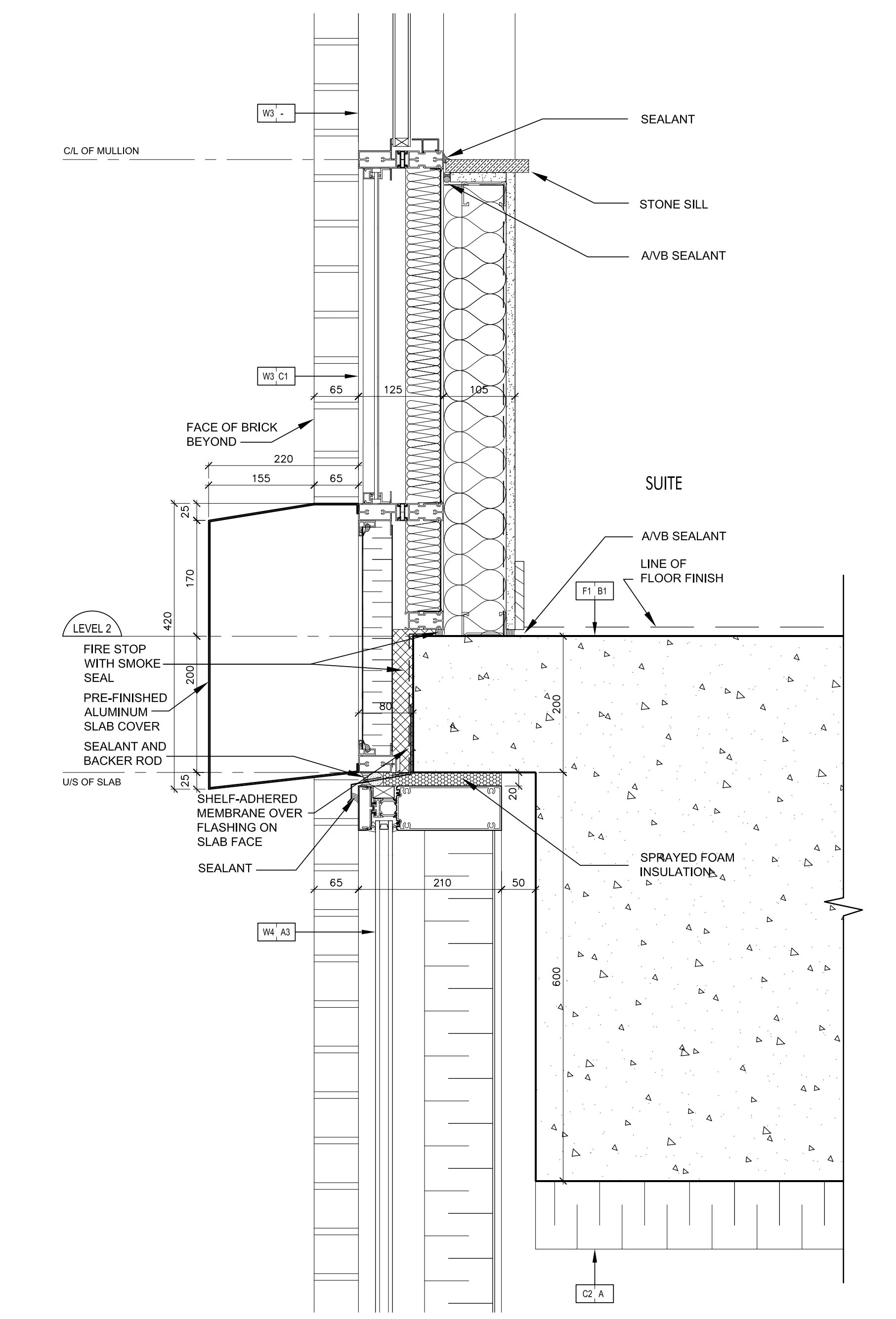
W3 -
SEALANT
C/L OF MULLION
STONE SILL
A/VB SEALANT
W3 C1
65
125
105
FACE OF BRICK BEYOND
220
155
65
SUITE
25
A/VB SEALANT
LINE OF FLOOR FINISH
170
F1 B1
LEVEL 2
420
FIRE STOP WITH SMOKE SEAL
200
PRE-FINISHED ALUMINUM SLAB COVER
80
200
SEALANT AND BACKER ROD
U/S OF SLAB
25
20
SHELF-ADHERED MEMBRANE OVER FLASHING ON SLAB FACE
SEALANT
SPRAYED FOAM INSULATION
65
210
50
W4 A3
600
C2 A

Pre-Fin. Alum. Slab Cover @ Window Wall & Curtain Wall-Level 2 1
SCALE 1:5 A7-14

Contractor Must Check And Verify All Dimensions On The Job.

Do Not Scale The Drawings.

All Drawings, Specifications And Related Documents Are The Copyright Of The Architect And Must Be Returned Upon Request.

Reproduction Of Drawings, Specifications And Related Documents In Part Or Whole Is Forbidden Without The Architects Written Permission.

This Drawing Is Not To Be Used For Construction Until Signed ByThe Architect.

Date: October 15, 2015

ONTARIO ASSOCIATION OF ARCHITECTS
CARLOS ANTUNES
LICENCE
4890
SEAL MUST BE SIGNED TO BE VALID
Tender

KIRKOR ARCHITECTS + PLANNERS
20 Martin Ross Avenue, Toronto, Ontario, M3J 2K8
T(416) 665-6060, F(416) 665-1234, www.kirkorarchitects.com

No.:	Revision	Date

1.	Tender	Oct. 15, 2015
No	Issued For	Date

AQUAVISTA
AT BAYSIDE TORONTO

Drawing Title
Section Details

Project
Hines TRIDEL
AQUAVISTA
Block 3 - R3 & R4
263 Queens Quay East
Toronto, ON

Scale
1:5
Drawn by
S.D.
Checked by
C.A.
Project No.
13148
Date
October 15, 2015
Drawing No.
A7-14