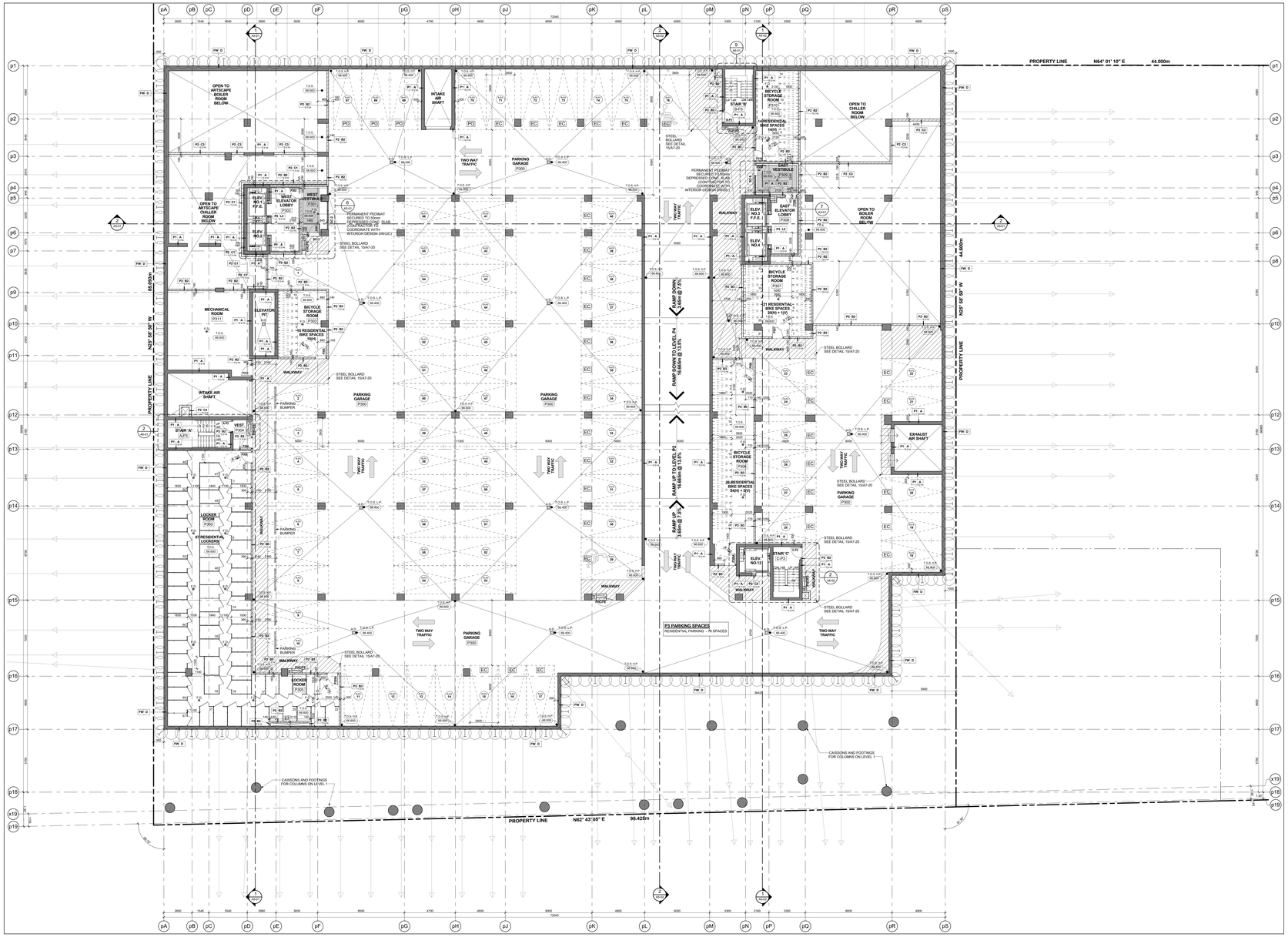

Level P3 - Ungerground Parking Garage (Level C) 7 A2-02
Scale: 1 : 100

TYPICAL BICYCLE PARKING SPACE:

WALKWAY MINIMUM 1800mm
VERTICAL PARKING SPACE 1200mm (L) x 600mm (W)
HORIZTON PARKING SPACE 1800mm (L) x 600mm (W)

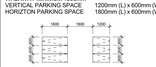

Typical Bicycle Parking Space Legend 3 A2-02

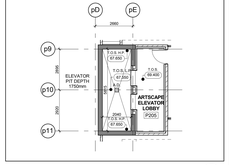

Elevator Pit - Artscape Elevators 5 & 6 6 A2-02
Scale: 1 : 100

GENERAL NOTES LEGEND

C.B.	CATCH BASIN
A.D.	AREA DRAIN
F.D.	FLOOR DRAIN
R.D.	ROOF DRAIN
S.D.	SCUPPER DRAIN
T.D.	TRENCH DRAIN
L.D.	LANDCAPE DRAIN
M.C.	MEDICINE CABINET
T.O.S.L.P. (000.000)	TOP OF CONCRETE SLAB - LOW POINT
T.O.S.H.P. (000.000)	TOP OF CONCRETE SLAB - HIGH POINT
T.O.W. (000.000)	TOP OF CONCRETE WALL
T.O.C. (000.000)	TOP OF CONCRETE CURB
T.O.S. (000.000)	TOP OF CONCRETE SLAB
XXX	SPRINKLERED WINDOW ASSEMBLY
	DENOTES CHAIN LINK FENCE
XXX	EXISTING SPOT ELEVATION
+ XXX	PROPOSED FINISHED SPOT ELEVATION
+ XXX	PROPOSED FINISHED SPOT ELEVATION RELATIVE TO GROUND FLOOR ELEVATION
+ XXX	PROPOSED LANDSCAPE ELEVATION
XX XX	WALL TYPE & FIRE RATING (SEE AB-SCHEDULES & A7-DETAILS)
XXX	ROOM NUMBER (SEE AB-SCHEDULES FOR ROOM FINISH SCHEDULES)
XX XX	FLOOR/CEILING ASSEMBLY TYPE (SEE AB-SCHEDULES & A7-DETAILS)
5	DOOR NUMBER (SEE AB-SCHEDULES FOR DOOR & FRAME SCHEDULES)
XX	RAILING TYPE (SEE A7-SECTIONS FOR DETAILS)
	HATCH DENOTES THERMAL INSULATION AND HEATED PLENUM TO U/S OF SLAB. REFER TO DETAIL 9/A9A-02 SHWA-02 (REFER TO PLANS AND SECTIONS FOR EXTENT)
	HATCH DENOTES THERMAL INSULATION TO U/S OF SLAB. REFER TO DETAIL 9/A9A-02 SHWA-02 OR 9/A9A-03 (REFER TO PLANS AND SECTIONS FOR EXTENT)
	HATCH DENOTES SUSPENDED ACOUSTIC CEILING. REFER TO DETAIL A1/A9A-02 , A1/A9A-02 , A1/DA-02 OR A1/A9A-02 (REFER TO PLANS AND SECTIONS FOR EXTENT)
	HATCH DENOTES ACOUSTIC CEILING TO U/S OF SLAB. REFER TO DETAIL 9/A9A-02 SHWA-02 (REFER TO PLANS AND SECTIONS FOR EXTENT)
	HATCH DENOTES HORIZONTAL FIRE RATED ENCLOSURE. REFER TO DETAIL 9/A9A-02, SHWA-02 OR SHCA-02 (REFER TO PLANS AND SECTIONS FOR EXTENT)
	HATCH DENOTES SOFFIT CEILING. REFER TO DETAIL 9/A9A-02 SHWA-02 OR 9/1A9-02 (REFER TO PLANS AND SECTIONS FOR EXTENT)
	HATCH DENOTES SUSPENDED GYPSUM OR T-BAR CEILING. REFER TO DETAIL 9/A9A-02 SHWA-02 (REFER TO INTERIOR DESIGN DRAWINGS FOR HEIGHTS AND DETAILS)
	HATCH DENOTES FLOOR PAINTED WALKWAY AND LINES. REFER TO PROPERTY STANDARDS (REFER TO PLANS FOR EXTENT)
LB UNIT TYPE / SIZE	LB = SUITE LEGAL NUMBER MB = MUNICIPAL NUMBER
	BARRIER FREE SUITE

General Notes Legend 2 A2-02

PARKING SIGNAGE LEGEND:

COVEX MIRROR LEGEND:

1. COLUMN / WALL-MOUNTED CONVEX MIRROR
2. CEILING-MOUNTED CONVEX MIRROR

SIGNAGE AND MARKINGS LEGEND:

- POST MOUNTED SIGN
- COLOUMN / WALL-MOUNTED SIGN
- 5 SIGN NUMBER
- 6 PAVEMENT MARKING SYMBOL

PAVEMENT MARKING LEGEND:

- 1 10cm SOLID YELLOW LINE
- 2 10cm SOLID WHITE LINE
- 3 60cm SOLID WHITE LINE
- 4 ARROWS AS SHOWN
- 5 30cm YELLOW HATCHING AT 1.2m ON CENTRE, UNLESS SHOW OTHERWISE

NOTES:

1. UNDERSIDES OF ALL SIGNS TO BE LOCATED 2.0m MINIMUM ABOVE TOP OF PAVEMENT OR TOP OF SIDEWALK, AS THE CASE MAY BE. EXCEPTIONS: HAZARD SIGN #4a-23L
2. ALL SIGNS AND PAVEMENT MARKINGS ARE PER "ONTARIO TRAFFIC MANUAL". SIGNAGE SCHEDULE DOES NOT INCLUDE THE HANDICAPPED SIGNS.

General Parking Signage Legend 5 A2-02

TYPICAL PARKING SPACE:

Drive Aisle @ 6m min.

NOTE: A - PROVIDE AN ADDITIONAL 300mm FOR PARKING SPACE WIDTH WHEN OBSTRUCTIONS OCCUR BETWEEN THE FRONT AND REAR 1500mm

TYPICAL PARKING SPACE:

Drive Aisle @ 5.5 m to less than 6m

NOTE: A - PROVIDE AN ADDITIONAL 300mm FOR PARKING SPACE WIDTH WHEN OBSTRUCTIONS OCCUR BETWEEN THE FRONT AND REAR 1500mm

HANDICAP PARKING SPACE:

Drive Aisle @ 6m min.

NOTE: A - PROVIDE AN ADDITIONAL 300mm FOR PARKING SPACE WIDTH WHEN OBSTRUCTIONS OCCUR BETWEEN THE FRONT AND REAR 1500mm

Typical Parking Space Legend 4 A2-02

GENERAL PARKING LEVEL NOTES

1- FOR ALL PARKING GARAGE REQUIREMENTS FOR PAINTING, LIGHTING LEVELS, ETC. SEE NOTES "STORAGE GARAGE CONFORMANCE REQUIREMENTS" ON DRAWING A6-04

2- ELEVATOR:

A. ELEVATOR SHAFT DIMENSIONS PROVIDED BY THE ELEVATOR CONSULTANT. A COPY OF THIS REPORT CAN BE OBTAINED FROM THE ARCHITECT. ALL SHAFT SIZES AND REQUIREMENTS WITH REQUIRED ELEVATOR SHOP DRAWINGS.

B. ELEVATOR PITS SHALL BE CO-ORDINATED WITH ELEVATOR SUPPLIER

C. ELEVATOR SHAFT WALLS TO BE CONSTRUCTED TO ACHIEVE A MINIMUM OF 1HR FIRE RESISTANCE RATING OF 120 MIN. ELEVATOR DOOR TO ACHIEVE A MINIMUM FIRE RESISTANCE RATING OF 120 MIN.

D. AN APPROVED FIRE STOP MATERIAL IS TO BE USED TO SEAL INTERSECTION TOP OF CONCRETE BLOCK AT FLOOR SLABS

E. ELEVATOR PIT LADDERS TO BE GALVANIZED STEEL AND EXTEND 1000mm ABOVE SILL. LADDERS TO BE SUPPLIED & INSTALLED BY GENERAL CONTRACTOR

3- REFER TO INTERIOR DESIGN DRAWINGS FOR VESTIBULES, ELEVATOR LOBBIES, INTERIOR FINISHES AND SPECIFICATIONS

4- ALL AIR SHAFTS SLABS SHOULD HAVE 2% SLOPE TOWARDS DRAIN.

5- ELEVATOR PIT SHOULD HAVE 2% SLOPE TOWARDS DRAIN.

6- PROVIDE 250X9M CHAMFER TO ALL CORNERS OF COLUMNS AND CONCRETE WALLS.

7- ALL SUMP PITS TO BE PRECAST WITH AIR TIGHT FRAME AND COVER.

8- FOR SAW CUT PATTERN, REFER TO STRUCTURAL DRAWINGS.

9- FOR UNDER FLOOR DRAINAGE SEE MECHANICAL DRAWINGS.

10- UNLESS OTHERWISE NOTED, ALL PARKING SPACES ARE 2.6M X 5.6M WITH 1.5M X 5.6M ACCESS AISLE. MINIMUM CLEARANCE IS 2.1M

11- PROVIDE INSULATED HEATED PLENUM TO UNDERSIDE OF GROUND FLOOR AS DENOTED BY SHADED AREA.

12- PROVIDE SEMI-RIGID NON-COMBUSTIBLE INSULATION TO U/S OF NON-RESIDENTIAL HEATED AREAS AS DENOTED BY SHADED AREA.

13- PROVIDE TRAFFIC TOPPING ON LEVELS P1, P2, AND P3 AS SPECIFIED. ADJUST CONCRETE TO SATISFY TRAFFIC TOPPING SYSTEM - AT ALL DOORS FROM PARKING GARAGE TO COMMON AREAS & LOCKER ROOMS, LOBBIES AND ELEVATORS. PROVIDE TRANSITION FROM TRAFFIC TOPPING TO INTERIOR TRANSITION FROM TRAFFIC TOPPING TO INTERIOR FINISH AT DOORS TO MECHANICAL ROOMS. REFER TO TRAFFIC TOPPING TO RESURFACE

14- PROVIDE 100mm HIGH CURB AROUND ALL SIDES OF ALL MECHANICAL, ELECTRICAL AND LOCKER ROOMS REFER TO MECHANICAL AND ELECTRICAL DRAWINGS.

15- FOR SHORING AND CASSON WALL LOCATION AND DETAILS REFER TO DRAWINGS PREPARED BY SHERWOOD ASSOCIATES.

16- PROVIDE PAINTED BLUE 600mm WIDE BAND, 950mm A.F.F., AT ALL COLUMN LOCATIONS WHERE HAVE A SECURITY PANIC ALARM STATION. REFER TO ELECTRICAL DRAWINGS FOR LOCATIONS. ARCHITECT AND ENGINEER TO APPROVE COLOUR

17- LOCKER ROOM NOTES:
PROVIDE 1.8M HIGH TO BE 1100mm (TYP.) LOCKERS TO BE CONSTRUCTED WITH WIRE MESH PARTITIONS WMM-B 2100mm HIGH PROVIDE WIRE MESH DOOR AND CEILING. ALL WIRE MESH CEILINGS TO BE 300mm BELOW SPRINKLER DIFFUSTOR THROUGHOUT.

REVIEW LOCKER ROOM LAYOUT PREPARED BY ARCHITECT AND INSTALLER TO PROVIDE INSTALLION SHOP DRAWINGS FOR REVIEW BY OWNER AND ARCHITECT.

BICYCLE SPACE NOTES:
ALL BICYCLE SPACES TO COMPLY WITH TORONTO BICYCLE BYLAW STANDARDS. HORIZONTAL RACKING SPACE 1800M X 1800M.
VERTICAL RACKING SPACE 1200M X 600M

18- AT ALL STAIR PRESSURIZATION SHAFT ENCLOSURES, NO SERVICES SHALL BE ALLOWED TO PENETRATE, OR PASS THRU THIS ENCLOSURE.

19- GARAGE WALLS, COLUMNS, DOORS ECT. SHALL BE PAINTED IN ACCORDANCE WITH TORONTO MUNICIPAL CODE PROPERTY STANDARDS.

20- PROVIDE ALL SIGNAGE, IDENTIFYING DEVICES AND HARDWARE AS SPECIFIED IN ACCORDANCE WITH TORONTO MUNICIPAL CODE PROPERTY STANDARDS 639-80, 639-81, 639-82 AND 639-83.

21- EC PARKING SPACE EQUIPPED WITH ELECTRICAL CONDUIT

22- PO PARKING SPACE EQUIPPED WITH POWER OUTLET

General Parking Level Notes 1 A2-02

Contractor Must Check And Verify All Dimensions On The Job.
Do Not Scale The Drawings.
All Drawings, Specifications And Related Documents Are The Copyright Of The Architect And Must Be Returned Upon Request.
Reproduction Of Drawings, Specifications And Related Documents In Part Or Whole Is Forbidden Without The Architects Written Permission.
The Drawing Is Not To Be Used For Construction Until Dated By The Architect.

Date: November 4, 2016

KIRKOR ARCHITECTS and PLANNERS
TORONTO
ONTARIO
SEAL MUST BE SIGNED TO BE VALID
Construction

KIRKOR ARCHITECTS + PLANNERS
20 Martin Ross Avenue, Toronto, Ontario, M3J 2K8
Tel 416 665-0065, Fax 416 665-7234, www.kirkorarchitects.com

No.:	Revision	Date
1	Artscape Change Notice	Aug. 25, 2015
2	Building Permit	June 12, 2015
3	Building Permit Resubmission	July 14, 2015
4.	Artscape Change Notice	Aug. 25, 2015
5.	Tender	Oct. 16, 2015
6.	Roofing Tender	Feb. 8, 2016
7.	Construction	Nov. 4, 2016
Rev.	Issued For	Date

AQUAVISTA AT BAYSIDE TORONTO

Drawing Title
Level P3 - Underground Parking Garage (Level C)

Project
Hines TRIDEL
AQUAVISTA
Block 3 - R3 & R4
263 Queens Quay East
Toronto, ON

Scale 1 : 100
Drawn by M.N.
Checked by C.A.
Project No. 13148
Date November 4, 2016
Drawing No. A2-02

Plot Date: 11/7/2016 4:04:48 PM File Path: C:\Users\rdescock\Documents\REVIT 2015 WORKING FILES\13148P2D~Model~Building R3~R4_rdescock.rvt