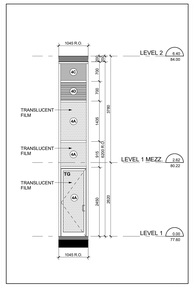

East Elevation - Part 4 (25, A4-04)
Scale: 1 : 50

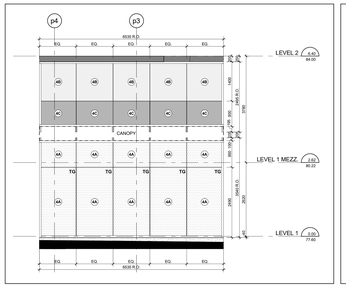

East Elevation - Part 3 (24, A4-04)
Scale: 1 : 50

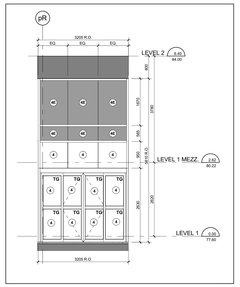

East Elevation - Part 2 (23, A4-04)
Scale: 1 : 50

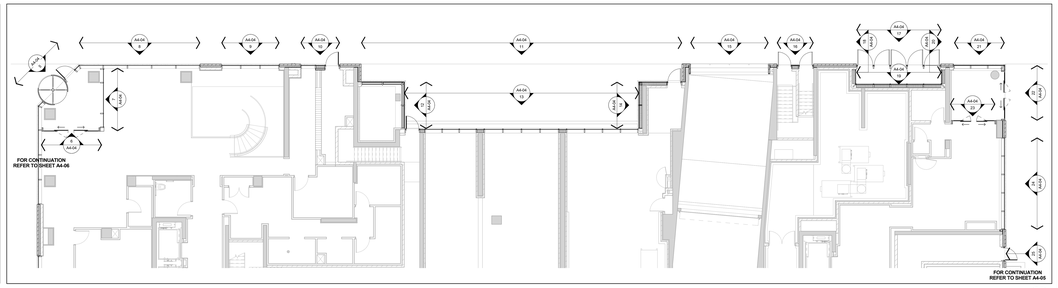

Window Schedule Partial Floor Plan - Level 1 (4, A4-04)
Scale: 1 : 100

TYPICAL WINDOW SCHEDULE NOTES:

1. ADD 10MM CAULKING ALLOWANCE ON EIMS OR BETWEEN SIDES OF WINDOW OPENING.
2. CO-ORDINATE WITH ELECTRICAL FOR LOCATION OF ELECTRICAL OUTLETS.
3. CO-ORDINATE COLOUR LOCATIONS WITH MECHANICAL DRAWINGS.
4. CO-ORDINATE WITH ARCHITECTURAL DRAWINGS FOR ALL ROOF SUPPORT.
5. CO-ORDINATE BALCONY/TERRACE ELECTRICAL OUTLETS WITH ELECTRICAL DRAWINGS.

OBC REQUIREMENTS

9.7.2. WINDOW STANDARDS
9.7.2.1. WINDOW STANDARD
(9) WINDOWS SHALL CONFORM TO:
(a) CAN/CSA-A440 "WINDOWS",
(b) THE CSA/CSA-A440.1 "USER SELECTION GUIDE TO CSA STANDARD CAN/CSA-A440-00 WINDOWS".
9.7.3. GLASS
9.7.3.1. GLASS STANDARDS
(1) GLASS SHALL CONFORM TO:
(a) CAN/CGSB-12.1-M "TUBES OF LAMINATED SAFETY GLASS",
(b) CAN/CGSB-12.2-M "FLAT, CLEAR SHEET GLASS",
(c) CAN/CGSB-12.3-M "FLOAT GLASS",
(d) CAN/CGSB-12.8-M "HEAT-ABSORBING GLASS",
(f) CAN/CGSB-12.9-M "INSULATING GLASS UNITS",
(g) CAN/CGSB-12.10-M "GLAZING GLASS FOR ELECTRICAL",
(h) CAN/CGSB-12.11-M "WIRED SAFETY GLASS", OR
(i) ASTM E2190, "INSULATING GLASS UNIT PERFORMANCE AND EVALUATION".
9.7.3.2. GLASS IN WINDOWS
(1) GLASS IN WINDOWS, SLOPED GLAZING AND SKYLIGHTS SHALL BE DESIGNED IN CONFORMANCE WITH CAN/CSSB-12.20-M, "STRUCTURAL DESIGN OF GLASS FOR BUILDINGS".
9.7.4. SEALING COMPOUND
9.7.4.1. SEALING COMPOUND
(1) SEALING COMPOUND USED TO SEAL THE GLASS COMPONENT OF A FACTORY-SEALED DOUBLE-GLAZED UNIT TO THE SASH COMPONENT SHALL BE COMPATIBLE WITH THE MATERIAL USED TO EDGE SEAL THE GLASS COMPONENT.

9.7.5.4. WINDOWS ABOVE THE SECOND STOREY
(1) WINDOWS IN PUBLIC AREAS THAT EXTEND TO LESS THAN 1.500 MM FROM THE FLOOR AND ARE LOCATED ABOVE THE SECOND STOREY SHALL BE PROTECTED BY GUARDS IN ACCORDANCE WITH SUBSECTION 9.8., OR
(2) PROTECTED BY GUARDS IN ACCORDANCE WITH SUBSECTION 9.8., OR
(3) NON-OPENABLE AND DESIGNED TO WITHSTAND THE LATERAL DESIGN LOADS FOR GUARDS AS PROVIDED IN ARTICLES 4.1.5.10.
9.7.6. RESISTANCE TO FORCED ENTRY
9.7.6.1. FORCED ENTRY THROUGH WINDOWS
(1) EXCEPT AS PROVIDED IN SENTENCE (2), A WINDOW OF WHICH IS LOCATED WITHIN 2.000 MM OF ADJACENT GROUND LEVEL, SHALL COMPLY WITH THE REQUIREMENTS FOR RESISTANCE TO FORCED ENTRY AS DESCRIBED IN CLAUSE 10.13 OF CAN/CSA-A440.M, "WINDOWS".
9.8.8.1. HEIGHT OF GUARDS
(1) EXCEPT AS PROVIDED IN SENTENCES (2) AND (3), EVERY SURFACE TO WHICH ACCESS IS PROVIDED FOR OTHER THAN MAINTENANCE PURPOSES, INCLUDING BUT NOT LIMITED TO FLOATS OF STEPS AND RAMPS, EXTERIOR LANDINGS, PORCHES, BALCONIES, GALLERIES AND RAMPS, SHALL BE GUARDED IF IT IS LOCATED ABOVE ANY ADJACENT SURFACE WITHIN 1.200 MM HORIZONTALLY AND
(a) THERE IS A DIFFERENCE IN ELEVATION OF MORE THAN 600 MM BETWEEN THE WALKING SURFACE AND THE ADJACENT SURFACE, OR
(b) THE ADJACENT SURFACE WITHIN 1.2 M FROM THE WALKING SURFACE HAS A SLOPE OF MORE THAN 1 IN 2.
(2) GUARDS SHALL BE REQUIRED
(a) AT LOADING DOCKS,
(b) AT FLOOR PITS IN REPAIR GARAGES, OR
(c) AT PLATFORMS USED FOR SERVICE AND MAINTENANCE PURPOSES ONLY.
(3) WHEN AN INTERIOR STAIR HAS MORE THAN 2 RISERS OR AN INTERIOR RAMP RISES MORE THAN 400 MM, THE SIDES OF THE STAIR OR RAMP FROM THE LANDING OR FLOOR LEVEL AROUND THE STAIRWELL OR RAMP SHALL BE PROTECTED BY A GUARD ON EACH SIDE THAT IS NOT PROTECTED BY A WALL.
9.8.8.5. HEIGHT OF GUARDS
(5) EXCEPT AS PROVIDED IN SENTENCES (3) TO (4), ALL GUARDS SHALL BE NOT LESS THAN 1.070 MM HIGH.
(6) EXCEPT AS PROVIDED IN SENTENCES (7) TO (9), ALL GUARDS SHALL BE
(a) EXTERIOR GUARDS SERVING NOT MORE THAN ONE DWELLING UNIT SHALL BE NOT LESS THAN 800 MM HIGH WHERE THE WALKING SURFACE SERVED BY THE GUARD IS NOT MORE THAN 1 800 MM ABOVE THE FINISHED GROUND LEVEL,
(b) EXTERIOR GUARDS SERVING MORE THAN ONE DWELLING UNIT SHALL BE NOT LESS THAN 1 070 MM HIGH,
(c) THE HEIGHT OF GUARDS FOR FLOATS OF STEPS SHALL BE MEASURED VERTICALLY FROM A LINE DRAWN THROUGH THE LEADING EDGE OF THE TREADS SERVED BY THE GUARD.
9.8.8.6. GUARD OPENINGS
(1) GLASS IN GUARDS SHALL BE
(a) SAFETY GLASS OF THE LAMINATED OR TEMPERED TYPE CONFORMING TO CAN/CGSB-12.1-M, "TEMPERED OR LAMINATED SAFETY GLASS",
(b) WIRED GLASS CONFORMING TO CAN/CGSB-12.11-M, "WIRED SAFETY GLASS".

12.3.3.11. WINDOWS AND GLAZING
(5) EXCEPT AS PROVIDED IN SENTENCES (2) AND (3), WINDOWS AND ALL GLAZING THAT SEPARATES HEATED SPACE FROM UNHEATED SPACE OR THE EXTERIOR SHALL CONFORM TO ARTICLES 12.3.2.6. AND 12.3.2.8.
(6) EXCEPT AS PROVIDED IN SENTENCE (7), WINDOWS AND ALL GLAZING, INCLUDING GLAZING FOR DOORS AND SKYLIGHTS, THAT SEPARATES HEATED SPACE FROM UNHEATED SPACE OR THE EXTERIOR SHALL, NOT EXCEED 20 PER CENT OF THE FLOOR AREA OF THE STOREY SERVED BY THE GLAZED AREAS AND SHALL NOT EXCEED 40 PER CENT OF THE TOTAL AREA OF THE WALLS OF THAT STOREY SERVED BY THE GLAZED AREAS, EXCLUDING THE AREA OF THE WALLS OF THE TOP STOREY OF A BUILDING, OR THE GLAZED PORTION OF THE WALL IS CALCULATED AS 3TI PROJECTED AREA ON A VERTICAL PLANE.
(7) EXCEPT AS PROVIDED IN SENTENCE (8), THE AREA OF GLAZING THAT CONTAINS GLASS OR THAT HAS A SHADING COEFFICIENT OF MORE THAN 0.70 THAT IS UNSHADED IN THE WINTER AND FACES A DIRECTION WITHIN 45° OF DUE SOUTH MAY BE ASSUMED TO BE 50 PERCENT OF THE AREA OF GLAZING THAT FACES DUE SOUTH, PROVIDED THAT THE GLAZING IS SHADED IN THE SUMMER BY AN OVERHANG WITH A SYSTEM THAT IS CAPABLE OF DISTRIBUTING THE SOLAR HEAT GAIN FROM SUCH GLAZED AREAS THROUGHOUT THE BUILDING FOR THE PURPOSE OF DETERMINING WHETHER OR NOT THE GLAZING IS SHADED IN THE WINTER, THE SHADING SHALL BE CALCULATED USING THE NOON SUN ANGLES OF JANUARY 21.
(8) SENTENCE (6) SHALL NOT APPLY WHERE THE BUILDING IS DESIGNED TO BE COOLED UNLESS THE GLAZING DESCRIBED IN SENTENCE (6) IS SHADED IN THE SUMMER WITH EXTERIOR DEVICES. FOR THE PURPOSE OF DETERMINING WHETHER OR NOT THE GLAZING IS SHADED IN THE SUMMER, THE SHADING SHALL BE CALCULATED USING THE NOON SUN ANGLES OF JUNE 21.
12.3.3.12. AIR INFILTRATION
(5) WINDOWS THAT SEPARATE HEATED SPACE FROM UNHEATED SPACE OR THE EXTERIOR SHALL BE DESIGNED TO LIMIT THE RATE OF AIR INFILTRATION TO NOT MORE THAN 0.25 L/S PER EACH SQUARE METRE OF DOOR AREA WHEN TESTED IN CONFORMANCE WITH SENTENCE (1).
CONFORMANCE WITH ARTICLES "DETERMINING THE RATE OF AIR LEAKAGE THROUGH EXTERIOR WINDOWS, CURTAIN WALLS, AND DOORS UNDER SPECIFIED PRESSURE DIFFERENCES ACROSS THE SPECIMEN".
(6) EXCEPT AS PROVIDED IN SENTENCE (7), WINDOWS AND ALL GLAZING THAT SEPARATE HEATED SPACE FROM UNHEATED SPACE OR THE EXTERIOR SHALL BE DESIGNED TO LIMIT AIR INFILTRATION TO NOT MORE THAN 0.3 L/S PER EACH SQUARE METRE OF DOOR AREA WHEN TESTED IN CONFORMANCE WITH SENTENCE (1).
(7) EXCEPT AS PROVIDED IN SENTENCE (8), GLAZING STAMPED ON ALL EDGES AND PROTECTED WITH A STORM DOOR OR BY AN ENCLOSED UNHEATED SPACE, EXTERIOR SWING TYPE DOOR ASSEMBLIES FOR DWELLING UNITS, INDIVIDUAL 7 RENTED HOTEL ROOMS AND SUITES SHALL BE DESIGNED TO LIMIT THE RATE OF AIR INFILTRATION TO NOT MORE THAN 0.35 L/S FOR EACH SQUARE METRE OF DOOR AREA WHEN TESTED IN CONFORMANCE WITH SENTENCE (1).
(8) DOOR ASSEMBLIES OTHER THAN THOSE DESCRIBED IN SENTENCES (2) AND (3), THAT SEPARATE HEATED SPACE FROM UNHEATED SPACE OR THE EXTERIOR SHALL BE DESIGNED TO LIMIT THE RATE OF AIR INFILTRATION TO NOT MORE THAN 17 L/S FOR EACH METRE OF DOOR SPECIFIED IN CONFORMANCE WITH SENTENCE (1).
(9) CAULKING MATERIAL TO REDUCE AIR INFILTRATION SHALL COMPLY WITH THE REQUIREMENTS IN ARTICLES 9.27.4.1. AND 9.27.4.2. OTHER LOCATIONS WHERE THERE IS A POSSIBILITY OF AIR LEAKAGE INTO HEATED SPACES IN A BUILDING THROUGH THE EXTERIOR WALLS, SUCH AS AT UTILITY PENETRATIONS, SHALL BE CAULKED OR SEALED TO LIMIT AIR LEAKAGE TO THE EXTENT REASONABLE.
(10) AIR LEAKAGE BETWEEN HEATED SPACE AND ADJACENT ROOF OR ATTIC SPACE CAUSED BY THE PENETRATION OF SERVICES SHALL BE RESTRICTED IN CONFORMANCE WITH THE REQUIREMENTS OF SUBSECTION 9.25.3.

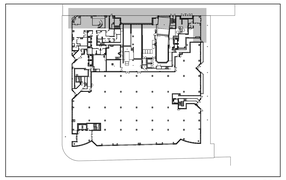

Window Schedule Key Plan - Level 1 (2, A4-04)
NTS

WINDOW SCHEDULE LEGEND

13148 - AQUAVISTA
UPDATED: FEBRUARY 16, 2016

3	PREFINISHED ALUMINUM WINDOW WALL: VISION PANEL	ALUM. COLOUR:	EXTERIOR - PPG UC7518F DURANAR GREY VELVET INTERIOR - #1295 DURACRON WHITE
		GLASS TYPE:	CLEAR INNER & OUTER LITE, GUARDIAN SUNGUARD - SUPERNEUTRAL SN04 ON SURFACE 2
3A	PREFINISHED ALUMINUM WINDOW WALL: VISION PANEL FRIT PATTERN	ALUM. COLOUR:	EXTERIOR - PPG UC7518F DURANAR GREY VELVET INTERIOR - #1295 DURACRON WHITE
		GLASS TYPE:	CLEAR INNER & OUTER LITE, GUARDIAN SUNGUARD - SUPERNEUTRAL SN04 ON SURFACE 2 WHITE FRIT 3MM DIAMETER DOTS IN 10CM SQUARE PATTERN ON SURFACE 3
3B	PREFINISHED ALUMINUM WINDOW WALL: OPERABLE AWNING	ALUM. COLOUR:	EXTERIOR - PPG UC7518F DURANAR GREY VELVET INTERIOR - #1295 DURACRON WHITE
		GLASS TYPE:	CLEAR INNER & OUTER LITE, GUARDIAN SUNGUARD - SUPERNEUTRAL SN04 ON SURFACE 2
3C	PREFINISHED ALUMINUM WINDOW WALL: OPERABLE AWNING FRIT PATTERN	ALUM. COLOUR:	EXTERIOR - PPG UC7518F DURANAR GREY VELVET INTERIOR - #1295 DURACRON WHITE
		GLASS TYPE:	CLEAR INNER & OUTER LITE, GUARDIAN SUNGUARD - SUPERNEUTRAL SN04 ON SURFACE 2 WHITE FRIT 3MM DIAMETER DOTS IN 10CM SQUARE PATTERN ON SURFACE 3
3D	PREFINISHED ALUMINUM WINDOW WALL: GLASS SPANDREL PANEL	ALUM. COLOUR:	EXTERIOR - PPG UC7518F DURANAR GREY VELVET INTERIOR - #1295 DURACRON WHITE
		GLASS TYPE:	CLEAR IN OUTER LITE
		COLOUR:	SOLID FRIT VIRACON SUBDUED GRAY VISO ON SURFACE 2
3E	PREFINISHED ALUMINUM WINDOW WALL: METAL SPANDREL PANEL	ALUM. COLOUR:	EXTERIOR - PPG UC7518F DURANAR GREY VELVET INTERIOR - #1295 DURACRON WHITE
		METAL PANEL:	PPG UC7518F DURANAR GREY VELVET
3F	PREFINISHED ALUMINUM WINDOW WALL: METAL LOUVER	ALUM. COLOUR:	EXTERIOR - PPG UC7518F DURANAR GREY VELVET INTERIOR - #1295 DURACRON WHITE
		METAL LOUVER:	PPG UC7518F DURANAR GREY VELVET
3G1	PREFINISHED ALUMINUM WINDOW WALL: METAL SLAB COVER - PROFILE 40x420mm	ALUM. COLOUR:	EXTERIOR - PPG UC7518F DURANAR GREY VELVET INTERIOR - #1295 DURACRON WHITE
		SLAB COVER:	PPG UC1867SSL DURANAR XL STEEL SILVER CITY
3G2	PREFINISHED ALUMINUM WINDOW WALL: METAL SLAB COVER - PROFILE 105x420mm	ALUM. COLOUR:	EXTERIOR - PPG UC7518F DURANAR GREY VELVET INTERIOR - #1295 DURACRON WHITE
		SLAB COVER:	PPG UC1867SSL DURANAR XL STEEL SILVER CITY
3G3	PREFINISHED ALUMINUM WINDOW WALL: METAL SLAB COVER - PROFILE 220x420mm	ALUM. COLOUR:	EXTERIOR - PPG UC7518F DURANAR GREY VELVET INTERIOR - #1295 DURACRON WHITE
		SLAB COVER:	PPG UC1867SSL DURANAR XL STEEL SILVER CITY
3H	PREFINISHED ALUMINUM WINDOW WALL: OPERABLE WINDOW - VISION PANEL	ALUM. COLOUR:	EXTERIOR - PPG UC7518F DURANAR GREY VELVET INTERIOR - #1295 DURACRON WHITE
		GLASS TYPE:	CLEAR INNER & OUTER LITE, GUARDIAN SUNGUARD - SUPERNEUTRAL SN04 ON SURFACE 2
3J	PREFINISHED ALUMINUM WINDOW WALL: OPERABLE WINDOW - GLASS SPANDREL PANEL	ALUM. COLOUR:	EXTERIOR - PPG UC7518F DURANAR GREY VELVET INTERIOR - #1295 DURACRON WHITE
		GLASS TYPE:	CLEAR IN OUTER LITE
		COLOUR:	SOLID FRIT VIRACON SUBDUED GRAY VISO ON SURFACE 2
3K	PREFINISHED ALUMINUM WINDOW WALL: OPERABLE WINDOW - METAL LOUVER	ALUM. COLOUR:	EXTERIOR - PPG UC7518F DURANAR GREY VELVET INTERIOR - #1295 DURACRON WHITE
		METAL LOUVER:	PPG UC7518F DURANAR GREY VELVET
4	PREFINISHED STOREFRONT CURTAINWALL: VISION PANEL (GROUND FLOOR)	ALUM. COLOUR:	EXTERIOR - PPG UC7518F DURANAR GREY VELVET INTERIOR - PPG UC7518F DURANAR GREY VELVET
		GLASS TYPE:	CLEAR INNER & OUTER LITE, GUARDIAN SUNGUARD - SUPERNEUTRAL SN68 ON SURFACE 2
4A	PREFINISHED STOREFRONT CURTAINWALL: VISION PANEL FRIT PATTERN (GROUND FLOOR)	ALUM. COLOUR:	EXTERIOR - PPG UC7518F DURANAR GREY VELVET INTERIOR - PPG UC7518F DURANAR GREY VELVET
		GLASS TYPE:	CLEAR INNER & OUTER LITE, GUARDIAN SUNGUARD - SUPERNEUTRAL SN68 ON SURFACE 2 WHITE FRIT 5MM DIAMETER DOTS IN 10CM SQUARE PATTERN ON SURFACE 3
4B	PREFINISHED STOREFRONT CURTAINWALL: SHADOW BOX (GROUND FLOOR)	ALUM. COLOUR:	EXTERIOR - PPG UC7518F DURANAR GREY VELVET INTERIOR - PPG UC7518F DURANAR GREY VELVET
		GLASS TYPE:	CLEAR INNER & OUTER LITE, GUARDIAN SUNGUARD - SUPERNEUTRAL SN68 ON SURFACE 2
		COLOUR:	WHITE COLOUR PAINT ON ALUMINUM PAN BEHIND SURFACE 4
4C	PREFINISHED STOREFRONT CURTAINWALL: GLASS SPANDREL PANEL (GROUND FLOOR)	ALUM. COLOUR:	EXTERIOR - PPG UC7518F DURANAR GREY VELVET INTERIOR - PPG UC7518F DURANAR GREY VELVET
		GLASS TYPE:	CLEAR INNER & OUTER LITE, GUARDIAN SUNGUARD - SUPERNEUTRAL SN68 ON SURFACE 2
		COLOUR:	SOLID FRIT GREY VELVET ON SURFACE 3
4D	PREFINISHED STOREFRONT CURTAINWALL: METAL LOUVER (GROUND FLOOR)	ALUM. COLOUR:	EXTERIOR - PPG UC7518F DURANAR GREY VELVET INTERIOR - PPG UC7518F DURANAR GREY VELVET
		METAL LOUVER:	PPG UC7518F DURANAR GREY VELVET
4E	PREFINISHED STOREFRONT CURTAINWALL: METAL SPANDREL PANEL (GROUND FLOOR)	ALUM. COLOUR:	EXTERIOR - PPG UC7518F DURANAR GREY VELVET INTERIOR - PPG UC7518F DURANAR GREY VELVET
		METAL PANEL:	PPG UC7518F DURANAR GREY VELVET
4F	PREFINISHED STOREFRONT CURTAINWALL: VISION PANEL FRIT PATTERN (GROUND FLOOR)	ALUM. COLOUR:	EXTERIOR - PPG UC7518F DURANAR GREY VELVET INTERIOR - PPG UC7518F DURANAR GREY VELVET
		GLASS TYPE:	CLEAR INNER & OUTER LITE, GUARDIAN SUNGUARD - SUPERNEUTRAL SN68 ON SURFACE 3 GREY VELVET HORIZONTAL FRIT PATTERN ON SURFACE 2

LEGEND

BBQ	BBQ GAS CONNECTION - REFER TO MECHANICAL DRAWINGS
NPHB	NON FREEZE HOSE BIBB - REFER TO MECHANICAL DRAWINGS
WDR	WEATHERPROOF DUPLEX RECEPTACLE - REFER TO ELECTRICAL DRAWINGS
LF	LIGHT FIXTURE - REFER TO ELECTRICAL DRAWINGS
TG	TEMPERED GLASS

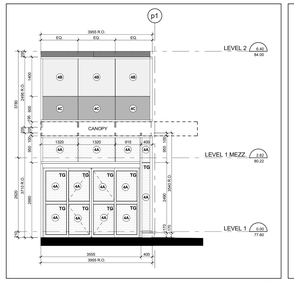

East Elevation - Part 1 (22, A4-04)
Scale: 1 : 50

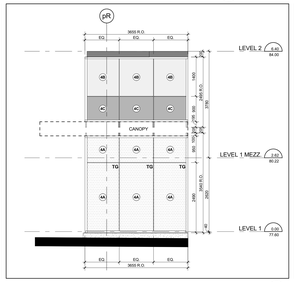

North Elevation - Part 17 (21, A4-04)
Scale: 1 : 50

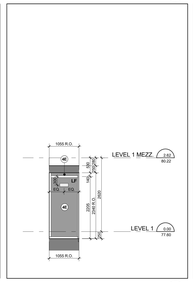

North Elevation - Part 16 (20, A4-04)
Scale: 1 : 50

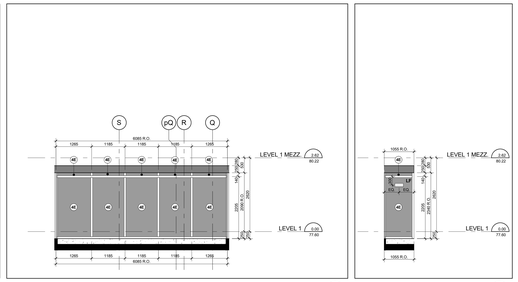

North Elevation - Part 15 (19, A4-04)
Scale: 1 : 50

North Elevation - Part 14 (18, A4-04)
Scale: 1 : 50

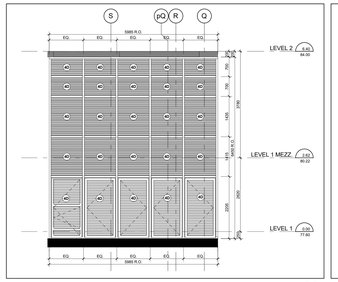

North Elevation - Part 13 (17, A4-04)
Scale: 1 : 50

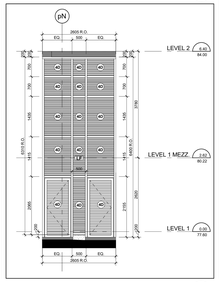

North Elevation - Part 12 (16, A4-04)
Scale: 1 : 50

Typical Window Schedule Notes (3, A4-04)
NTS

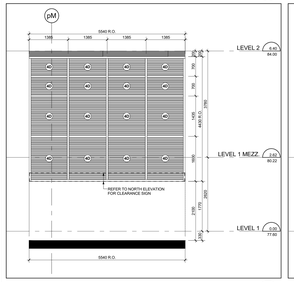

North Elevation - Part 11 (15, A4-04)
Scale: 1 : 50

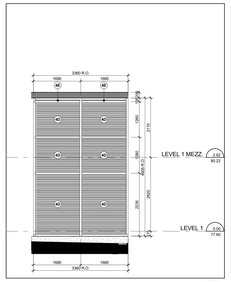

North Elevation - Part 10 (14, A4-04)
Scale: 1 : 50

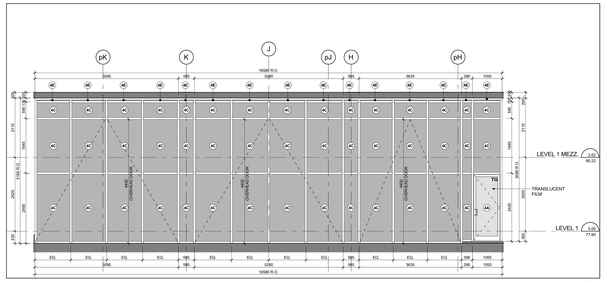

North Elevation - Part 9 (13, A4-04)
Scale: 1 : 50

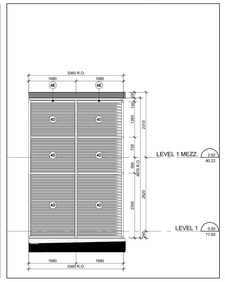

North Elevation - Part 8 (12, A4-04)
Scale: 1 : 50

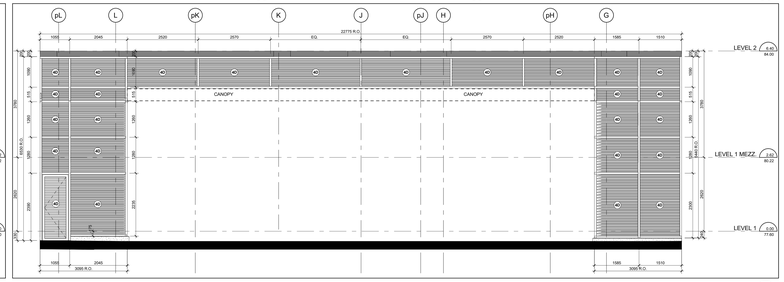

North Elevation - Part 7 (11, A4-04)
Scale: 1 : 50

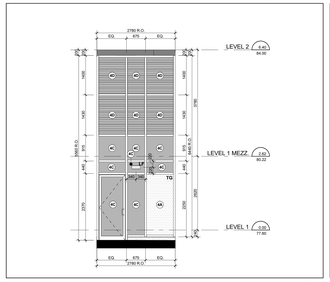

North Elevation - Part 6 (10, A4-04)
Scale: 1 : 50

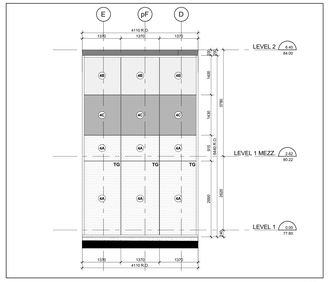

North Elevation - Part 5 (9, A4-04)
Scale: 1 : 50

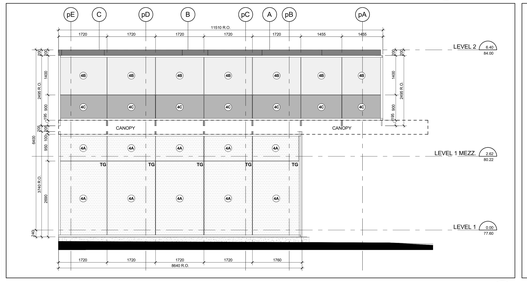

North Elevation - Part 4 (8, A4-04)
Scale: 1 : 50

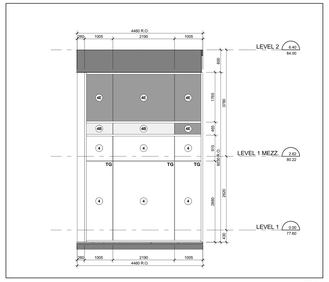

North Elevation - Part 3 (7, A4-04)
Scale: 1 : 50

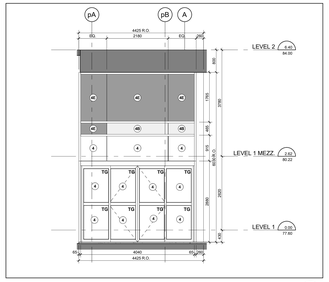

North Elevation - Part 2 (6, A4-04)
Scale: 1 : 50

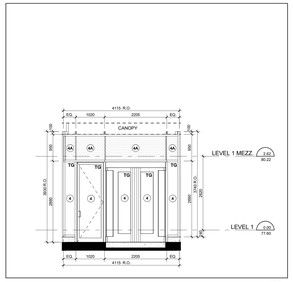

North Elevation - Part 1 (5, A4-04)
Scale: 1 : 50

Window Schedule Legend (1, A4-04)
NTS

Contractor Must Check And Verify All Dimensions On The Job.
Do Not Scale The Drawings.
All Drawings, Specifications And Related Documents Are The Copyright Of The Architect And Must Be Returned Upon Request.
Reproduction Of Drawings, Specifications And Related Documents In Part Or Whole Is Forbidden Without The Architects Written Permission.
The Drawing Is Not To Be Used For Construction Until Signed By The Architect.
Date: November 4, 2016

SEAL MUST BE SIGNED TO BE VALID
Construction

KIRKOR ARCHITECTS + PLANNERS
20 Martin Ross Avenue, Toronto, Ontario, M3J 2K8
Tel 00 65-0565, Fax 00 665-1234, www.kirkorarchitects.com

No.	Revision	Date
2	Construction	Nov. 4, 2016
1	Tender	Oct. 19, 2015

AQUAVISTA
AT BAYSIDE TORONTO

Drawing Title
Window Schedule - Level 1 - North & East Elevation

Project
Hines TRIDEL
AQUAVISTA
Block 3 - R3 & R4
263 Queens Quay East
Toronto, ON.

Scale	As indicated
Drawn by	E.V. / M.N.
Checked by	C.A.
Project No.	13148
Date	November 4, 2016
Drawing No.	A4-04

Plot Date: 11/2/2016 11:48:27 AM File Path: C:\Users\vdesock\Documents\REVIT 2015 WORKING FILES\2348MPZD-Model-Building R3-R4_vdesock.rvt