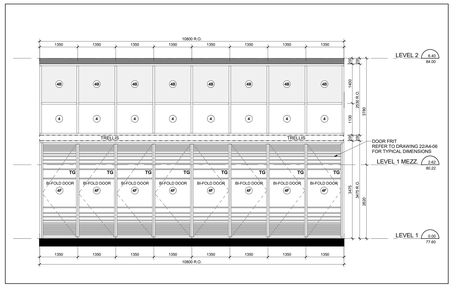

South Elevation - Part 4 21 A4-05
Scale: 1 : 50

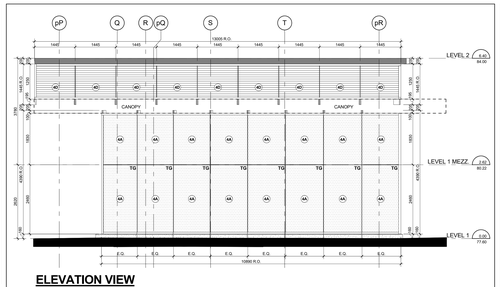

ELEVATION VIEW

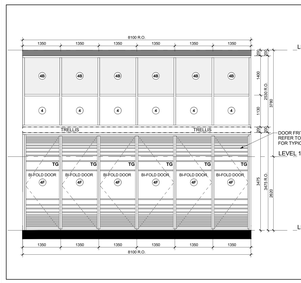

South Elevation - Part 3 20 A4-05
Scale: 1 : 50

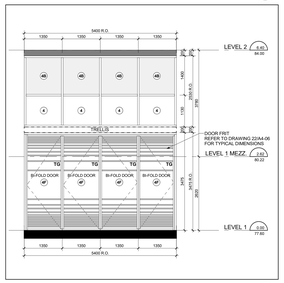

South Elevation - Part 2 19 A4-05
Scale: 1 : 50

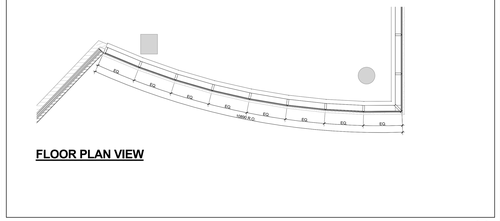

FLOOR PLAN VIEW

South Elevation - Part 1 18 A4-05
Scale: 1 : 50

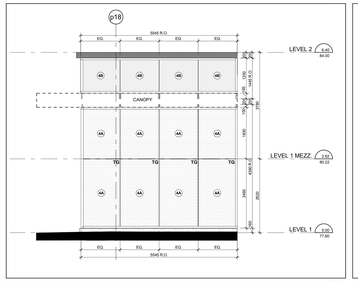

East Elevation - Part 17 17 A4-05
Scale: 1 : 50

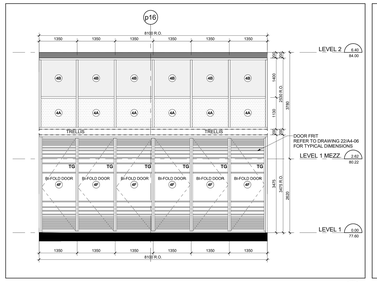

East Elevation - Part 16 16 A4-05
Scale: 1 : 50

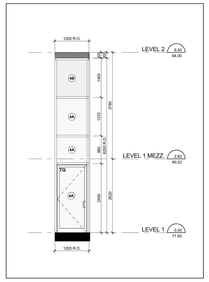

East Elevation - Part 15 - Level 1 15 A4-05
Scale: 1 : 50

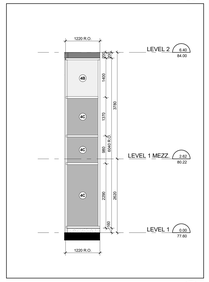

East Elevation - Part 14 14 A4-05
Scale: 1 : 50

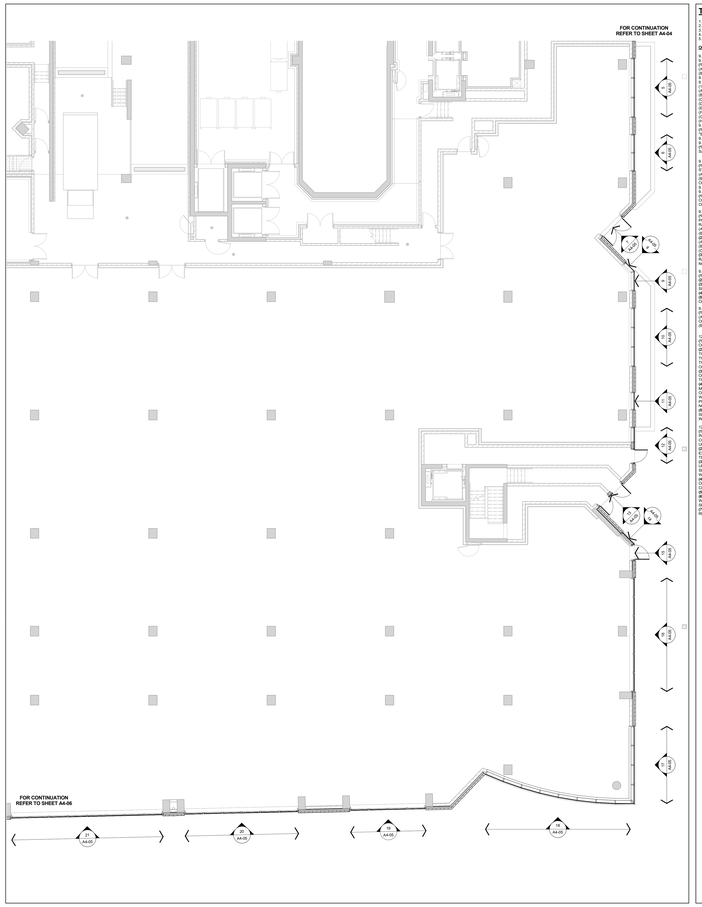

Window Schedule Partial Floor Plan - Level 1 4 A4-05
Scale: 1 : 100

TYPICAL WINDOW SCHEDULE NOTES:

1. ADD 150MM CAULKING BLOCKAGE ON THE OPEN SIDES OF WINDOW OPENING.
2. ADD 150MM CAULKING BLOCKAGE ON THE OPEN SIDES OF DOOR.
3. CO-ORDINATE CLOSER LOCATIONS WITH MECHANICAL DRAWINGS.
4. CO-ORDINATE ELECTRICAL OUTLETS WITH ELECTRICAL DRAWINGS.
5. CO-ORDINATE BALCONY/TERRACE ELECTRICAL OUTLETS WITH ELECTRICAL DRAWINGS.

OBC REQUIREMENTS

9.7.2. WINDOW STANDARDS
9.7.2.1. WINDOW STANDARD
(9) WINDOWS SHALL CONFORM TO:
(a) THE CAN/CSA-A440 SERIES,
(b) THE CAN/CSA-A440.1 "USER SELECTION GUIDE TO CSA STANDARD CAN/CSA-A440-00 WINDOWS".
9.7.3. GLAZING
9.7.3.1. GLASS STANDARDS
(1) GLASS SHALL CONFORM TO:
(a) CAN/CGSB-12.1-M "TEMPERED OR LAMINATED SAFETY GLASS",
(b) CAN/CGSB-12.2-M, "FLAT, CLEAR SHEET GLASS",
(c) CAN/CGSB-12.3-M, "FLOAT GLASS",
(d) CAN/CGSB-12.4-M, "HEAT-ABSORBING GLASS",
(e) CAN/CGSB-12.5-M, "INSULATING GLASS UNITS",
(f) CAN/CGSB-12.8-M, "WIRED GLASS, TEMPERED ELECTRIC",
(g) CAN/CGSB-12.11-M, "WIRED GLASS, SAFETY GLASS", OR
(h) ASTM E2190, "INSULATING GLASS UNIT PERFORMANCE AND EVALUATION".
(2) GLASS SHALL BE SELECTED:
(a) GLASS IN WINDOWS, SLOPED GLAZING AND SKYLIGHTS SHALL BE DESIGNED IN CONFORMANCE WITH CAN/CSB-12.20-M, "STRUCTURAL DESIGN OF GLASS FOR BUILDINGS",
9.7.4. SEALING COMPOUND
9.7.4.1. SEALING COMPOUND
(1) SEALING COMPOUND USED TO SEAL THE GLASS COMPONENT OF A FACTORY-SEALED DOUBLE-GLAZED UNIT TO THE SASH COMPONENT SHALL BE COMPATIBLE WITH THE MATERIAL USED TO EDGE SEAL THE GLASS COMPONENT.

9.7.5.4. WINDOWS ABOVE THE SECOND STOREY
(1) WINDOWS IN PUBLIC AREAS THAT EXTEND TO LESS THAN 1 000 MM FROM THE FLOOR AND ARE LOCATED ABOVE THE SECOND STOREY SHALL BE PROTECTED BY GUARDS IN ACCORDANCE WITH SUBSECTION 9.8.8., OR
(2) NON-OPENABLE AND DESIGNED TO WITHSTAND THE LATERAL DESIGN LOADS FOR GUARDS AS PROVIDED IN ARTICLES 4.1.5.10.
9.7.6.
9.7.6. RESISTANCE TO FORCED ENTRY
9.7.6.1. FORCED ENTRY THROUGH WINDOWS
(1) EXCEPT AS PROVIDED IN SUBSECTIONS (2) OF THIS SECTION, WINDOWS IN LOCATED WITHIN 3 000 MM OF ADJACENT GROUND LEVEL, SHALL CONFORM TO THE REQUIREMENTS FOR RESISTANCE TO FORCED ENTRY AS DESCRIBED IN CLAUSE 10.13 OF CAN/CSA-A440.M, "WINDOWS".
9.8. GUARDS, HANDRAILS
(1) EXCEPT AS PROVIDED IN SENTENCES (2) AND (3), EVERY SURFACE TO WHICH ACCESS IS PROVIDED FOR OTHER THAN MAINTENANCE PURPOSES, INCLUDING BUT NOT LIMITED TO FLIGHTS OF STEPS AND RAMPS, EXTERIOR LANDINGS, PORCHES, BALCONIES, GALLERIES AND RAMPS, SHALL BE PROTECTED BY A GUARD ON EACH SIDE THAT IS NOT PROTECTED BY A WALL, IF THERE IS:
(a) THERE IS A DIFFERENCE IN ELEVATION OF MORE THAN 600 MM BETWEEN THE WALKING SURFACE AND THE ADJACENT SURFACE, OR
(B) THE ADJACENT SURFACE WITHIN 1.2 M FROM THE WALKING SURFACE HAS A SLOPE OF MORE THAN 1 IN 2.
(2) GUARDS SHALL BE REQUIRED:
(A) AT LOADING DOCKS,
(B) AT FLOOR PITS IN REPAIR GARAGES, OR
(C) AT PLATFORMS, PITS AND SIMILAR MAINTENANCE PURPOSES ONLY.
(3) WHEN AN INTERIOR STAIR HAS MORE THAN 2 RISERS OR AN INTERIOR RAMP RISES MORE THAN 400 MM, THE SIDES OF THE STAIR OR RAMP THAT FORM LANDINGS OR FLOOR LEVEL AROUND THE STAIRWELL OR RAMP SHALL BE PROTECTED BY A GUARD ON EACH SIDE THAT IS NOT PROTECTED BY A WALL.
9.8.8.3. HEIGHT OF GUARDS
(5) EXCEPT AS PROVIDED IN SENTENCES (3) TO (4), ALL GUARDS SHALL BE NOT LESS THAN 1 070 MM HIGH.
(6) EXCEPT AS PROVIDED IN SENTENCES (7) TO (9), ALL GUARDS SHALL BE:
(b) EXTERIOR GUARDS SERVING NOT MORE THAN ONE DWELLING UNIT SHALL BE NOT LESS THAN 900 MM HIGH WHERE THE WALKING SURFACE SERVED BY THE GUARD IS NOT MORE THAN 1 800 MM ABOVE THE FINISHED GROUND LEVEL,
(c) EXTERIOR GUARDS SERVING MORE THAN ONE DWELLING UNIT SHALL BE NOT LESS THAN 1 070 MM HIGH,
(d) THE HEIGHT OF GUARDS FOR FLIGHTS OF STEPS SHALL BE MEASURED VERTICALLY FROM A LINE DRAWN THROUGH THE LEADING EDGE OF THE TREADS SERVED BY THE GUARD.
9.8.8.4. GLASS GUARDS
(1) GLASS IN GUARDS SHALL BE:
(a) SAFETY GLASS OF THE LAMINATED OR TEMPERED TYPE CONFORMING TO CAN/CGSB-12.1-M, "TEMPERED OR LAMINATED SAFETY GLASS",
(b) WIRED GLASS CONFORMING TO CAN/CGSB-12.1-M, "WIRED SAFETY GLASS",

12.3.3.11. WINDOWS AND GLAZING
(5) EXCEPT AS PROVIDED IN SENTENCES (2) AND (3), WINDOWS AND ALL GLAZING THAT SEPARATES HEATED SPACE FROM UNHEATED SPACE OR THE EXTERIOR SHALL CONFORM TO ARTICLES 12.3.2.6. AND 12.3.2.8.
(6) EXCEPT AS PROVIDED IN SENTENCES (7) AND (8), ALL WINDOWS AND GLAZING, INCLUDING GLAZING FOR DOORS AND SKYLIGHTS, THAT SEPARATES HEATED SPACE FROM UNHEATED SPACE OR THE EXTERIOR SHALL NOT EXCEED 20 PER CENT OF THE FLOOR AREA OF THE STOREY SERVED BY THE GLAZED AREAS AND SHALL NOT EXCEED 40 PER CENT OF THE TOTAL AREA OF THE WALLS OF THAT STOREY SERVED BY THE GLAZED AREAS, EXCLUDING THE AREA OF THE WALLS OF THE TOP STOREY, WHERE THE AREA OF THE WALLS IS CALCULATED AS THE GROSS AREA OF THE WALLS, INCLUDING THE AREA OF THE WALLS OF THE UPPER PORTION OF THE WALL IN CALCULATED AS FIN PROJECTED AREA ON A VERTICAL PLANE.
(7) EXCEPT AS PROVIDED IN SENTENCE (8), THE AREA OF ALL GLAZING THAT CONTAINS CLEAR GLASS OR THAT HAS A SHADING COEFFICIENT OF MORE THAN 0.70 THAT IS UNSHADED IN THE WINTER AND FACES A DIRECTION WITHIN 45° OF DUE SOUTH MAY BE ASSUMED TO BE 50 PERCENT OF THE AREA OF THE WALLS OF THE STOREY SERVED BY THE GLAZED AREAS, EXCLUDING THE AREA OF THE WALLS OF THE TOP STOREY, WHERE THE AREA OF THE WALLS IS CALCULATED AS THE GROSS AREA OF THE WALLS, INCLUDING THE AREA OF THE WALLS OF THE UPPER PORTION OF THE WALL IN CALCULATED AS FIN PROJECTED AREA ON A VERTICAL PLANE.
(8) EXCEPT AS PROVIDED IN SENTENCE (9), THE AREA OF GLAZING THAT SEPARATES HEATED SPACE FROM UNHEATED SPACE OR THE EXTERIOR SHALL BE DESIGNED TO LIMIT AIR INFILTRATION TO NOT MORE THAN 0.3 L/S PER EACH SQUARE METRE OF DOOR AREA WHEN TESTED IN CONFORMANCE WITH SENTENCE (1).
(9) EXTERIOR DOORS SHALL BE DESIGNED TO BE STAMPED ON ALL EDGES AND PROTECTED WITH A STORM DOOR OR BY AN ENCLOSED UNHEATED SPACE. EXTERIOR SWING TYPE DOOR ASSEMBLIES FOR DWELLING UNITS, INDIVIDUALLY RENTED HOTEL ROOMS AND SUITES SHALL BE DESIGNED TO LIMIT THE RATE OF AIR INFILTRATION TO NOT MORE THAN 0.35 L/S FOR EACH SQUARE METRE OF DOOR AREA WHEN TESTED IN CONFORMANCE WITH SENTENCE (1).
(10) DOOR ASSEMBLIES OTHER THAN THOSE DESCRIBED IN SENTENCES (2) AND (3), THAT SEPARATE HEATED SPACE FROM UNHEATED SPACE OR THE EXTERIOR SHALL BE DESIGNED TO LIMIT THE RATE OF AIR INFILTRATION TO NOT MORE THAN 1.7 L/S FOR EACH METRE OF DOOR CRACK WHEN TESTED IN CONFORMANCE WITH SENTENCE (1).
(11) SEALANT MATERIAL TO REDUCE AIR INFILTRATION SHALL CONFORM TO THE REQUIREMENTS IN SUBSECTION 9.27.4.2.
(12) EXTERIOR WALL ASSEMBLIES SHALL BE DESIGNED TO LIMIT AIR LEAKAGE BETWEEN HEATED SPACE AND THE EXTERIOR, AND WHERE THERE IS A POSSIBILITY OF AIR LEAKAGE INTO HEATED SPACES IN A BUILDING THROUGH THE EXTERIOR WALLS, SUCH AS AT UTILITY ROOMS, SHALL BE DESIGNED TO LIMIT THE RATE OF AIR LEAKAGE TO NOT MORE THAN 0.3 L/S PER SQUARE METRE.
(13) AIR LEAKAGE BETWEEN HEATED SPACE AND ADJACENT ROOF OR ATTIC SPACE CAUSED BY THE PENETRATION OF SERVICES SHALL BE RESTRICTED IN CONFORMANCE WITH THE REQUIREMENTS OF SUBSECTION 9.25.3.

Typical Window Schedule Notes 3 A4-05
NTS

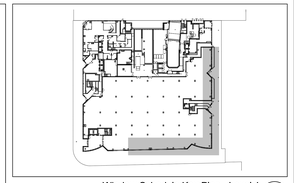

Window Schedule Key Plan - Level 1 2 A4-05
NTS

WINDOW SCHEDULE LEGEND

13148 - AQUAVISTA
UPDATED: FEBRUARY 16, 2016

3 — PREFINISHED ALUMINUM WINDOW WALL: VISION PANEL
ALUM. COLOUR: EXTERIOR: PPG UC702-NF DURAMAR GREY VELVET; INTERIOR: AS DURACRON WHITE
GLASS TYPE: CLEAR INNER & OUTER LITE, GUARDIAN SUNGUARD - SUPERNEUTRAL SN64 ON SURFACE 2

3A — PREFINISHED ALUMINUM WINDOW WALL: VISION PANEL FRIT PATTERN
ALUM. COLOUR: EXTERIOR: PPG UC702-NF DURAMAR GREY VELVET; INTERIOR: AS DURACRON WHITE
GLASS TYPE: CLEAR INNER & OUTER LITE, GUARDIAN SUNGUARD - SUPERNEUTRAL SN64 ON SURFACE 2; WHITE FRIT 3MM DIAMETER DOTS IN 10CM SQUARE PATTERN ON SURFACE 3

3B — PREFINISHED ALUMINUM WINDOW WALL: OPERABLE AWNING
ALUM. COLOUR: EXTERIOR: PPG UC702-NF DURAMAR GREY VELVET; INTERIOR: AS DURACRON WHITE
GLASS TYPE: CLEAR INNER & OUTER LITE, GUARDIAN SUNGUARD - SUPERNEUTRAL SN64 ON SURFACE 2

3C — PREFINISHED ALUMINUM WINDOW WALL: OPERABLE AWNING FRIT PATTERN
ALUM. COLOUR: EXTERIOR: PPG UC702-NF DURAMAR GREY VELVET; INTERIOR: AS DURACRON WHITE
GLASS TYPE: CLEAR INNER & OUTER LITE, GUARDIAN SUNGUARD - SUPERNEUTRAL SN64 ON SURFACE 2; WHITE FRIT 3MM DIAMETER DOTS IN 10CM SQUARE PATTERN ON SURFACE 3

3D — PREFINISHED ALUMINUM WINDOW WALL: GLASS SPANDREL PANEL
ALUM. COLOUR: EXTERIOR: PPG UC702-NF DURAMAR GREY VELVET; INTERIOR: AS DURACRON WHITE
GLASS TYPE: CLEAR FLOAT
COLOUR: SOLID FRIT VIRACON SUBDUED GRAY VSG ON SURFACE 2

3E — PREFINISHED ALUMINUM WINDOW WALL: METAL SPANDREL PANEL
ALUM. COLOUR: EXTERIOR: PPG UC702-NF DURAMAR GREY VELVET; INTERIOR: AS DURACRON WHITE
METAL PANEL: PPG UC702-NF DURAMAR GREY VELVET

3F — PREFINISHED ALUMINUM WINDOW WALL: METAL LOUVER
ALUM. COLOUR: EXTERIOR: PPG UC702-NF DURAMAR GREY VELVET; INTERIOR: AS DURACRON WHITE
METAL LOUVER: PPG UC702-NF DURAMAR GREY VELVET

3G1 — PREFINISHED ALUMINUM WINDOW WALL: METAL SLAB COVER - PROFILE 40x420mm
ALUM. COLOUR: EXTERIOR: PPG UC702-NF DURAMAR GREY VELVET; INTERIOR: AS DURACRON WHITE
SLAB COVER: PPG UC1807G5L DURAMAR XL STEEL SILVER CITY

3G2 — PREFINISHED ALUMINUM WINDOW WALL: METAL SLAB COVER - PROFILE 195x420mm
ALUM. COLOUR: EXTERIOR: PPG UC702-NF DURAMAR GREY VELVET; INTERIOR: AS DURACRON WHITE
SLAB COVER: PPG UC1807G5L DURAMAR XL STEEL SILVER CITY

3G3 — PREFINISHED ALUMINUM WINDOW WALL: METAL SLAB COVER - PROFILE 220x420mm
ALUM. COLOUR: EXTERIOR: PPG UC702-NF DURAMAR GREY VELVET; INTERIOR: AS DURACRON WHITE
SLAB COVER: PPG UC1807G5L DURAMAR XL STEEL SILVER CITY

3H — PREFINISHED ALUMINUM WINDOW WALL: OPERABLE WINDOW - VISION PANEL
ALUM. COLOUR: EXTERIOR: PPG UC702-NF DURAMAR GREY VELVET; INTERIOR: AS DURACRON WHITE
GLASS TYPE: CLEAR INNER & OUTER LITE, GUARDIAN SUNGUARD - SUPERNEUTRAL SN64 ON SURFACE 2

3J — PREFINISHED ALUMINUM WINDOW WALL: OPERABLE WINDOW - GLASS SPANDREL PANEL
ALUM. COLOUR: EXTERIOR: PPG UC702-NF DURAMAR GREY VELVET; INTERIOR: AS DURACRON WHITE
GLASS TYPE: CLEAR FLOAT
COLOUR: SOLID FRIT VIRACON SUBDUED GRAY VSG ON SURFACE 2

3K — PREFINISHED ALUMINUM WINDOW WALL: OPERABLE WINDOW - METAL LOUVER
ALUM. COLOUR: EXTERIOR: PPG UC702-NF DURAMAR GREY VELVET; INTERIOR: AS DURACRON WHITE
METAL LOUVER: PPG UC702-NF DURAMAR GREY VELVET

4 — PREFINISHED STOREFRONT CURTAINWALL: VISION PANEL (GROUND FLOOR)
ALUM. COLOUR: EXTERIOR: PPG UC702-NF DURAMAR GREY VELVET; INTERIOR: PPG UC702-NF DURAMAR GREY VELVET
GLASS TYPE: CLEAR INNER & OUTER LITE, GUARDIAN SUNGUARD - SUPERNEUTRAL SN68 ON SURFACE 2

4A — PREFINISHED STOREFRONT CURTAINWALL: VISION PANEL FRIT PATTERN (GROUND FLOOR)
ALUM. COLOUR: EXTERIOR: PPG UC702-NF DURAMAR GREY VELVET; INTERIOR: PPG UC702-NF DURAMAR GREY VELVET
GLASS TYPE: CLEAR INNER & OUTER LITE, GUARDIAN SUNGUARD - SUPERNEUTRAL SN68 ON SURFACE 2; WHITE FRIT 3MM DIAMETER DOTS IN 10CM SQUARE PATTERN ON SURFACE 3

4B — PREFINISHED STOREFRONT CURTAINWALL: SHADOW BOX (GROUND FLOOR)
ALUM. COLOUR: EXTERIOR: PPG UC702-NF DURAMAR GREY VELVET; INTERIOR: PPG UC702-NF DURAMAR GREY VELVET
GLASS TYPE: CLEAR INNER & OUTER LITE, GUARDIAN SUNGUARD - SUPERNEUTRAL SN68 ON SURFACE 2
COLOUR: WHITE COLOUR PAINT ON ALUMINUM PAN BEHIND SURFACE 4

4C — PREFINISHED STOREFRONT CURTAINWALL: GLASS SPANDREL PANEL (GROUND FLOOR)
ALUM. COLOUR: EXTERIOR: PPG UC702-NF DURAMAR GREY VELVET; INTERIOR: PPG UC702-NF DURAMAR GREY VELVET
GLASS TYPE: CLEAR INNER & OUTER LITE, GUARDIAN SUNGUARD - SUPERNEUTRAL SN68 ON SURFACE 2
COLOUR: SOLID FRIT GREY VELVET ON SURFACE 3

4D — PREFINISHED STOREFRONT CURTAINWALL: METAL LOUVER (GROUND FLOOR)
ALUM. COLOUR: EXTERIOR: PPG UC702-NF DURAMAR GREY VELVET; INTERIOR: PPG UC702-NF DURAMAR GREY VELVET
METAL LOUVER: PPG UC702-NF DURAMAR GREY VELVET

4E — PREFINISHED STOREFRONT CURTAINWALL: METAL SPANDREL PANEL (GROUND FLOOR)
ALUM. COLOUR: EXTERIOR: PPG UC702-NF DURAMAR GREY VELVET; INTERIOR: PPG UC702-NF DURAMAR GREY VELVET
METAL PANEL: PPG UC702-NF DURAMAR GREY VELVET

4F — PREFINISHED STOREFRONT CURTAINWALL: VISION PANEL FRIT PATTERN (GROUND FLOOR)
ALUM. COLOUR: EXTERIOR: PPG UC702-NF DURAMAR GREY VELVET; INTERIOR: PPG UC702-NF DURAMAR GREY VELVET
GLASS TYPE: CLEAR INNER & OUTER LITE, GUARDIAN SUNGUARD - SUPERNEUTRAL SN68 ON SURFACE 2; GREY VELVET HORIZONTAL FRIT PATTERN ON SURFACE 2

LEGEND

SIAMESE	SIAMESE CONNECTION - REFER TO MECHANICAL DRAWINGS
NFHB	NON-FREEZE HOSE BIBB - REFER TO MECHANICAL DRAWINGS
WDR	WEATHERPROOF DUPLEX RECEPTACLE - REFER TO ELECTRICAL DRAWINGS
LF	LIGHT FIXTURE - REFER TO ELECTRICAL DRAWINGS
TG	TEMPERED GLASS

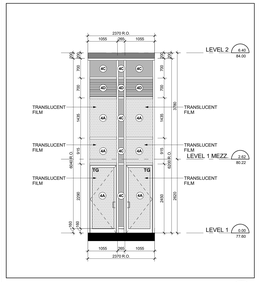

East Elevation - Part 13 13 A4-05
Scale: 1 : 50

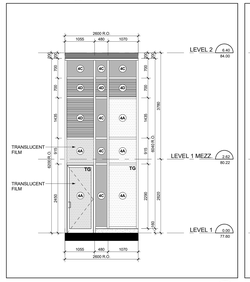

East Elevation - Part 12 12 A4-05
Scale: 1 : 50

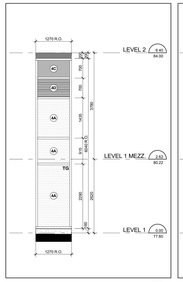

East Elevation - Part 11 11 A4-05
Scale: 1 : 50

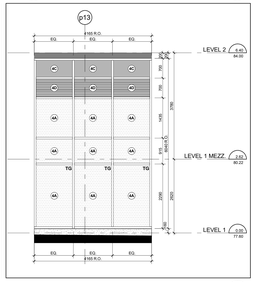

East Elevation - Part 10 10 A4-05
Scale: 1 : 50

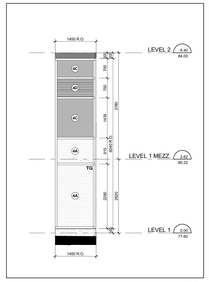

East Elevation - Part 9 9 A4-05
Scale: 1 : 50

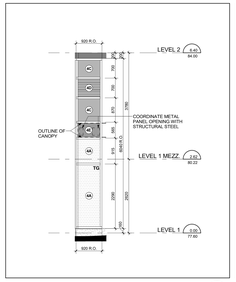

East Elevation - Part 8 8 A4-05
Scale: 1 : 50

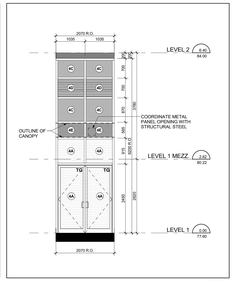

East Elevation - Part 7 7 A4-05
Scale: 1 : 50

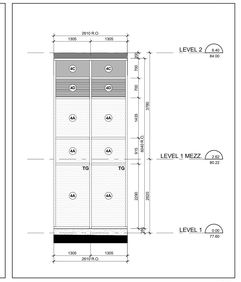

East Elevation - Part 6 6 A4-05
Scale: 1 : 50

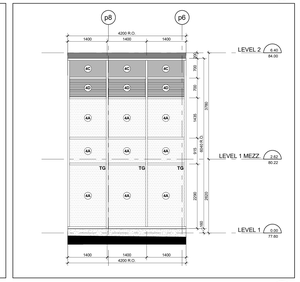

East Elevation - Part 5 5 A4-05
Scale: 1 : 50

Window Schedule Legend 1 A4-05
NTS

Contractor Must Check And Verify All Dimensions On The Job.
Do Not Scale The Drawings.
All Drawings, Specifications And Related Documents Are The Copyright Of The Architect And Must Be Returned Upon Request.
Reproduction Of Drawings, Specifications And Related Documents In Part Or Whole Is Forbidden Without The Architects Written Permission.
The Drawing Is Not To Be Used For Construction Until Signed By The Architect.

Date: November 4, 2016

KIRKOR ARCHITECTS + PLANNERS
20 Martin Ross Avenue, Toronto, Ontario, M3J 2K8
TM 647 665-6565, FM 416 665-7234, www.kirkorarchitects.com

No.	Revision	Date

No.	Issued For	Date
2	Construction	Nov. 4, 2016
1	Tender	Oct. 19, 2016

AQUAVISTA
AT BAYSIDE TORONTO

Drawing Title
Window Schedule - Level 1 - East & South Elevation

Project
Hines TRIDEL
AQUAVISTA
Block 3 - R3 & R4
263 Queens Quay East
Toronto, ON

Scale: As indicated
Drawn By: E.V. / M.N.
Checked By: C.A.
Project No.: 13148
Date: November 4, 2016
Drawing No.: A4-05