North Elevation - Part 10 14 A4-07
Scale: 1 : 50

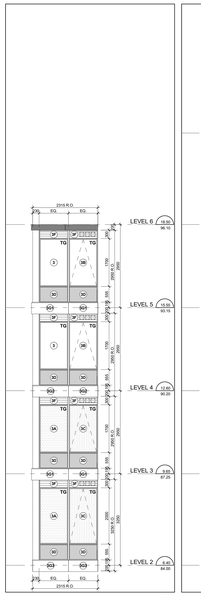

North Elevation - Part 17 21 A4-07
Scale: 1 : 50

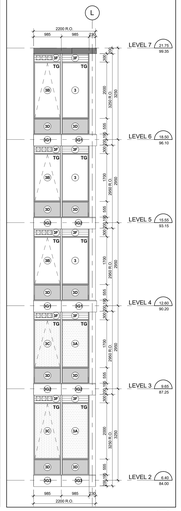

North Elevation - Part 16 20 A4-07
Scale: 1 : 50

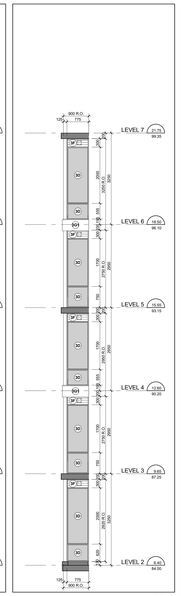

North Elevation - Part 15 19 A4-07
Scale: 1 : 50

North Elevation - Part 14 18 A4-07
Scale: 1 : 50

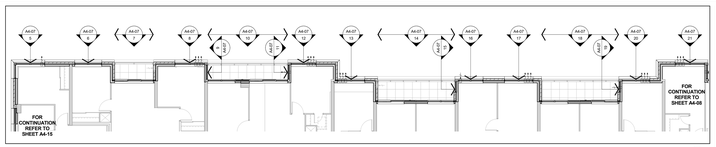

Window Schedule Partial Floor Plan - Level 2 4 A4-07
Scale: 1 : 100

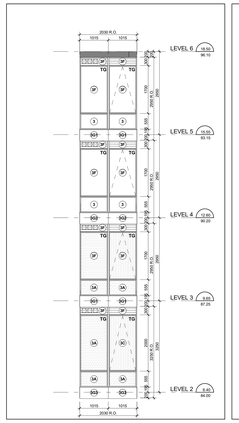

North Elevation - Part 13 17 A4-07
Scale: 1 : 50

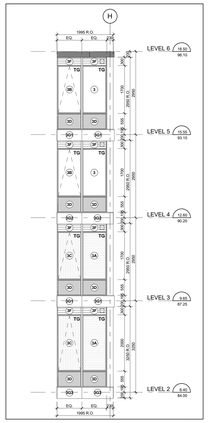

North Elevation - Part 12 16 A4-07
Scale: 1 : 50

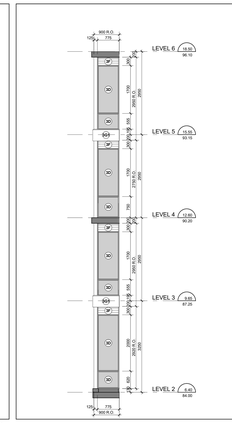

North Elevation - Part 11 15 A4-07
Scale: 1 : 50

TYPICAL WINDOW SCHEDULE NOTES:

1. ADD 10MM CAULKING ALONGSIDE ON EIMS OR BITS SIDES OF WINDOW OPENING.
2. CO-ORDINATE WITH ARCHITECTURAL DRAWINGS FOR ALL OPENINGS.
3. CO-ORDINATE COLOUR LOCATIONS WITH MECHANICAL DRAWINGS.
4. CO-ORDINATE WITH ELECTRICAL DRAWINGS FOR LIGHT FIXTURE SUPPORT.
5. CO-ORDINATE BALCONY/TERRACE ELECTRICAL OUTLETS WITH ELECTRICAL DRAWINGS.

GBC REQUIREMENTS

9.7.2. WINDOW STANDARDS
9.7.2.1. WINDOW STANDARD
(9) WINDOWS SHALL CONFORM TO:
(a) CAN/CSA-A440 SERIES-08,
(b) THE CANADA-AAMA'S "USER SELECTION GUIDE TO CSA STANDARD CAN/CSA-A440-00 WINDOWS".
9.7.3.1. GLASS
9.7.3.1.(1) GLASS STANDARDS
(1) GLASS SHALL CONFORM TO:
(a) CAN/CGSB-12.1-M90 "SPECIFICATION FOR LAMINATED SAFETY GLASS",
(b) CAN/CGSB-12.2-M, "FLAT, CLEAR SHEET GLASS",
(c) CAN/CGSB-12.3-M, "FLOAT GLASS",
(d) CAN/CGSB-12.4-M, "HEAT-ABSORBING GLASS",
(e) CAN/CGSB-12.8, "INSULATING GLASS UNITS",
(f) CAN/CGSB-12.10-M90, "SPECIFICATION FOR HEATED ELECTRIC",
(g) CAN/CGSB-12.1-M, "WIRED GLASS", "SAFETY GLASS", OR
(h) ASTM E2190, "INSULATING GLASS UNIT PERFORMANCE AND EVALUATION".
9.7.3.1.(2) GLASS IN WINDOWS
(2) GLASS IN WINDOWS, SLOPED GLAZING AND SKYLIGHTS SHALL BE DESIGNED IN CONFORMANCE WITH CAN/CSSB-12.20-M, "STRUCTURAL DESIGN OF GLASS FOR BUILDINGS".
9.7.4. SEALING COMPOUND
9.7.4.1. SEALING COMPOUND
(1) SEALING COMPOUND SHALL BE USED TO SEAL THE GLASS COMPONENT OF A FACTORY-SEALED DOUBLE-GLAZED UNIT TO THE ENVIRONMENT SHALL BE COMPATIBLE WITH THE MATERIAL USED TO EDGE SEAL THE GLASS COMPONENT.

9.7.5.4. WINDOWS ABOVE THE SECOND STOREY
(1) WINDOWS IN PUBLIC AREAS THAT EXTEND TO LESS THAN 1.500 MM FROM THE FLOOR AND ARE LOCATED ABOVE THE SECOND STOREY SHALL BE PROTECTED BY GUARDS IN ACCORDANCE WITH:
(a) PROTECTED BY GUARDS IN ACCORDANCE WITH SUBSECTION 9.8., OR
(b) NON-OPENABLE AND DESIGNED TO WITHSTAND THE LATERAL DESIGN LOADS FOR GUARDS AS PROVIDED IN ARTICLES 4.1.5.10.
9.7.6. RESISTANCE TO FORCED ENTRY
9.7.6.1. FORCED ENTRY THROUGH WINDOWS
(1) EXCEPT AS PROVIDED IN SENTENCE (2) OF WHICH IS LOCATED WITHIN 3.000 MM OF ADJACENT GROUND LEVEL, SHALL CONFORM TO THE REQUIREMENTS FOR RESISTANCE TO FORCED ENTRY AS DOUBLED IN CLAUSE 10.13 OF CAN/CSA-A440.S2, "WINDOWS".
9.8.8.1. HEIGHT OF GUARDS
(1) EXCEPT AS PROVIDED IN SENTENCES (2) AND (3), EVERY SURFACE TO WHICH ACCESS IS PROVIDED FOR OTHER THAN MAINTENANCE PURPOSES, INCLUDING BUT NOT LIMITED TO FLIGHTS OF STEPS AND RAMPS, EXTERIOR LANDINGS, PORCHES, BALCONIES, GALLERIES AND RAMPS, SHALL BE GUARDED IF IT IS ADJACENT TO A DROP OF MORE THAN 600 MM BETWEEN THE WALKING SURFACE AND THE ADJACENT SURFACE, OR
(a) THERE IS A DIFFERENCE IN ELEVATION OF MORE THAN 600 MM BETWEEN THE WALKING SURFACE AND THE ADJACENT SURFACE, OR
(b) THE ADJACENT SURFACE WITHIN 1.2 M FROM THE WALKING SURFACE HAS A SLOPE OF MORE THAN 1 IN 2.
9.8.8.2. HEIGHT OF GUARDS
(1) AT LOADING DOCKS,
(2) AT FLOOR PITS IN REPAIR GARAGES, OR
(3) AT PLATFORMS USED FOR MAINTENANCE PURPOSES ONLY.
(5) WHEN AN INTERIOR STAIR HAS MORE THAN 2 RISERS OR AN INTERIOR RAMP RISES MORE THAN 400 MM, THE SIDES OF THE STAIR OR RAMP SHALL BE PROTECTED BY GUARDS IN ACCORDANCE WITH SUBSECTION 9.8., OR
(6) NON-OPENABLE AND DESIGNED TO WITHSTAND THE LATERAL DESIGN LOADS FOR GUARDS AS PROVIDED IN ARTICLES 4.1.5.10.
9.8.8.3. HEIGHT OF GUARDS
(1) EXCEPT AS PROVIDED IN SENTENCES (2) TO (4), ALL GUARDS SHALL BE NOT LESS THAN 1.070 MM HIGH.
(2) EXCEPT AS PROVIDED IN SENTENCE (3), ALL GUARDS SHALL BE NOT LESS THAN 1.200 MM HIGH WHERE THE WALKING SURFACE SERVED BY THE GUARD IS NOT MORE THAN ONE STOREY, BUT NOT LESS THAN 900 MM HIGH WHERE THE WALKING SURFACE SERVED BY THE GUARD IS NOT MORE THAN 1.800 MM ABOVE THE FINISHED GROUND LEVEL.
(3) EXCEPT AS PROVIDED IN SENTENCE (4), THE HEIGHT OF GUARDS FOR FLIGHTS OF STEPS SHALL BE MEASURED VERTICALLY FROM A LINE DRAWN THROUGH THE LEADING EDGE OF THE TREADS SERVED BY THE GUARD.
(4) THE HEIGHT OF GUARDS
(5) GLASS IN GUARDS SHALL BE:
(a) SAFETY GLASS OF THE LAMINATED OR TEMPERED TYPE CONFORMING TO CAN/CGSB-12.1-M, "TEMPERED OR LAMINATED SAFETY GLASS",
(b) WIRED GLASS CONFORMING TO CAN/CGSB-12.1-M, "WIRED SAFETY GLASS".
12.3.3.11. WINDOWS AND GLAZING
(2) EXCEPT AS PROVIDED IN SENTENCES (3) AND (5), WINDOWS AND ALL GLAZING THAT SEPARATES HEATED SPACE FROM UNHEATED SPACE OR THE EXTERIOR SHALL CONFORM TO ARTICLES 12.3.2.6. AND 12.3.2.8.
(3) EXCEPT AS PERMITTED IN SENTENCE (4), WINDOWS AND ALL GLAZING, INCLUDING GLAZING FOR DOORS AND SKYLIGHTS, THAT SEPARATES HEATED SPACE FROM UNHEATED SPACE OR THE EXTERIOR SHALL NOT EXCEED 20 PER CENT OF THE FLOOR AREA OF THE STOREY SERVED BY THE GLAZED AREAS AND SHALL NOT EXCEED 40 PER CENT OF THE TOTAL AREA OF THE WALLS OF THAT STOREY SERVED BY THE GLAZED AREAS, EXCEPT THAT THE GLAZED AREA MAY BE INCREASED BY 2 PER CENT OF THE FLOOR AREA FOR EACH 1% OF THE GROSS PORTION OF THE WALL IS ON CLAUSES 40.1F) PROJECTED AREA ON A VERTICAL PLANE.
(4) EXCEPT AS PROVIDED IN SENTENCE (5), THE AREA OF GLAZING THAT CONTAINS CLEAR GLASS OR THAT HAS A SHADING COEFFICIENT OF SUCH GLAZING FOR THE PURPOSE OF APPLYING SENTENCE (3) MAY BE ASSUMED AS BEING EQUAL TO THE ACTUAL AREA MULTIPLIED BY THE SHADING COEFFICIENT OF THE GLAZING, WHICH SHALL BE CALCULATED USING THE MOON SUN ANGLES OF JUNE 21.
(5) EXCEPT AS PROVIDED IN SENTENCE (6), THE AREA OF GLAZING THAT CONTAINS CLEAR GLASS OR THAT HAS A SHADING COEFFICIENT OF MORE THAN 0.70 THAT IS UNSHADED IN THE WINTER AND FACES A DIRECTION WITHIN 45° OF DUE SOUTH MAY BE ASSUMED TO BE 50 PERCENT OF THE ACTUAL AREA, WHICH SHALL BE CALCULATED USING THE MOON SUN ANGLES OF JUNE 21 AND SHALL BE DISTRIBUTED EVENLY WITH A SYSTEM THAT IS CAPABLE OF DISTRIBUTING THE SOLAR HEAT GAIN FROM SUCH GLAZED AREAS THROUGHOUT THE BUILDING FOR THE PURPOSE OF DETERMINING WHETHER OR NOT THE GLAZING IS SHADED IN THE WINTER, THE SHADING SHALL BE CALCULATED USING THE MOON SUN ANGLES OF JUNE 21.
(6) SENTENCE (5) SHALL NOT APPLY WHERE THE BUILDING IS DESIGNED TO BE COOLED UNLESS THE GLAZING DESCRIBED IN SENTENCE (5) IS SHADED IN THE SUMMER WITH EXTERIOR DEVICES FOR THE PURPOSE OF DETERMINING WHETHER OR NOT THE GLAZING IS SHADED IN THE WINTER, THE SHADING SHALL BE CALCULATED USING THE MOON SUN ANGLES OF JUNE 21.
12.3.3.12. AIR INFILTRATION
(1) WINDOWS THAT SEPARATE HEATED SPACE FROM UNHEATED SPACE OR THE EXTERIOR SHALL BE DESIGNED TO LIMIT THE RATE OF AIR LEAKAGE THROUGH EXTERIOR WINDOWS, CURTAIN WALLS, AND DOORS UNDER SPECIFIED PRESSURE DIFFERENCES ACROSS THE SPECIMEN CONFORMANCE WITH ASTM E283, "DETERMINING THE RATE OF AIR LEAKAGE THROUGH EXTERIOR WINDOWS, CURTAIN WALLS, AND DOORS UNDER SPECIFIED PRESSURE DIFFERENCES ACROSS THE SPECIMEN".
(2) WINDOWS AND DOORS THAT SEPARATE HEATED SPACE FROM UNHEATED SPACE OR THE EXTERIOR SHALL BE DESIGNED TO LIMIT AIR INFILTRATION TO NOT MORE THAN 0.25 L/S PER EACH SQUARE METRE OF DOOR AREA WHEN TESTED IN CONFORMANCE WITH SENTENCE (1).
(3) WINDOWS AND DOORS SHALL BE CAULKED OR STRIPPED ON ALL EDGES AND PROTECTED WITH A STORM DOOR OR BY AN ENCLOSED UNHEATED SPACE. EXTERIOR SWING TYPE DOOR ASSEMBLIES FOR DWELLING UNITS, INDIVIDUALLY REKEYED HOTEL ROOMS AND SUITES SHALL BE DESIGNED TO LIMIT THE RATE OF AIR INFILTRATION TO NOT MORE THAN 6.35 L/S FOR EACH SQUARE METRE OF DOOR AREA WHEN TESTED IN CONFORMANCE WITH SENTENCE (1).
(4) DOOR ASSEMBLIES OTHER THAN THOSE DESCRIBED IN SENTENCES (2) AND (3), THAT SEPARATE HEATED SPACE FROM UNHEATED SPACE OR THE EXTERIOR SHALL BE DESIGNED TO LIMIT THE RATE OF AIR INFILTRATION TO NOT MORE THAN 11.2 L/S FOR EACH METRE OF DOOR SEAL WHEN TESTED IN CONFORMANCE WITH SENTENCE (1).
(5) GALLAND MATERIAL TO REDUCE AIR INFILTRATION SHALL CONFORM TO THE REQUIREMENTS IN BUILDING STANDARD A-1.3.1.5.
(6) WHERE THERE IS A POSSIBILITY OF AIR LEAKAGE INTO HEATED SPACES IN A BUILDING THROUGH THE EXTERIOR WALLS, SUCH AS AT UTILITY CHASES, THE EXTERIOR WALLS SHALL BE DESIGNED TO LIMIT THE RATE OF AIR LEAKAGE TO NOT MORE THAN 0.25 L/S.
(7) AIR LEAKAGE BETWEEN HEATED SPACE AND ADJACENT ROOF OR ATTIC SPACE CAUSED BY THE PENETRATION OF SERVICES SHALL BE RESTRICTED IN CONFORMANCE WITH THE REQUIREMENTS OF SUBSECTION 9.25.3.



Window Schedule Key Plan - Level 2 2 A4-07
NTS

WINDOW SCHEDULE LEGEND

13148 - AQUAVISTA
UPDATED: FEBRUARY 16, 2016

3	**PREFINISHED ALUMINUM WINDOW WALL: VISION PANEL**	ALUM COLOUR: EXTERIOR - PPG UC7614F DURAMAR GREY VELVET INTERIOR - K-188 DURACRON WHITE GLASS TYPE: CLEAR INNER & OUTER LITE, GUARDIAN SUNGUARD - SUPERNEUTRAL SN64 ON SURFACE 2
3A	**PREFINISHED ALUMINUM WINDOW WALL: VISION PANEL FRIT PATTERN**	ALUM COLOUR: EXTERIOR - PPG UC7614F DURAMAR GREY VELVET INTERIOR - K-188 DURACRON WHITE GLASS TYPE: CLEAR INNER & OUTER LITE, GUARDIAN SUNGUARD - SUPERNEUTRAL SN64 ON SURFACE 2 WHITE FRIT SM64 DIAMETER DOTS IN NON-SQUARE PATTERN ON SURFACE 2
3B	**PREFINISHED ALUMINUM WINDOW WALL: OPERABLE AWNING**	ALUM COLOUR: EXTERIOR - PPG UC7614F DURAMAR GREY VELVET INTERIOR - K-188 DURACRON WHITE GLASS TYPE: CLEAR INNER & OUTER LITE, GUARDIAN SUNGUARD - SUPERNEUTRAL SN64 ON SURFACE 2
3C	**PREFINISHED ALUMINUM WINDOW WALL: OPERABLE AWNING FRIT PATTERN**	ALUM COLOUR: EXTERIOR - PPG UC7614F DURAMAR GREY VELVET INTERIOR - K-188 DURACRON WHITE GLASS TYPE: CLEAR INNER & OUTER LITE, GUARDIAN SUNGUARD - SUPERNEUTRAL SN64 ON SURFACE 2 WHITE FRIT SM64 DIAMETER DOTS IN NON-SQUARE PATTERN ON SURFACE 2
3D	**PREFINISHED ALUMINUM WINDOW WALL: GLASS SPANDREL PANEL**	ALUM COLOUR: EXTERIOR - PPG UC7614F DURAMAR GREY VELVET INTERIOR - K-188 DURACRON WHITE GLASS TYPE: CLEAR FLOAT COLOUR: SOLID FRIT VIRACON SUBDUED GRAY VISO ON SURFACE 2
3E	**PREFINISHED ALUMINUM WINDOW WALL: METAL SPANDREL PANEL**	ALUM COLOUR: EXTERIOR - PPG UC7614F DURAMAR GREY VELVET INTERIOR - K-188 DURACRON WHITE METAL PANEL: PPG UC7614F DURAMAR GREY VELVET
3F	**PREFINISHED ALUMINUM WINDOW WALL: METAL LOUVER**	ALUM COLOUR: EXTERIOR - PPG UC7614F DURAMAR GREY VELVET INTERIOR - K-188 DURACRON WHITE METAL LOUVER: PPG UC7614F DURAMAR GREY VELVET
3G1	**PREFINISHED ALUMINUM WINDOW WALL: METAL SLAB COVER - PROFILE 40x420mm**	ALUM COLOUR: EXTERIOR - PPG UC7614F DURAMAR GREY VELVET INTERIOR - K-188 DURACRON WHITE SLAB COVER: PPG UC1807/0SL DURAMAR XL STEEL SILVER CITY
3G2	**PREFINISHED ALUMINUM WINDOW WALL: METAL SLAB COVER - PROFILE 195x420mm**	ALUM COLOUR: EXTERIOR - PPG UC7614F DURAMAR GREY VELVET INTERIOR - K-188 DURACRON WHITE SLAB COVER: PPG UC1807/0SL DURAMAR XL STEEL SILVER CITY
3G3	**PREFINISHED ALUMINUM WINDOW WALL: METAL SLAB COVER - PROFILE 220x420mm**	ALUM COLOUR: EXTERIOR - PPG UC7614F DURAMAR GREY VELVET INTERIOR - K-188 DURACRON WHITE SLAB COVER: PPG UC1807/0SL DURAMAR XL STEEL SILVER CITY
3H	**PREFINISHED ALUMINUM WINDOW WALL: OPERABLE WINDOW - VISION PANEL**	ALUM COLOUR: EXTERIOR - PPG UC7614F DURAMAR GREY VELVET INTERIOR - K-188 DURACRON WHITE GLASS TYPE: CLEAR INNER & OUTER LITE, GUARDIAN SUNGUARD - SUPERNEUTRAL SN64 ON SURFACE 2
3J	**PREFINISHED ALUMINUM WINDOW WALL: OPERABLE WINDOW - GLASS SPANDREL PANEL**	ALUM COLOUR: EXTERIOR - PPG UC7614F DURAMAR GREY VELVET INTERIOR - K-188 DURACRON WHITE GLASS TYPE: CLEAR FLOAT COLOUR: SOLID FRIT VIRACON SUBDUED GRAY VISO ON SURFACE 2
3K	**PREFINISHED ALUMINUM WINDOW WALL: OPERABLE WINDOW - METAL LOUVER**	ALUM COLOUR: EXTERIOR - PPG UC7614F DURAMAR GREY VELVET INTERIOR - K-188 DURACRON WHITE METAL LOUVER: PPG UC7614F DURAMAR GREY VELVET
4	**PREFINISHED STOREFRONT CURTAINWALL: VISION PANEL (GROUND FLOOR)**	ALUM COLOUR: EXTERIOR - PPG UC7614F DURAMAR GREY VELVET INTERIOR - PPG UC7614F DURAMAR GREY VELVET GLASS TYPE: CLEAR INNER & OUTER LITE, GUARDIAN SUNGUARD - SUPERNEUTRAL SN60 ON SURFACE 2
4A	**PREFINISHED STOREFRONT CURTAINWALL: VISION PANEL FRIT PATTERN (GROUND FLOOR)**	ALUM COLOUR: EXTERIOR - PPG UC7614F DURAMAR GREY VELVET INTERIOR - PPG UC7614F DURAMAR GREY VELVET GLASS TYPE: CLEAR INNER & OUTER LITE, GUARDIAN SUNGUARD - SUPERNEUTRAL SN60 ON SURFACE 2 WHITE FRIT SM64 DIAMETER DOTS IN NON-SQUARE PATTERN ON SURFACE 2
4B	**PREFINISHED STOREFRONT CURTAINWALL: SHADOW BOX (GROUND FLOOR)**	ALUM COLOUR: EXTERIOR - PPG UC7614F DURAMAR GREY VELVET INTERIOR - PPG UC7614F DURAMAR GREY VELVET GLASS TYPE: CLEAR INNER & OUTER LITE, GUARDIAN SUNGUARD - SUPERNEUTRAL SN60 ON SURFACE 2 COLOUR: WHITE COLOUR PAINT ON ALUMINUM PAN BEHIND SURFACE 2
4C	**PREFINISHED STOREFRONT CURTAINWALL: GLASS SPANDREL PANEL (GROUND FLOOR)**	ALUM COLOUR: EXTERIOR - PPG UC7614F DURAMAR GREY VELVET INTERIOR - PPG UC7614F DURAMAR GREY VELVET GLASS TYPE: CLEAR INNER & OUTER LITE, GUARDIAN SUNGUARD - SUPERNEUTRAL SN60 ON SURFACE 2 COLOUR: SOLID FRIT GREY VELVET ON SURFACE 2
4D	**PREFINISHED STOREFRONT CURTAINWALL: METAL LOUVER (GROUND FLOOR)**	ALUM COLOUR: EXTERIOR - PPG UC7614F DURAMAR GREY VELVET INTERIOR - PPG UC7614F DURAMAR GREY VELVET METAL LOUVER: PPG UC7614F DURAMAR GREY VELVET
4E	**PREFINISHED STOREFRONT CURTAINWALL: METAL SPANDREL PANEL (GROUND FLOOR)**	ALUM COLOUR: EXTERIOR - PPG UC7614F DURAMAR GREY VELVET INTERIOR - PPG UC7614F DURAMAR GREY VELVET METAL PANEL: PPG UC7614F DURAMAR GREY VELVET
4F	**PREFINISHED STOREFRONT CURTAINWALL: VISION PANEL FRIT PATTERN (GROUND FLOOR)**	ALUM COLOUR: EXTERIOR - PPG UC7614F DURAMAR GREY VELVET INTERIOR - PPG UC7614F DURAMAR GREY VELVET GLASS TYPE: CLEAR INNER & OUTER LITE, GUARDIAN SUNGUARD - SUPERNEUTRAL SN60 ON SURFACE 2 GREY VELVET HORIZONTAL FRIT PATTERN ON SURFACE 2

LEGEND

BBQ	BBQ GAS CONNECTION - REFER TO MECHANICAL DRAWINGS
NFHB	NON-FREEZE HOSE BIBB - REFER TO MECHANICAL DRAWINGS
WDR	WEATHERPROOF DUPLEX RECEPTACLE - REFER TO ELECTRICAL DRAWINGS
LF	LIGHT FIXTURE - REFER TO ELECTRICAL DRAWINGS
TG	TEMPERED GLASS

Window Schedule Legend 1 A4-07
NTS

Contractor Must Check And Verify All Dimensions On The Job.
Do Not Scale The Drawings.
All Drawings, Specifications And Related Documents Are The Copyright Of The Architect And Must Be Returned Upon Request.
Reproduction Of Drawings, Specifications And Related Documents In Part Or Whole Is Forbidden Without The Architects Written Permission.
The Drawing Is Not To Be Used For Construction Until Signed By The Architect.

Date: November 4, 2016

SEAL MUST BE SIGNED TO BE VALID
Construction

KIRKOR ARCHITECTS + PLANNERS
20 Martin Ross Avenue, Toronto, Ontario, M3J 2K8
TM 06 665-6065, FM 06 665-7234, www.kirkorarchitects.com

No.	Revision	Date
2	Construction	Nov. 4, 2016
1	Tender	Oct. 19, 2016

No.	Issued For	Date

AQUAVISTA
AT BAYSIDE TORONTO

Drawing Title
Window Schedule - Level 2 - North Elevation

Project
Hines TRIDEL
AQUAVISTA
Block 3 - R3 & R4
263 Queens Quay East
Toronto, ON.

Scale	As indicated
Drawn By	E.V. / M.N.
Checked By	C.A.
Project No.	13148
Date	November 4, 2016
Drawing No.	A4-07