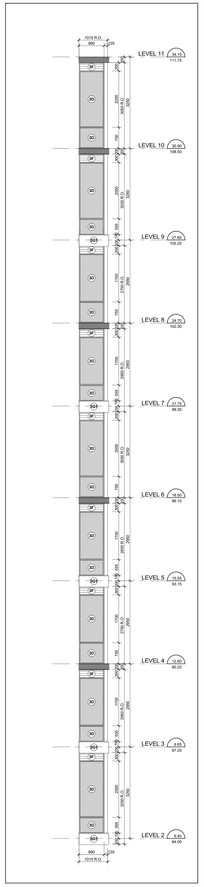

West Elevation - Part 9 (15/A4-13)
Scale: 1 : 50

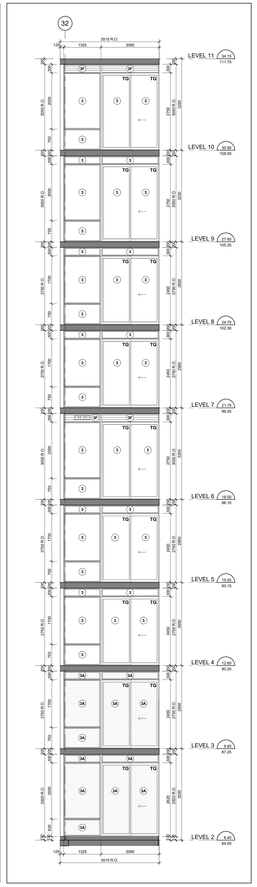

West Elevation - Part 8 (14/A4-13)
Scale: 1 : 50

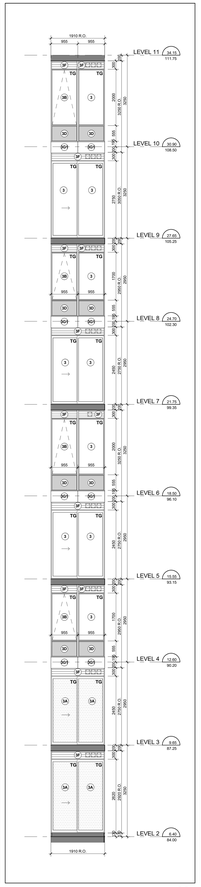

West Elevation - Part 7 (13/A4-13)
Scale: 1 : 50

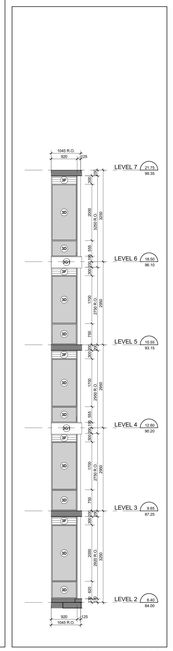

West Elevation - Part 6 (12/A4-13)
Scale: 1 : 50

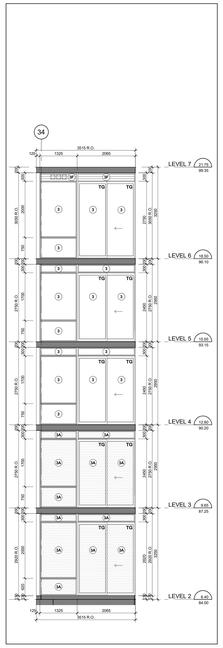

West Elevation - Part 5 (11/A4-13)
Scale: 1 : 50

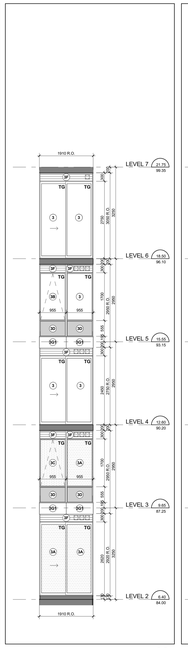

West Elevation - Part 4 (10/A4-13)
Scale: 1 : 50

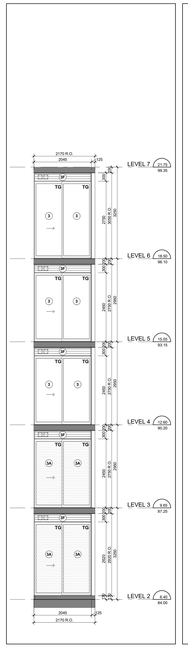

West Elevation - Part 3 (9/A4-13)
Scale: 1 : 50

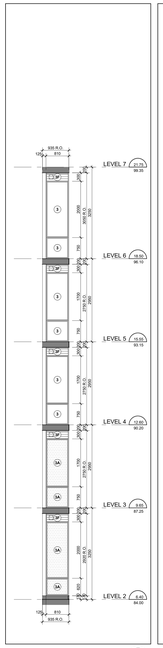

West Elevation - Part 2 (8/A4-13)
Scale: 1 : 50

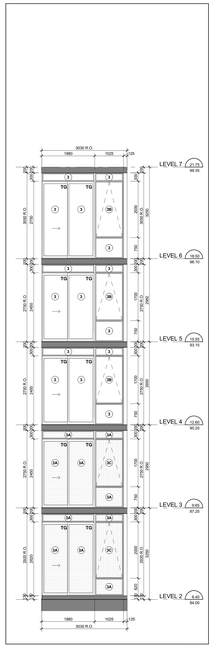

West Elevation - Part 1 (7/A4-13)
Scale: 1 : 50

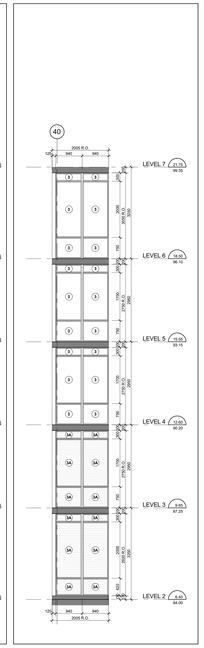

Interior East Elevation - Part 20 (6/A4-13)
Scale: 1 : 50

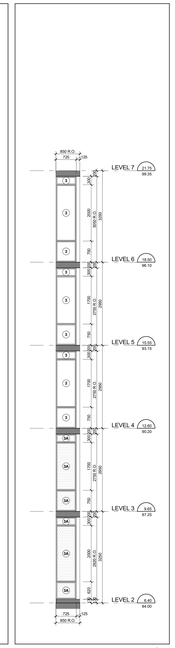

Interior East - Part 19 (5/A4-13)
Scale: 1 : 50

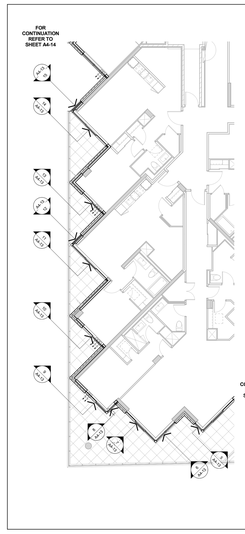

Window Schedule Partial Floor Plan - Level 2 (4/A4-13)
Scale: 1 : 100

TYPICAL WINDOW SCHEDULE NOTES:

1. ADD 10MM CAULKING ALLOWANCE ON ONE OR BOTH SIDES OF WINDOW OPENING.
2. ADD 10MM CAULKING ALLOWANCE TO HEIGHT OF WINDOW OPENING.
3. COORDINATE LOUVER LOCATIONS WITH MECHANICAL DRAWINGS.
4. COORDINATE STC GLAZING REQUIREMENTS WITH ACOUSTICAL REPORT.
5. COORDINATE BALCONY/TERRACE ELECTRICAL OUTLETS WITH ELECTRICAL DRAWINGS.

OBC REQUIREMENTS

9.7.2 WINDOW STANDARDS
9.7.2.1 WINDOWS GENERAL
(A) WINDOWS SHALL CONFORM TO:
(1) CAN/CSA-A440 "WINDOWS"
(B) THE CAN/CSA-A440.1, "USER SELECTION GUIDE TO CSA STANDARD CAN/CSA-A440.00 WINDOWS".
9.7.3. GLASS
9.7.3.1 GLAZING STANDARDS
(1) GLASS SHALL CONFORM TO:
(A) CAN/CGSB-12.1-M, "TEMPERED OR LAMINATED SAFETY GLASS",
(B) CAN/CGSB-12.2-M, "WIRED SAFETY GLASS",
(C) CAN/CGSB-12.3-M, "FLAT, CLEAR FLOAT GLASS",
(D) CAN/CGSB-12.4-M, "HEAT-ABSORBING GLASS",
(E) CAN/CGSB-12.5-M, "FLOAT GLASS",
(F) CAN/CGSB-12.10-M "GLASS, LIGHT AND HEAT-REFLECTING",
(G) CAN/CGSB-12.8-M, "INSULATING GLASS UNIT",
(H) ASTM E2190, "INSULATING GLASS UNIT PERFORMANCE AND EVALUATION".
9.7.3.2 GLAZING IN WINDOWS
(1) GLASS IN WINDOWS, SLOPED GLAZING AND SKYLIGHTS SHALL BE DESIGNED IN CONFORMANCE WITH CAN/CSA-S136-07, "STRUCTURAL DESIGN OF GLASS FOR BUILDINGS".
9.7.4. SEALANTS AND GASKETS
9.7.4.1 SEALING COMPOUND
(1) THE SEALING COMPOUND USED TO SEAL THE GLASS COMPONENT OF A FACTORY-SEALED DOUBLE-GLAZED UNIT TO THE SASH COMPONENT SHALL BE COMPATIBLE WITH THE MATERIAL USED TO EDGE SEAL THE GLASS COMPONENT.

9.7.5.4. WINDOWS ABOVE THE SECOND STOREY
(1) EXCEPT AS PROVIDED IN SENTENCE (2) WINDOWS LESS THAN 1.000 MM FROM THE FLOOR AND ARE LOCATED ABOVE THE SECOND STOREY IN BUILDINGS OF RESIDENTIAL OCCUPANCY SHALL BE:
(A) PROTECTED BY GUARDS IN ACCORDANCE WITH SUBSECTION 9.8.8., OR,
(B) CONSTRUCTED AND DESIGNED TO WITHSTAND THE LATERAL DESIGN LOADS FOR GUARDS AS PROVIDED IN ARTICLES 4.1.5.10. OR 9.8.8.2
9.7.6. RESISTANCE TO FORCED ENTRY
(1) EXTERIOR SWINGING WINDOWS AND WINDOWS
(A) IN DWELLING UNITS, WINDOWS, ANY PART OF WHICH IS LOCATED WITHIN 2.000 MM OF ADJACENT GROUND LEVEL, SHALL CONFORM TO THE REQUIREMENTS FOR RESISTANCE TO FORCED ENTRY AS DESCRIBED IN CLAUSE 10.13 OF CAN/CSA-A440.00, "WINDOWS".

9.8.8.1. REQUIRED GUARDS
(1) EXCEPT AS PROVIDED IN SENTENCES (2) AND (3) EVERY SURFACE TO WHICH ACCESS IS PROVIDED FOR OTHER THAN MAINTENANCE PURPOSES ONLY, SHALL BE PROTECTED BY A GUARD ON EACH SIDE THAT IS NOT PROTECTED BY A WALL, FOR THE LENGTH WHERE, RAISED, SHALL BE PROTECTED BY A GUARD ON EACH SIDE THAT IS NOT PROTECTED BY A WALL FOR THE LENGTH WHERE,
(A) THE ADJACENT SURFACE IS LOCATED OR MORE THAN 600 MM BETWEEN THE WALKING SURFACE AND THE ADJACENT SURFACE, OR
(B) THE ADJACENT SURFACE IS LOCATED 1.2 METERS THE WALKING SURFACE AND A SLOPE OF MORE THAN 1 IN 2.
(2) GUARDS ARE NOT REQUIRED:
(A) ATLOADING DOCKS,
(B) AT FLOOR PITS IN REPAIR GARAGES, OR
(C) ON THE SIDE OF A RAMP USED FOR MAINTENANCE PURPOSES ONLY.
(3) WHERE AN INTERIOR STAIR HAS MORE THAN 2 RISERS OR AN INTERIOR RAMP RISES MORE THAN 400 MM, THE SIDES OF THE STAIR OR RAMP AND THE LANDING OR FLOOR LEVEL AROUND THE STAIRWELL OR RAMP SHALL BE PROTECTED BY A GUARD ON EACH SIDE THAT IS NOT PROTECTED BY A WALL.

9.8.8.3. HEIGHT OF GUARDS
(1) EXCEPT AS PROVIDED IN SENTENCES (2) TO (4), ALL GUARDS SHALL BE NOT LESS THAN 1.070 MM HIGH.
(2) ALL GUARDS WITHIN DWELLING UNITS SHALL BE NOT LESS THAN 900 MM HIGH.
(3) GUARDS ON THE SIDE OF A RAMP SHALL BE NOT LESS THAN 800 MM HIGH AND NOT LESS THAN 900 MM HIGH WHERE THE WALKING SURFACE SERVED BY THE GUARD IS NOT MORE THAN 1 800 MM ABOVE THE FINISHED GROUND LEVEL.
(4) GUARDS ON THE SIDE OF A STAIR SHALL BE NOT LESS THAN 800 MM HIGH AND NOT LESS THAN 900 MM HIGH.
(5) THE HEIGHT OF GUARDS FOR FLIGHTS OF STEPS SHALL BE MEASURED VERTICALLY FROM A LINE DRAWN THROUGH THE LEADING EDGE OF THE TREADS SERVED BY THE GUARD.

9.8.8.7. GLASS IN GUARDS
(1) GLASS IN GUARDS SHALL BE:
(A) SAFETY GLASS OF THE LAMINATED OR TEMPERED TYPE CONFORMING TO CAN/CGSB-12.1-M, "TEMPERED OR LAMINATED SAFETY GLASS",
OR
(B) WIRED GLASS CONFORMING TO CAN/CGSB-12.1-M, "WIRED SAFETY GLASS".

12.3.3.11. WINDOWS AND GLAZING
(1) EXCEPT AS PROVIDED IN SENTENCES (2) AND (3), WINDOWS AND ALL GLAZING THAT SEPARATES HEATED SPACE FROM UNHEATED SPACE OR THE EXTERIOR SHALL CONFORM TO ARTICLES 12.3.2.8. AND 12.3.2.9.
(2) WINDOWS AND ALL GLAZING THAT SEPARATES HEATED SPACE FROM UNHEATED SPACE OR THE EXTERIOR SHALL NOT EXCEED 30 PER CENT OF THE FLOOR AREA OF THE STOREY SERVED BY THE GLAZED AREAS AND SHALL NOT EXCEED 40 PER CENT OF THE TOTAL AREA OF THE WALLS OF THAT STOREY WHERE THE GLAZED AREAS ARE DISTRIBUTED IN ACCORDANCE WITH SENTENCE (4) AND ARTICLE 12.3.2.10., THE AREA OF THE OPAQUE PORTION OF THE WALL IS CALCULATED AS ITS PROJECTED AREA ON A VERTICAL PLANE.
(3) WHERE THE THERMAL RESISTANCE OF GLAZING IS DIFFERENT FROM THAT REQUIRED IN SENTENCE (1) AND ARTICLE 12.3.3.10., THE AREA OF GLAZING PERMITTED BY SENTENCE (1) SHALL BE MULTIPLIED BY THE RATIO OF THE REQUIRED THERMAL RESISTANCE DIVIDED BY THE ACTUAL THERMAL RESISTANCE OF THE GLAZING.
(4) EXCEPT AS PROVIDED IN SENTENCE (5) THE AREA OF GLAZING THAT CONTAINS CLEAR GLASS OR THAT HAS A SHADING COEFFICIENT OF MORE THAN 0.60 SHALL BE DISTRIBUTED SO THAT THE SOLAR HEAT GAIN FROM SUCH GLAZED AREAS THROUGHOUT THE BUILDING IS DESIGNED, WITH A SYSTEM THAT IS CAPABLE OF DISTRIBUTING THE SOLAR HEAT GAIN FROM SUCH GLAZED AREAS THROUGHOUT THE BUILDING, FOR THE PURPOSE OF DETERMINING WHETHER OR NOT THE GLAZING IS SHADED IN THE SUMMER WITH EXTERIOR DEVICES, FOR THE PURPOSE OF DETERMINING WHETHER OR NOT THE GLAZING IS SHADED IN THE SUMMER, THE SHADING SHALL BE CALCULATED USING THE NOON SUN ANGLES OF JUNE 21.
(5) WHERE THE BUILDING IS DESIGNED TO BE COOLED UNLESS THE GLAZING DESCRIBED IN SENTENCE (4) IS SHADED IN THE SUMMER WITH EXTERIOR DEVICES, FOR THE PURPOSE OF DETERMINING WHETHER OR NOT THE GLAZING IS SHADED IN THE SUMMER, THE SHADING SHALL BE CALCULATED USING THE NOON SUN ANGLES OF JUNE 21.

12.3.3.11. AIR INFILTRATION
(1) EXCEPT AS PROVIDED IN SENTENCE (2) WINDOWS AND HEATED SPACE FROM UNHEATED SPACE OR THE EXTERIOR SHALL BE DESIGNED TO LIMIT THE RATE OF AIR INFILTRATION TO NOT MORE THAN 1.77 L/S FOR EACH METRE OF SASH CRACK WHEN TESTED AT PRESSURE DIFFERENTIAL OF 75 PA IN CONFORMANCE WITH ASTM E283, "DETERMINING THE RATE OF AIR LEAKAGE THROUGH EXTERIOR WINDOWS, CURTAIN WALLS, AND DOORS UNDER SPECIFIED PRESSURE DIFFERENCES across THE BUILDING".
(2) MANUALLY OPERATED EXTERIOR SLIDING GLASS DOOR ASSEMBLIES THAT SEPARATE HEATED SPACE FROM UNHEATED SPACE OR THE EXTERIOR SHALL BE DESIGNED TO LIMIT THE RATE OF AIR INFILTRATION TO NOT MORE THAN 2.5 L/S FOR EACH SQUARE METRE OF DOOR AREA WHEN TESTED IN CONFORMANCE WITH SENTENCE (1).
(3) EXTERIOR SWINGING DOOR ASSEMBLIES THAT SEPARATE HEATED SPACE FROM UNHEATED SPACE, EXTERIOR SWING TYPE DOOR ASSEMBLIES FOR DWELLING UNITS, INDIVIDUAL PARKED HOTEL BUILDING AND SUITES SHALL BE DESIGNED TO LIMIT THE RATE OF AIR INFILTRATION TO NOT MORE THAN 6.25 L/S FOR EACH SQUARE METRE OF DOOR AREA WHEN TESTED IN CONFORMANCE WITH SENTENCE (1).
(4) DOOR ASSEMBLIES OTHER THAN THOSE DESCRIBED IN SENTENCES (2) AND (3), THAT SEPARATE HEATED SPACE FROM UNHEATED SPACE OR THE EXTERIOR SHALL BE DESIGNED TO LIMIT THE RATE OF AIR INFILTRATION TO NOT MORE THAN 17.0 L/S FOR EACH METRE OF DOOR CRACK WHEN TESTED IN CONFORMANCE WITH SENTENCE (1).
(5) CAULKING MATERIAL TO REDUCE AIR INFILTRATION SHALL CONFORM TO THE REQUIREMENTS IN SUBSECTION 9.27.4.
(6) THE JUNCTION BETWEEN THE SILL PLATE AND THE FOUNDATION, JOINTS BETWEEN EXTERIOR WALL PANELS AND ANY OTHER LOCATION WHERE AIR LEAKAGE COULD OCCUR SHALL BE SEALED OR GASKETED OR BE SEALED TO RESTRICT SUCH AIR LEAKAGE.
(7) AIR LEAKAGE BETWEEN HEATED SPACE AND ADJACENT ROOF OR ATTIC SPACE CAUSED BY THE PENETRATION OF SERVICES SHALL BE RESTRICTED IN CONFORMANCE WITH THE REQUIREMENTS OF SUBSECTION 9.25.3.

Typical Window Schedule Notes (3/A4-13)
NTS

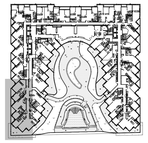

Window Schedule Key Plan - Level 2 (2/A4-13)
NTS

WINDOW SCHEDULE LEGEND

13148 - AQUAVISTA
UPDATED: FEBRUARY 16, 2016

3	**PREFINISHED ALUMINUM WINDOW WALL: VISION PANEL**	ALUM. COLOUR: EXTERIOR - PPG UC702-14F DURAMAR GREY VELVET INTERIOR - K-126 DURACRON WHITE GLASS TYPE: CLEAR INNER & OUTER LITE, GUARDIAN SUNGUARD - SUPERNEUTRAL SN54 ON SURFACE 2
3A	**PREFINISHED ALUMINUM WINDOW WALL: VISION PANEL FRIT PATTERN**	ALUM. COLOUR: EXTERIOR - PPG UC702-14F DURAMAR GREY VELVET INTERIOR - K-126 DURACRON WHITE GLASS TYPE: CLEAR INNER & OUTER LITE, GUARDIAN SUNGUARD - SUPERNEUTRAL SN54 ON SURFACE 2 WHITE FRIT SAM DIAMETER DOTS IN 10CM SQUARE PATTERN ON SURFACE 3
3B	**PREFINISHED ALUMINUM WINDOW WALL: OPERABLE AWNING**	ALUM. COLOUR: EXTERIOR - PPG UC702-14F DURAMAR GREY VELVET INTERIOR - K-126 DURACRON WHITE GLASS TYPE: CLEAR INNER & OUTER LITE, GUARDIAN SUNGUARD - SUPERNEUTRAL SN54 ON SURFACE 2
3C	**PREFINISHED ALUMINUM WINDOW WALL: OPERABLE AWNING FRIT PATTERN**	ALUM. COLOUR: EXTERIOR - PPG UC702-14F DURAMAR GREY VELVET INTERIOR - K-126 DURACRON WHITE GLASS TYPE: CLEAR INNER & OUTER LITE, GUARDIAN SUNGUARD - SUPERNEUTRAL SN54 ON SURFACE 2 WHITE FRIT SAM DIAMETER DOTS IN 10CM SQUARE PATTERN ON SURFACE 3
3D	**PREFINISHED ALUMINUM WINDOW WALL: GLASS SPANDREL PANEL**	ALUM. COLOUR: EXTERIOR - PPG UC702-14F DURAMAR GREY VELVET INTERIOR - K-126 DURACRON WHITE GLASS TYPE: SOLID FRIT VIRACON SUBDUED GRAY V160 ON SURFACE 2 COLOUR:
3E	**PREFINISHED ALUMINUM WINDOW WALL: METAL SPANDREL PANEL**	ALUM. COLOUR: EXTERIOR - PPG UC702-14F DURAMAR GREY VELVET INTERIOR - K-126 DURACRON WHITE METAL PANEL: PPG UC702-14F DURAMAR GREY VELVET
3F	**PREFINISHED ALUMINUM WINDOW WALL: METAL LOUVER**	ALUM. COLOUR: EXTERIOR - PPG UC702-14F DURAMAR GREY VELVET INTERIOR - K-126 DURACRON WHITE METAL LOUVER: PPG UC702-14F DURAMAR GREY VELVET
3G1	**PREFINISHED ALUMINUM WINDOW WALL: METAL SLAB COVER - PROFILE 40x420mm**	ALUM. COLOUR: EXTERIOR - PPG UC702-14F DURAMAR GREY VELVET INTERIOR - K-126 DURACRON WHITE SLAB COVER: PPG UC1907G5L DURAMAR XL STEEL SILVER CITY
3G2	**PREFINISHED ALUMINUM WINDOW WALL: METAL SLAB COVER - PROFILE 195x420mm**	ALUM. COLOUR: EXTERIOR - PPG UC702-14F DURAMAR GREY VELVET INTERIOR - K-126 DURACRON WHITE SLAB COVER: PPG UC1907G5L DURAMAR XL STEEL SILVER CITY
3G3	**PREFINISHED ALUMINUM WINDOW WALL: METAL SLAB COVER - PROFILE 220x420mm**	ALUM. COLOUR: EXTERIOR - PPG UC702-14F DURAMAR GREY VELVET INTERIOR - K-126 DURACRON WHITE SLAB COVER: PPG UC1907G5L DURAMAR XL STEEL SILVER CITY
3H	**PREFINISHED ALUMINUM WINDOW WALL: OPERABLE WINDOW - VISION PANEL**	ALUM. COLOUR: EXTERIOR - PPG UC702-14F DURAMAR GREY VELVET INTERIOR - K-126 DURACRON WHITE GLASS TYPE: CLEAR INNER & OUTER LITE, GUARDIAN SUNGUARD - SUPERNEUTRAL SN54 ON SURFACE 2
3J	**PREFINISHED ALUMINUM WINDOW WALL: OPERABLE WINDOW - GLASS SPANDREL PANEL**	ALUM. COLOUR: EXTERIOR - PPG UC702-14F DURAMAR GREY VELVET INTERIOR - K-126 DURACRON WHITE GLASS TYPE: CLEAR FLOAT COLOUR: SOLID FRIT VIRACON SUBDUED GRAY V160 ON SURFACE 2
3K	**PREFINISHED ALUMINUM WINDOW WALL: OPERABLE WINDOW - METAL LOUVER**	ALUM. COLOUR: EXTERIOR - PPG UC702-14F DURAMAR GREY VELVET INTERIOR - K-126 DURACRON WHITE METAL LOUVER: PPG UC702-14F DURAMAR GREY VELVET
4	**PREFINISHED STOREFRONT CURTAINWALL: VISION PANEL (GROUND FLOOR)**	ALUM. COLOUR: EXTERIOR - PPG UC702-14F DURAMAR GREY VELVET INTERIOR - PPG UC702-14F DURAMAR GREY VELVET GLASS TYPE: CLEAR INNER & OUTER LITE, GUARDIAN SUNGUARD - SUPERNEUTRAL SN68 ON SURFACE 2
4A	**PREFINISHED STOREFRONT CURTAINWALL: VISION PANEL FRIT PATTERN (GROUND FLOOR)**	ALUM. COLOUR: EXTERIOR - PPG UC702-14F DURAMAR GREY VELVET INTERIOR - PPG UC702-14F DURAMAR GREY VELVET GLASS TYPE: CLEAR INNER & OUTER LITE, GUARDIAN SUNGUARD - SUPERNEUTRAL SN68 ON SURFACE 2 WHITE FRIT SAM DIAMETER DOTS IN 10CM SQUARE PATTERN ON SURFACE 3
4B	**PREFINISHED STOREFRONT CURTAINWALL: SHADOW BOX (GROUND FLOOR)**	ALUM. COLOUR: EXTERIOR - PPG UC702-14F DURAMAR GREY VELVET INTERIOR - PPG UC702-14F DURAMAR GREY VELVET GLASS TYPE: CLEAR INNER & OUTER LITE, GUARDIAN SUNGUARD - SUPERNEUTRAL SN68 ON SURFACE 2 COLOUR: WHITE COLOUR PAINT ON ALUMINUM PAN BEHIND SURFACE 4
4C	**PREFINISHED STOREFRONT CURTAINWALL: GLASS SPANDREL PANEL (GROUND FLOOR)**	ALUM. COLOUR: EXTERIOR - PPG UC702-14F DURAMAR GREY VELVET INTERIOR - PPG UC702-14F DURAMAR GREY VELVET GLASS TYPE: CLEAR INNER & OUTER LITE, GUARDIAN SUNGUARD - SUPERNEUTRAL SN68 ON SURFACE 2 COLOUR: SOLID FRIT GREY VELVET ON SURFACE 4
4D	**PREFINISHED STOREFRONT CURTAINWALL: METAL LOUVER (GROUND FLOOR)**	ALUM. COLOUR: EXTERIOR - PPG UC702-14F DURAMAR GREY VELVET INTERIOR - PPG UC702-14F DURAMAR GREY VELVET METAL LOUVER: PPG UC702-14F DURAMAR GREY VELVET
4E	**PREFINISHED STOREFRONT CURTAINWALL: METAL SPANDREL PANEL (GROUND FLOOR)**	ALUM. COLOUR: EXTERIOR - PPG UC702-14F DURAMAR GREY VELVET INTERIOR - PPG UC702-14F DURAMAR GREY VELVET METAL PANEL: PPG UC702-14F DURAMAR GREY VELVET
4F	**PREFINISHED STOREFRONT CURTAINWALL: VISION PANEL FRIT PATTERN (GROUND FLOOR)**	ALUM. COLOUR: EXTERIOR - PPG UC702-14F DURAMAR GREY VELVET INTERIOR - PPG UC702-14F DURAMAR GREY VELVET GLASS TYPE: CLEAR INNER & OUTER LITE, GUARDIAN SUNGUARD - SUPERNEUTRAL SN68 ON SURFACE 3 GREY VELVET HORIZONTAL FRIT PATTERN ON SURFACE 2

LEGEND

BBQ	BBQ GAS CONNECTION - REFER TO MECHANICAL DRAWINGS
NFHB	NON FREEZE HOSE BIBB - REFER TO MECHANICAL DRAWINGS
WDR	WEATHERPROOF DUPLEX RECEPTACLE - REFER TO ELECTRICAL DRAWINGS
LF	LIGHT FIXTURE - REFER TO ELECTRICAL DRAWINGS
TG	TEMPERED GLASS

Window Schedule Legend (1/A4-13)
NTS

Contractor Must Check And Verify All Dimensions On The Job.
Do Not Scale The Drawings.
All Drawings, Specifications And Related Documents Are The Copyright Of The Architect And Must Be Returned Upon Request.
Reproduction Of Drawings, Specifications And Related Documents In Part Or Whole Is Forbidden Without The Architects Written Permission.
The Drawing Is Not To Be Used For Construction Until Signed By The Architect.

Date: November 4, 2016

CAMILLO ASSOCIATES
REGISTERED ARCHITECT
JAMES CAMILLO
SEAL MUST BE SIGNED TO BE VALID
Construction

KIRKOR ARCHITECTS + PLANNERS
20 Martin Ross Avenue, Toronto, Ontario, M3J 2K8
Tel 416 665-6060, Fax 416 665-7234, www.kirkorarchitects.com

No.	Revision	Date

No.	Issued For	Date
2	Construction	Nov. 4, 2016
1	Tender	Oct. 19, 2015

AQUAVISTA
AT BAYSIDE TORONTO

Drawing Title
Window Schedule - Level 2 - Interior East & West Elevation

Project
Hines TRIDEL
AQUAVISTA
Block 3 - R3 & R4
263 Queens Quay East
Toronto, ON.

Scale: As indicated
Drawn By: E.V. / M.N.
Checked By: C.A.
Project No.: 13148
Date: November 4, 2016
Drawing No.: A4-13

Plot Date: 11/2/2016 11:58:03 AM File Path: C:\Users\vdesign\Documents\REVIT 2016 WORKING FILES\13148P2D-Model-Building R3-R4_vdesign.rvt