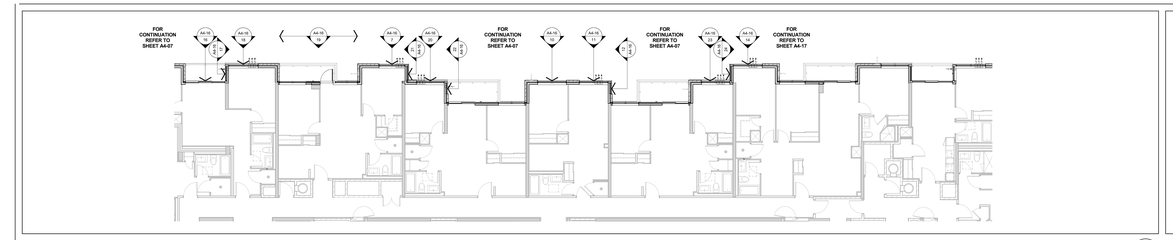

Window Schedule Partial Floor Plan - Level 7 5 A4-16
Scale: 1 : 100

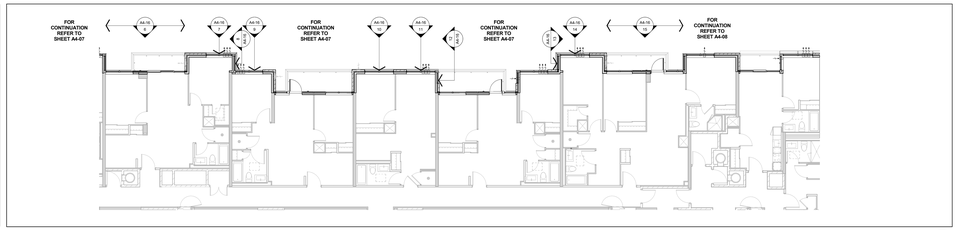

Window Schedule Partial Floor Plan - Level 6 4 A4-16
Scale: 1 : 100

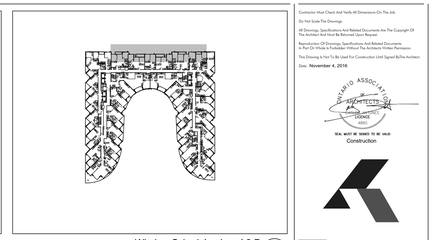

Window Schedule - Level 6-7 2 A4-16
NTS

North Elevation - Part 9 24 A4-16
Scale: 1 : 50

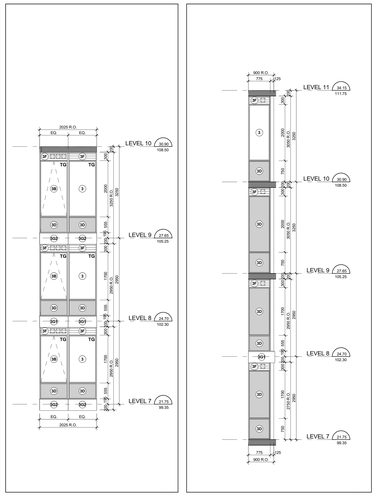

North Elevation - Part 8 23 A4-16
Scale: 1 : 50

North Elevation - Part 7 22 A4-16
Scale: 1 : 50

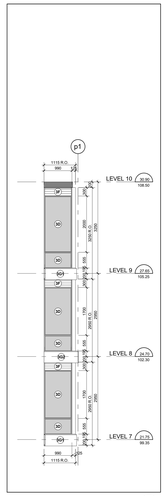

North Elevation - Part 5 21 A4-16
Scale: 1 : 50

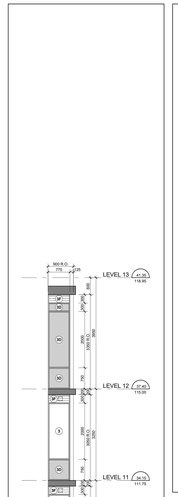

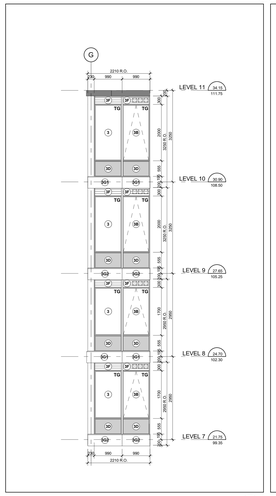

North Elevation - Part 6 20 A4-16
Scale: 1 : 50

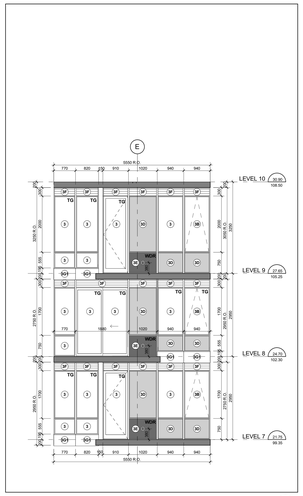

North Elevation - Part 4 19 A4-16
Scale: 1 : 50

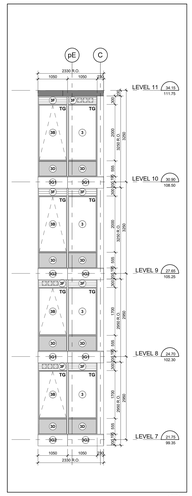

North Elevation - Part 3 18 A4-16
Scale: 1 : 50

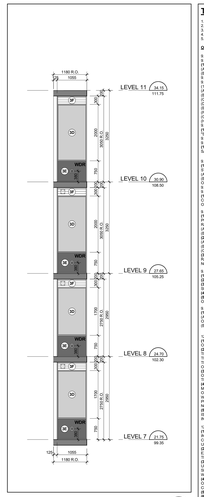

North Elevation - Part 2 17 A4-16
Scale: 1 : 50

TYPICAL WINDOW SCHEDULE NOTES:

1. ADD 10MM CAULKING ALLOWANCE ON ONE OR BOTH SIDES OF WINDOW OPENING.
2. ALL DOOR AND WINDOW SWINGS AS PER PLANS AND ELEVATIONS.
3. CO-ORDINATE LOUVER LOCATIONS WITH MECHANICAL DRAWINGS.
4. CO-ORDINATE LOCATIONS OF ALL EXTERIOR WALL MOUNTED FIXTURES WITH ARCHITECT.
5. CO-ORDINATE BALCONY/TERRACE ELECTRICAL OUTLETS WITH ELECTRICAL DRAWINGS.

OBC REQUIREMENTS:

9.7.2. WINDOW STANDARDS:
9.7.2.1. WINDOW STANDARDS:
(1) WINDOWS SHALL CONFORM TO:
(a) CAN/CSA-A440, "WINDOWS", AND
(b) THE CAN/CSA-A440.1, "USER SELECTION GUIDE TO CSA STANDARD CAN/CSA-A440-00 WINDOWS".
(2) GLASS.
9.7.2.1. - GLASS STANDARDS:
(1) GLASS SHALL CONFORM TO:
(a) CAN/CGSB-12.1-M, "TEMPERED OR LAMINATED SAFETY GLASS",
(b) CAN/CGSB-12.2-M, "FLAT, CLEAR SHEET GLASS",
(c) CAN/CGSB-12.3-M, "FLAT, CLEAR FLOAT GLASS",
(d) CAN/CGSB-12.4-M, "FLAT, TINTED GLASS",
(2) CAN/CGSB-12.8, "INSULATING GLASS UNITS",
(3) CAN/CGSB-12.11-M, "WIRED GLASS, TRANSPARENT REFLECTING",
(4) CAN/CGSB-12.11-M, "WIRED SAFETY GLASS", OR
(5) CAN/CGSB-12.20-M, "GLASS FOR WINDOW PERFORMANCE AND EVALUATION".
9.7.2.2. STRUCTURAL DESIGN OF GLASS:
(6) GLASS IN WINDOWS, SLOPED GLAZING AND SKYLIGHTS SHALL BE DESIGNED IN CONFORMANCE WITH CAN/CGSB-12.20-M, "GLASS FOR WINDOW PERFORMANCE FOR BUILDINGS".
9.7.4. CAULKING AND GLAZING:
9.7.4.1. SEALING COMPOUND:
(1) SEALING COMPOUND USED TO SEAL THE GLASS COMPONENT OF A FACTORY-SEALED DOUBLE-GLAZED UNIT TO THE FRAME COMPONENT SHALL BE COMPATIBLE WITH THE MATERIAL USED TO EDGE SEAL THE GLASS COMPONENT.
9.7.5.4. WINDOWS ABOVE THE SECOND STOREY:
(5) WINDOWS IN PUBLIC AREAS THAT EXTEND TO LESS THAN 1 000 MM FROM THE FLOOR AND ARE LOCATED ABOVE THE SECOND STOREY IN BUILDINGS OF RESIDENTIAL OCCUPANCY SHALL BE:
(a) CONSTRUCTED TO RESTRICT THE OPENING IN CONFORMANCE WITH 9.8.8., OR
(b) NON-OPENABLE AND DESIGNED TO WITHSTAND THE LATERAL DESIGN LOADS FOR GUARDS AS PROVIDED IN ARTICLES 4.1.5.10. OF SUBSECTION 4.1.5.
9.7.6. RESISTANCE TO FORCED ENTRY:
(1) WINDOWS IN DWELLING UNITS and ROOMING HOUSES
(5) IN DWELLING UNITS, WINDOWS, ANY PART OF WHICH IS LOCATED WITHIN 2 000 MM OF ADJACENT GROUND LEVEL, SHALL CONFORM TO THE REQUIREMENTS FOR RESISTANCE TO FORCED ENTRY AS DESCRIBED IN CLAUSE 10.13 OF CAN/CSA-A440.W, "WINDOWS".
9.8.8.1. REQUIRED GUARDS:
(1) EXCEPT AS PROVIDED IN SENTENCES (2) AND (3), EVERY SURFACE TO WHICH ACCESS IS PROVIDED FOR OTHER THAN MAINTENANCE PURPOSES, INCLUDING BUT NOT LIMITED TO ROOFS OF ROOF TRAPS AND SKYLIGHTS, EXTERIOR LANDINGS, FLOOR AREAS, BALCONIES, GALLERIES AND RAMPS, SHALL BE GUARDED BY A GUARD IF THE DIFFERENCE IN ELEVATION OF THE SURFACE EXCEEDS 600 MM AND
(a) THERE IS A DIFFERENCE IN ELEVATION OF MORE THAN 600 MM BETWEEN THE WALKING SURFACE AND THE ADJACENT SURFACE, OR
(b) THE SLOPE OF THE WALKING SURFACE IS MORE THAN 1:2 M FROM THE WALKING SURFACE AND A SLOPE OF MORE THAN 1:10 M 2.
(2) GUARDS ARE NOT REQUIRED:
(A) AT LOADING DOCKS;
(B) ON RAMPS IN PRIVATE GARAGES; OR
(C) WHERE ACCESS IS PROVIDED FOR MAINTENANCE PURPOSES ONLY.
(3) WHEN AN INTERIOR STAIR HAS MORE THAN 2 RISERS OR AN INTERIOR RAMP RISES MORE THAN 600 MM, THE SIDES OF THE STAIR OR RAMP, EXCEPT THOSE FACING A CLOSET OR LEVEL AROUND THE STAIRWELL OR RAMP SHALL BE PROTECTED BY A GUARD ON EACH SIDE THAT IS NOT PROTECTED BY A WALL.
9.8.8.5. HEIGHT OF GUARDS:
(1) EXCEPT AS PROVIDED IN SENTENCES (2) TO (4), ALL GUARDS SHALL BE NOT LESS THAN 1 070 MM HIGH.
(2) ALL GUARDS WITHIN DWELLING UNITS SHALL BE NOT LESS THAN 900 MM HIGH.
(3) EXTERIOR GUARDS SERVING NOT MORE THAN ONE DWELLING UNIT SHALL BE NOT LESS THAN 900 MM HIGH WHERE THE WALKING SURFACE THAT THE GUARD SERVES IS NOT MORE THAN 1 800 MM HIGH TO THE ADJACENT GROUND LEVEL.
(4) GUARDS FOR FLIGHTS OF STEPS, EXCEPT IN REQUIRED EXIT STAIRS, SHALL BE NOT LESS THAN 800 MM HIGH.
(5) THE HEIGHT OF GUARDS FOR FLIGHTS OF STEPS SHALL BE MEASURED VERTICALLY FROM A LINE DRAWN THROUGH THE LEADING EDGE OF THE TREADS OF THE GUARD.
9.8.8.7. GLASS IN GUARDS:
(1) GLASS IN GUARDS SHALL BE:
(a) SAFETY GLASS OF THE LAMINATED OR TEMPERED TYPE CONFORMING TO CAN/CGSB-12.1-M, "TEMPERED OR LAMINATED SAFETY GLASS", OR
(b) WIRED GLASS CONFORMING TO CAN/CGSB-12.11-M, "WIRED SAFETY GLASS".
12.3.5.11. WINDOWS AND GLAZING:
(1) EXCEPT AS PROVIDED IN SENTENCES (2) AND (3), WINDOWS AND ALL GLAZING THAT SEPARATES HEATED SPACE FROM UNHEATED SPACE OR THE EXTERIOR SHALL BE DESIGNED TO LIMIT THE RATE OF AIR INFILTRATION TO NOT MORE THAN 1.75 L/S FOR EACH METRE OF GLAZING, INCLUDING GLAZING FOR DOORS AND SKYLIGHTS.
(2) EXCEPT AS PROVIDED IN SENTENCES (3) AND (4), THE TOTAL AREA OF GLAZING, INCLUDING GLAZING FOR DOORS AND SKYLIGHTS, THAT SEPARATES HEATED SPACE FROM UNHEATED SPACE OR THE EXTERIOR SHALL NOT EXCEED 20 PER CENT OF THE FLOOR AREA OF THE ROOM OR SPACE, EXCEPT THAT THE TOTAL AREA OF GLAZING THAT SEPARATES HEATED SPACE FROM THE EXTERIOR, AND THAT SEPARATES HEATED SPACE FROM UNHEATED SPACE OR THE EXTERIOR, ON THE CASE OF A SLOPING WALL, THE AREA OF THE OPAQUE PORTION OF THE WALL IS CALCULATED AS ITS PROJECTED AREA ON A VERTICAL PLANE.
(3) EXCEPT WHEN THE SUM OF HEATING, COOLING AND VENTILATION LOSSES OR GAINS CALCULATED IN ACCORDANCE (1) AND ARTICLE 12.3.1.10., THE AREA OF SUCH GLAZING FOR THE PURPOSE OF APPLYING SENTENCE (2) MAY BE ASSUMED AS BEING EQUAL TO THE ACTUAL AREA MULTIPLIED BY THE RATIO OF THE REQUIRED THERMAL RESISTANCE DIVIDED BY THE ACTUAL THERMAL RESISTANCE OF THE GLAZING.
(4) EXCEPT WHEN THE SUM OF HEATING, COOLING AND VENTILATION LOSSES OR GAINS CALCULATED USING A SOLAR HEAT GAIN COEFFICIENT OF NOT MORE THAN 0.75 THAT IS ORIENTED IN THE WESTERN AND EASTERN DIRECTION WITHIN 45° OF DUE SOUTH MAY BE ASSUMED TO BE SUFFICIENT TO OFFSET THE SOLAR HEAT GAIN FROM SUCH GLAZED AREAS THROUGHOUT THE BUILDING, FOR THE PURPOSE OF APPLYING SENTENCE (3) WITH A SYSTEM THAT IS CAPABLE OF DISTRIBUTING THE SOLAR HEAT GAIN FROM SUCH GLAZED AREAS THROUGHOUT THE BUILDING, FOR THE PURPOSE OF APPLYING SENTENCE (3) WITH NOT THE GLAZING IS SHADED IN THE WINTER, THE SHADING SHALL BE CALCULATED USING THE NON-SUN-WARD ELEVATION OF DECEMBER 21.
(6) SENTENCE (4) SHALL NOT APPLY WHERE THE BUILDING IS DESIGNED TO BE COOLED UNLESS THE GLAZING DESCRIBED IN SENTENCE (4) IS SHADED IN THE SUMMER, THE SHADING SHALL BE CALCULATED USING THE NON-SUN-WARD ELEVATION OF JUNE 21 OR WHEN THE GLAZING IS SHADED IN THE SUMMER, THE SHADING SHALL BE CALCULATED USING THE NON-SUN-WARD ELEVATION OF JUNE 21.
12.3.5.12. AIR INFILTRATION:
(1) WINDOWS THAT SEPARATE HEATED SPACE FROM UNHEATED SPACE OR THE EXTERIOR SHALL BE DESIGNED TO LIMIT THE RATE OF AIR INFILTRATION TO NOT MORE THAN 1.75 L/S FOR EACH METRE OF SASH CRACK WHEN TESTED AT PRESSURE DIFFERENTIAL OF 75 PA IN CONFORMANCE WITH SENTENCE (2) AND ARTICLE 12.3.1.10. WHEN THE PRESSURE DIFFERENTIAL OF 75 PA IS NOT REACHED UNDER SPECIFIED PRESSURE DIFFERENCES ACROSS THE SPECIMEN.
(2) DOORS THAT SEPARATE HEATED SPACE FROM UNHEATED SPACE OR THE EXTERIOR SHALL BE DESIGNED TO LIMIT THE RATE OF AIR INFILTRATION TO NOT MORE THAN 2.5 L/S FOR EACH SQUARE METRE OF DOOR AREA WHEN TESTED IN CONFORMANCE WITH SENTENCE (2).
(3) EXCEPT WHERE THE DOOR IS WEATHER-STRIPPED ON ALL EDGES AND PROTECTED WITH A STORM DOOR OR BY AN ENCLOSED UNHEATED SPACE, EXTERIOR SWING TYPE DOOR ASSEMBLIES FOR DWELLING UNITS, INDIVIDUALLY RENTED HOTEL ROOMS AND SUITES OF HOTELS, AND SUITES OF MOTELS, SHALL BE DESIGNED TO LIMIT THE RATE OF AIR INFILTRATION TO NOT MORE THAN 6.25 L/S FOR EACH SQUARE METRE OF DOOR AREA WHEN TESTED IN CONFORMANCE WITH SENTENCE (2).
(4) DOOR ASSEMBLIES OTHER THAN THOSE DESCRIBED IN SENTENCES (2) AND (3) THAT SEPARATE HEATED SPACE FROM UNHEATED SPACE OR THE EXTERIOR SHALL BE DESIGNED TO LIMIT THE RATE OF AIR INFILTRATION TO NOT MORE THAN 1.75 L/S FOR EACH METRE OF DOOR CRACK WHEN TESTED IN CONFORMANCE WITH SENTENCE (2).
(5) CAULKING MATERIAL TO REDUCE AIR INFILTRATION SHALL CONFORM TO THE REQUIREMENTS IN SUBSECTION 9.27.4.
(6) EXCEPT WHERE THE SUM OF HEATING, COOLING AND VENTILATION LOSSES OR GAINS CALCULATED IN ACCORDANCE WITH OTHER LOCATION WHERE THERE IS A POSSIBILITY OF AIR LEAKAGE INTO HEATED SPACES IN A BUILDING THROUGH THE EXTERIOR WALLS, SUCH AS AT UTILITY CONNECTIONS, ELEVATOR SHAFTS, DUCTS, PIPES, CONDUITS, WIRES, ETC. SHALL BE DESIGNED TO LIMIT AIR LEAKAGE.
(7) AIR LEAKAGE BETWEEN THE ATTIC SPACE AND HEATED SPACE IN A BUILDING SHALL BE SUBJECT TO THE PENETRATION OF SERVICES SHALL BE RESTRICTED IN CONFORMANCE WITH THE REQUIREMENTS OF SUBSECTION 9.25.3.

Typical Window Schedule Notes 3 A4-16
NTS

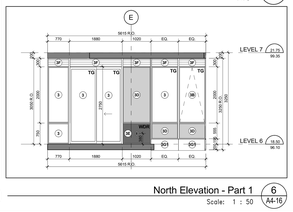

North Elevation - Part 1 6 A4-16
Scale: 1 : 50

WINDOW SCHEDULE LEGEND

13148 - AQUAVISTA
UPDATED: FEBRUARY 16, 2016

3	**PREFINISHED ALUMINUM WINDOW WALL - VISION PANEL**	ALUM. COLOUR: EXTERIOR - PPG UC702-NF DURAMAR GREY VELVET INTERIOR - #13B DURACRON WHITE GLASS TYPE: CLEAR INNER & OUTER LITE, GUARDIAN SUNGUARD - SUPERNEUTRAL 366H ON SURFACE 2
3A	**PREFINISHED ALUMINUM WINDOW WALL - VISION PANEL FRIT PATTERN**	ALUM. COLOUR: EXTERIOR - PPG UC702-NF DURAMAR GREY VELVET INTERIOR - #13B DURACRON WHITE GLASS TYPE: CLEAR INNER & OUTER LITE, GUARDIAN SUNGUARD - SUPERNEUTRAL 366H ON SURFACE 2 WHITE FRIT 3MM DIAMETER DOTS IN 100DR SQUARE PATTERN ON SURFACE 3
3B	**PREFINISHED ALUMINUM WINDOW WALL - OPERABLE AWNING**	ALUM. COLOUR: EXTERIOR - PPG UC702-NF DURAMAR GREY VELVET INTERIOR - #13B DURACRON WHITE GLASS TYPE: CLEAR INNER & OUTER LITE, GUARDIAN SUNGUARD - SUPERNEUTRAL 366H ON SURFACE 2
3C	**PREFINISHED ALUMINUM WINDOW WALL - OPERABLE AWNING FRIT PATTERN**	ALUM. COLOUR: EXTERIOR - PPG UC702-NF DURAMAR GREY VELVET INTERIOR - #13B DURACRON WHITE GLASS TYPE: CLEAR INNER & OUTER LITE, GUARDIAN SUNGUARD - SUPERNEUTRAL 366H ON SURFACE 2 WHITE FRIT 3MM DIAMETER DOTS IN 100DR SQUARE PATTERN ON SURFACE 3
3D	**PREFINISHED ALUMINUM WINDOW WALL - GLASS SPANDREL PANEL**	ALUM. COLOUR: EXTERIOR - PPG UC702-NF DURAMAR GREY VELVET INTERIOR - #13B DURACRON WHITE GLASS TYPE: SOLID FRIT VIRACON SUBDUED GRAY VIKO ON SURFACE 2 COLOUR: SOLID FRIT VIRACON SUBDUED GRAY VIKO ON SURFACE 2
3E	**PREFINISHED ALUMINUM WINDOW WALL - METAL SPANDREL PANEL**	ALUM. COLOUR: EXTERIOR - PPG UC702-NF DURAMAR GREY VELVET INTERIOR - #13B DURACRON WHITE METAL PANEL: PPG UC702-NF DURAMAR GREY VELVET
3F	**PREFINISHED ALUMINUM WINDOW WALL - METAL LOUVER**	ALUM. COLOUR: EXTERIOR - PPG UC702-NF DURAMAR GREY VELVET INTERIOR - #13B DURACRON WHITE METAL LOUVER: PPG UC702-NF DURAMAR GREY VELVET
3G1	**PREFINISHED ALUMINUM WINDOW WALL - METAL SLAB COVER - PROFILE 40x420mm**	ALUM. COLOUR: EXTERIOR - PPG UC702-NF DURAMAR GREY VELVET INTERIOR - #13B DURACRON WHITE SLAB COVER: PPG UC1087GSL DURAMAR XL STEEL SILVER CITY
3G2	**PREFINISHED ALUMINUM WINDOW WALL - METAL SLAB COVER - PROFILE 105x420mm**	ALUM. COLOUR: EXTERIOR - PPG UC702-NF DURAMAR GREY VELVET INTERIOR - #13B DURACRON WHITE SLAB COVER: PPG UC1087GSL DURAMAR XL STEEL SILVER CITY
3G3	**PREFINISHED ALUMINUM WINDOW WALL - METAL SLAB COVER - PROFILE 220x420mm**	ALUM. COLOUR: EXTERIOR - PPG UC702-NF DURAMAR GREY VELVET INTERIOR - #13B DURACRON WHITE SLAB COVER: PPG UC1087GSL DURAMAR XL STEEL SILVER CITY
3H	**PREFINISHED ALUMINUM WINDOW WALL - OPERABLE WINDOW - VISION PANEL**	ALUM. COLOUR: EXTERIOR - PPG UC702-NF DURAMAR GREY VELVET INTERIOR - #13B DURACRON WHITE GLASS TYPE: CLEAR INNER & OUTER LITE, GUARDIAN SUNGUARD - SUPERNEUTRAL 366H ON SURFACE 2
3J	**PREFINISHED ALUMINUM WINDOW WALL - OPERABLE WINDOW - GLASS SPANDREL PANEL**	ALUM. COLOUR: EXTERIOR - PPG UC702-NF DURAMAR GREY VELVET INTERIOR - #13B DURACRON WHITE GLASS TYPE: SOLID FRIT VIRACON SUBDUED GRAY VIKO ON SURFACE 2 COLOUR: SOLID FRIT VIRACON SUBDUED GRAY VIKO ON SURFACE 2
3K	**PREFINISHED ALUMINUM WINDOW WALL - OPERABLE WINDOW - METAL LOUVER**	ALUM. COLOUR: EXTERIOR - PPG UC702-NF DURAMAR GREY VELVET INTERIOR - #13B DURACRON WHITE METAL LOUVER: PPG UC702-NF DURAMAR GREY VELVET
4	**PREFINISHED STOREFRONT CURTAINWALL - VISION PANEL (GROUND FLOOR)**	ALUM. COLOUR: EXTERIOR - PPG UC702-NF DURAMAR GREY VELVET INTERIOR - #13B DURACRON WHITE GLASS TYPE: CLEAR INNER & OUTER LITE, GUARDIAN SUNGUARD - SUPERNEUTRAL 366H ON SURFACE 2
4A	**PREFINISHED STOREFRONT CURTAINWALL - VISION PANEL FRIT PATTERN (GROUND FLOOR)**	ALUM. COLOUR: EXTERIOR - PPG UC702-NF DURAMAR GREY VELVET INTERIOR - #13B DURACRON WHITE GLASS TYPE: CLEAR INNER & OUTER LITE, GUARDIAN SUNGUARD - SUPERNEUTRAL 366H ON SURFACE 2 WHITE FRIT 3MM DIAMETER DOTS IN 100DR SQUARE PATTERN ON SURFACE 3
4B	**PREFINISHED STOREFRONT CURTAINWALL - SHADOW BOX (GROUND FLOOR)**	ALUM. COLOUR: EXTERIOR - PPG UC702-NF DURAMAR GREY VELVET INTERIOR - PPG UC702-NF DURAMAR GREY VELVET GLASS TYPE: CLEAR INNER & OUTER LITE, GUARDIAN SUNGUARD - SUPERNEUTRAL 366H ON SURFACE 2 COLOUR: WHITE COLOUR PAINT ON ALUMINUM PAN BEHIND SURFACE 4
4C	**PREFINISHED STOREFRONT CURTAINWALL - GLASS SPANDREL PANEL (GROUND FLOOR)**	ALUM. COLOUR: EXTERIOR - PPG UC702-NF DURAMAR GREY VELVET INTERIOR - PPG UC702-NF DURAMAR GREY VELVET GLASS TYPE: CLEAR INNER & OUTER LITE, GUARDIAN SUNGUARD - SUPERNEUTRAL 366H ON SURFACE 2 COLOUR: SOLID FRIT GREY VELVET ON SURFACE 2
4D	**PREFINISHED STOREFRONT CURTAINWALL - METAL LOUVER (GROUND FLOOR)**	ALUM. COLOUR: EXTERIOR - PPG UC702-NF DURAMAR GREY VELVET INTERIOR - PPG UC702-NF DURAMAR GREY VELVET METAL LOUVER: PPG UC702-NF DURAMAR GREY VELVET
4E	**PREFINISHED STOREFRONT CURTAINWALL - METAL SPANDREL PANEL (GROUND FLOOR)**	ALUM. COLOUR: EXTERIOR - PPG UC702-NF DURAMAR GREY VELVET INTERIOR - PPG UC702-NF DURAMAR GREY VELVET METAL PANEL: PPG UC702-NF DURAMAR GREY VELVET
4F	**PREFINISHED STOREFRONT CURTAINWALL - VISION PANEL FRIT PATTERN (GROUND FLOOR)**	ALUM. COLOUR: EXTERIOR - PPG UC702-NF DURAMAR GREY VELVET INTERIOR - PPG UC702-NF DURAMAR GREY VELVET GLASS TYPE: CLEAR INNER & OUTER LITE, GUARDIAN SUNGUARD - SUPERNEUTRAL 366H ON SURFACE 3 GREY VELVET HORIZONTAL FRIT PATTERN ON SURFACE 2

LEGEND

BBQ	BBQ GAS CONNECTION - REFER TO MECHANICAL DRAWINGS
NFHB	NON FREEZE HOSE BIBB - REFER TO MECHANICAL DRAWINGS
WDR	WEATHERPROOF DUPLEX RECEPTACLE - REFER TO ELECTRICAL DRAWINGS
LF	LIGHT FIXTURE - REFER TO ELECTRICAL DRAWINGS
TG	TEMPERED GLASS

Window Schedule Legend 1 A4-16
NTS

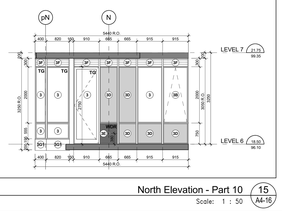

North Elevation - Part 1 - Level 7 16 A4-16
Scale: 1 : 50

North Elevation - Part 10 15 A4-16
Scale: 1 : 50

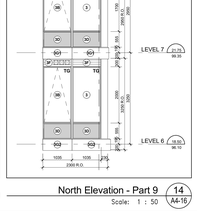

North Elevation - Part 9 14 A4-16
Scale: 1 : 50

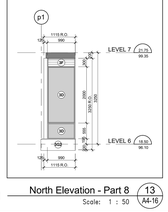

North Elevation - Part 8 13 A4-16
Scale: 1 : 50

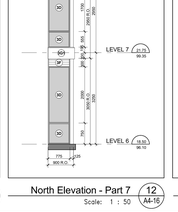

North Elevation - Part 7 12 A4-16
Scale: 1 : 50

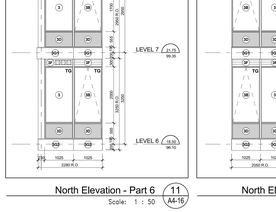

North Elevation - Part 6 11 A4-16
Scale: 1 : 50

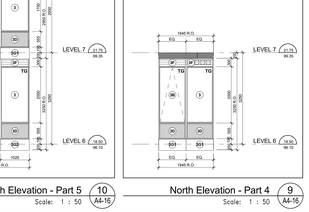

North Elevation - Part 5 10 A4-16
Scale: 1 : 50

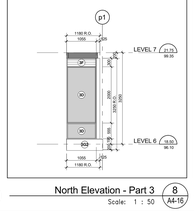

North Elevation - Part 4 9 A4-16
Scale: 1 : 50

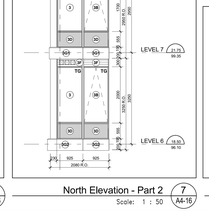

North Elevation - Part 3 8 A4-16
Scale: 1 : 50

North Elevation - Part 2 7 A4-16
Scale: 1 : 50

Contractor Must Check And Verify All Dimensions On The Job.
Do Not Scale The Drawings.
All Drawings, Specifications And Related Documents Are The Copyright Of The Architect And Must Be Returned Upon Request.
Reproduction Of Drawings, Specifications And Related Documents In Part Or Whole Is Forbidden Without The Architects Written Permission.
The Drawing Is Not To Be Used For Construction Until Signed By The Architect.

Issue: **November 4, 2016**

SEAL MUST BE SIGNED TO BE VALID
Construction

KIRKOR ARCHITECTS + PLANNERS
20 Martin Ross Avenue, Toronto, Ontario, M3J 2K8
TM 16 665-6565, FM 16 665-1234, www.kirkorarchitects.com

No.	Revision	Date
2	Construction	Nov. 4, 2016
1	Tender	Oct. 19, 2015

No.	Issued For	Date

AQUAVISTA
AT BAYSIDE TORONTO

Drawing Title
Window Schedule - Level 6-7 - North Elevation

Project
Hines TRIDEL
AQUAVISTA
Block 3 - R3 & R4
263 Queens Quay East
Toronto, ON

Scale	As indicated
Drawn by	E.V. / M.N.
Checked by	C.A.
Project No.	13148
Date	November 4, 2016
Drawing No.	A4-16

Plot Date: 11/2/2016 11:58:42 AM File Path: C:\Users\vdesock\Documents\REVIT 2015 WORKING FILES\13148FZC-Model-Building R3-R4_vdesock.rvt