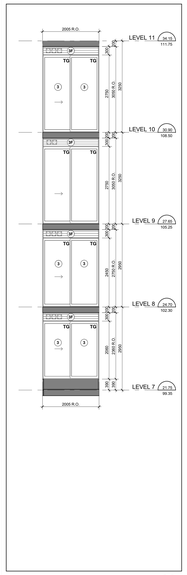

Interior East Elevation - Part 5 (20 / A4-18)
Scale: 1 : 50

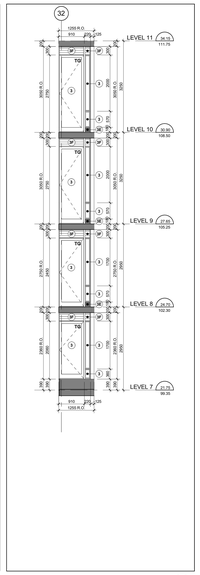

Interior East Elevation - Part 4 (19 / A4-18)
Scale: 1 : 50

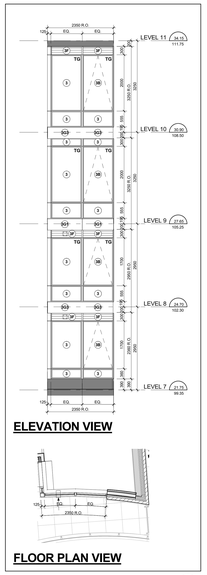

ELEVATION VIEW

FLOOR PLAN VIEW

Interior East Elevation - Part 3 (18 / A4-18)
Scale: 1 : 50

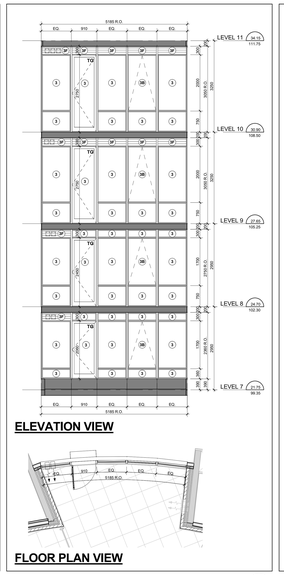

ELEVATION VIEW

FLOOR PLAN VIEW

Interior East Elevation - Part 2 (17 / A4-18)
Scale: 1 : 50

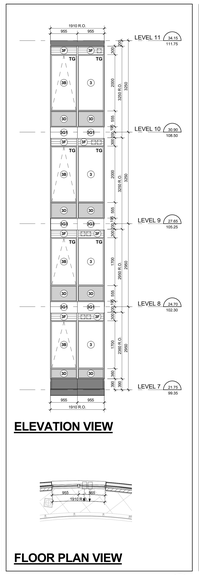

ELEVATION VIEW

FLOOR PLAN VIEW

Interior East Elevation - Part 1 (16 / A4-18)
Scale: 1 : 50

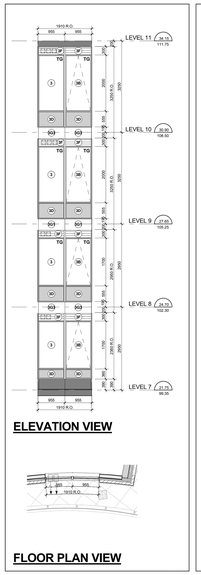

ELEVATION VIEW

FLOOR PLAN VIEW

Interior West Elevation - Part 22 (15 / A4-18)
Scale: 1 : 50



ELEVATION VIEW

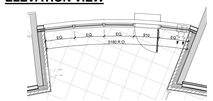

FLOOR PLAN VIEW

Interior West Elevation - Part 21 (14 / A4-18)
Scale: 1 : 50

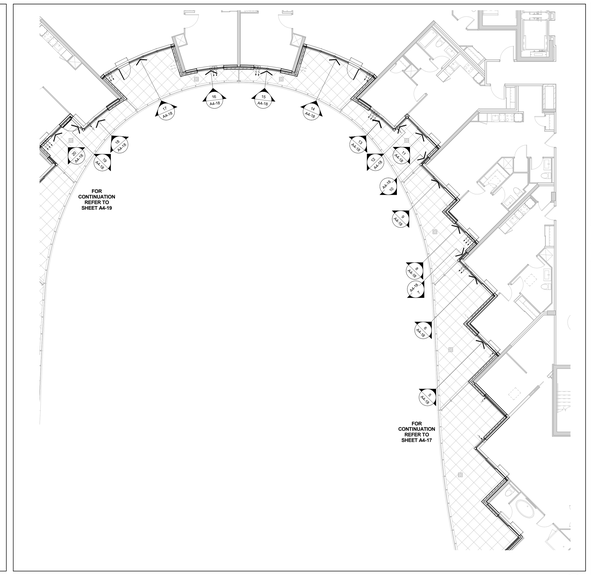

Window Schedule Partial Floor Plan - Level 7 (4 / A4-18)
Scale: 1 : 100

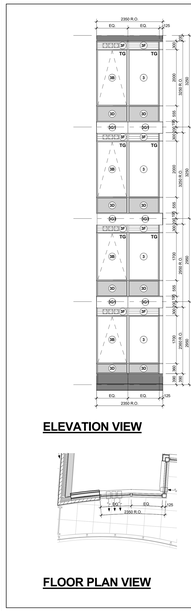

ELEVATION VIEW

FLOOR PLAN VIEW

Interior West Elevation - Part 20 (13 / A4-18)
Scale: 1 : 50

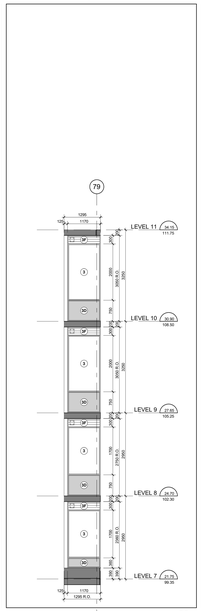

Interior West Elevation - Part 19 (12 / A4-18)
Scale: 1 : 50

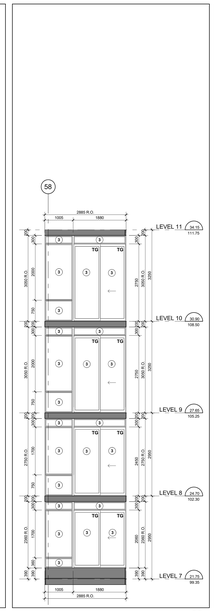

Interior West Elevation - Part 18 (11 / A4-18)
Scale: 1 : 50

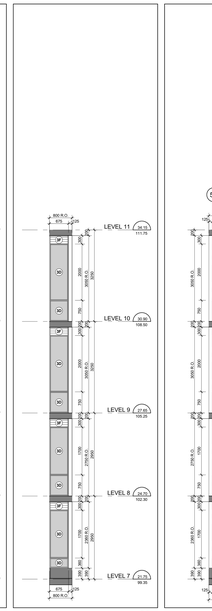

Interior West - Part 17 (10 / A4-18)
Scale: 1 : 50

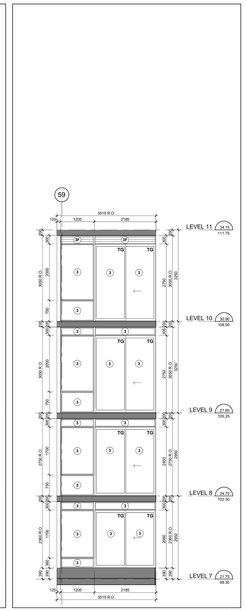

Interior West Elevation - Part 16 (9 / A4-18)
Scale: 1 : 30

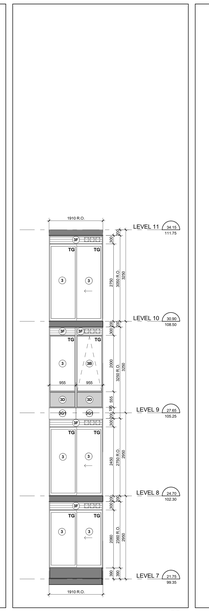

Interior West Elevation - Part 15 (8 / A4-18)
Scale: 1 : 50

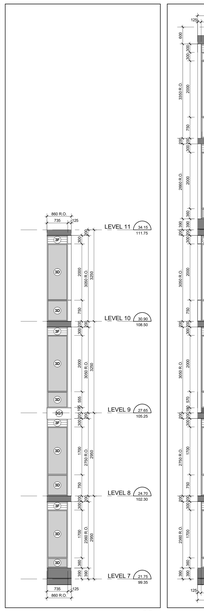

Interior West - Part 14 (7 / A4-18)
Scale: 1 : 50

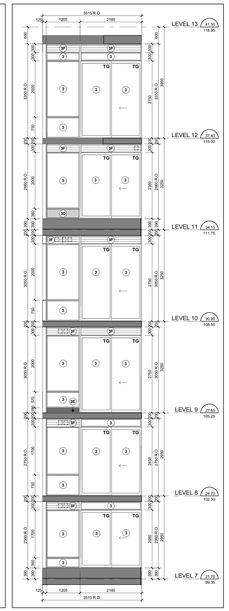

Interior West Elevation - Part 13 (6 / A4-18)
Scale: 1 : 50

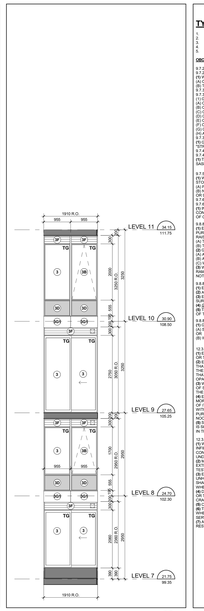

Interior West Elevation - Part 12 (5 / A4-18)
Scale: 1 : 50

TYPICAL WINDOW SCHEDULE NOTES:

1. ADD 10MM GLAZING ALL OWNACE ON ONE OR BOTH SIDES OF WINDOW OPENING.
2. CO-ORDINATE ALL GLAZING WITH ARCHITECTURAL DRAWINGS.
3. CO-ORDINATE LOUVER LOCATIONS WITH MECHANICAL DRAWINGS.
4. CO-ORDINATE STC GLAZING REQUIREMENTS WITH ACOUSTICAL REPORT.
5. CO-ORDINATE WALLCONTSERVICE ELECTRICAL OUTLETS WITH ELECTRICAL DRAWINGS.

GRC SUBCONTRACTOR:

9.7.2. WINDOW STANDARDS
9.7.2.1. WINDOW STANDARD
(1) WINDOWS SHALL CONFORM TO:
(a) CAN/CSA-A440 "WINDOWS"; OR
(b) THE CANCSA-A440.S "USER SELECTION GUIDE TO CSA STANDARD CANCSA-A440.60 WINDOWS".
9.7.3. GLASS
9.7.3.1. GLASS STANDARDS
(1) GLASS SHALL CONFORM TO:
(a) CANCGSB-12.1-M; "TEMPERED OR LAMINATED SAFETY GLASS";
(b) CANCGSB-12.2-M; "FLOAT GLASS";
(c) CANCGSB-12.3-M; "FLAT, CLEAR FLOAT GLASS";
(d) CANCGSB-12.4-M; "WIRED SAFETY GLASS";
(e) CANCGSB-12.8; "INSULATING GLASS UNITS";
(f) CANCGSB-12.11-M; "WIRED SAFETY GLASS"; OR
(g) CANCGSB-12.11-M; "FIRED SAFETY GLASS"; OR
(h) ASTM E2190; "INSULATING GLASS UNIT PERFORMANCE AND EVALUATION".
9.7.3.2. GLAZING IN WINDOWS
(1) GLASS IN WINDOWS, SLOPED GLAZING AND SKYLIGHTS SHALL BE DESIGNED IN CONFORMANCE WITH CANCGSB-12.20-M, "STRUCTURAL DESIGN OF GLASS FOR BUILDINGS".
9.7.4. SEALING COMPOUND
9.7.4.1. SEALING COMPOUND
(1) THE SEALING COMPOUND USED TO SEAL THE GLASS COMPONENT OF A FACTORY-IDEALED DOUBLE-GLAZED UNIT TO THE SASH CMMPONENT SHALL BE COMPATIBLE WITH THE MATERIAL USED TO EDGE SEAL THE GLASS COMPONENT.

9.7.5.4. WINDOWS ABOVE THE SECOND STOREY
(1) WINDOWS ABOVE THE SECOND STOREY TO LESS THAN 1 000 MM FROM THE FLOOR AND ARE LOCATED ABOVE THE SECOND STOREY IN BUILDINGS OF RESIDENTIAL OCCUPANCY SHALL BE:
(a) PROTECTED BY GUARDS IN ACCORDANCE WITH SUBSECTION 9.8.8.; OR
(b) PROTECTED BY SECURITY BARS WITHIN AND THE LATERAL DESIGN LOADS FOR GUARDS AS PROVIDED IN ARTICLES 4.1.5.15. OR 9.8.8.2.
9.7.6. FORCED ENTRY TO FORCED ENTRY
9.7.6.1. FORCED ENTRY THROUGH WINDOWS
(1) WINDOWS ADJACENT TO A LANE OR A LANEWAY OF WHICH IS LOCATED WITHIN 0 200 MM OF ADJACENT GROUND LEVEL, SHALL CONFORM TO THE REQUIREMENTS FOR RESISTANCE TO FORCED ENTRY AS DESCRIBED IN CLAUSE 10.13. OF CANCSA-A440.M, "WINDOWS".
9.8.8.1. REQUIRED GUARDS
(1) GUARDS SHALL BE PROVIDED WITH EXTENDERS (2) AND (3), EVERY SURFACE TO WHICH ACCESS IS PROVIDED FOR OTHER THAN MAINTENANCE PURPOSES, INCLUDING BUT NOT LIMITED TO FLOATS OF STEPS AND RAMPS, EXTERIOR LANDINGS, PORCHES, BALCONIES, GALLERIES AND RAMPS TO A LEVEL LESS THAN 1 000 MM BELOW THE LEVEL OF THE ADJACENT SURFACE, OR WHERE THERE IS A DIFFERENCE IN ELEVATION OF MORE THAN 600 MM BETWEEN THE FINISHED GROUND LEVEL AND THE ADJACENT SURFACE, OR
(b) THE ADJACENT SURFACE WITHIN 1.2 M FROM THE WALKING SURFACE HAS A SLOPE OF MORE THAN 1 IN 2.
(c) AT LOADING DOCKS,
(d) AT FLOOR PITS IN REPAIR GARAGES, OR
(e) AT PITS IN PARKING GARAGES FOR MAINTENANCE PURPOSES ONLY.
(2) WHEN AN INTERIOR STAIR HAS MORE THAN 2 RISERS OR AN INTERIOR RAMP RISES MORE THAN 400 MM, THE SIDES OF THE STAIR OR RAMP AND THE LANDING OR FLOOR LEVEL AROUND THE STAIRWELL OR RAMP SHALL BE PROTECTED BY A GUARD ON EACH SIDE THAT IS 1 100 MM HIGH.
9.8.8.2. HEIGHT OF GUARDS
(1) EXCEPT AS PROVIDED IN SENTENCES (2) TO (4), ALL GUARDS SHALL BE NOT LESS THAN 1 070 MM HIGH
(2) EXTERIOR GUARDS SERVING NOT MORE THAN ONE DWELLING UNIT SHALL BE NOT LESS THAN 900 MM HIGH WHERE THE WALKING SURFACE SERVED BY THE GUARD IS NOT MORE THAN 1 800 MM ABOVE THE FINISHED GROUND LEVEL,
(3) EXTERIOR GUARDS SERVING MORE THAN ONE DWELLING UNIT SHALL BE NOT LESS THAN 1 300 MM HIGH
(4) THE HEIGHT OF GUARDS FOR FLOATS OF STEPS SHALL BE MEASURED VERTICALLY FROM A LINE DRAWN THROUGH THE LEADING EDGE OF THE TREADS SERVED BY THE GUARD.
9.8.8.3. CONSTRUCTION OF GUARDS
(1) GLASS IN GUARDS SHALL BE:
(a) SAFETY GLASS OF THE LAMINATED OR TEMPERED TYPE CONFORMING TO CANCGSB-12.1-M; "TEMPERED OR LAMINATED SAFETY GLASS", OR
(b) WIRED GLASS CONFORMING TO CANCGSB-12.11-M; "WIRED SAFETY GLASS".

12.3.3.1. WINDOWS AND GLAZING
(5) EXCEPT AS PROVIDED IN SENTENCES (2) AND (3), WINDOWS AND ALL GLAZING THAT SEPARATES HEATED SPACE FROM UNHEATED SPACE OR THE EXTERIOR SHALL CONFORM TO ARTICLES 12.3.2.6. AND 12.3.2.8.
(6) EXCEPT AS PROVIDED IN SENTENCES (7) TO (9), ALL GLAZING, INCLUDING GLAZING FOR DOORS AND SKYLIGHTS, THAT SEPARATES HEATED FROM UNHEATED SPACE OR THE EXTERIOR SHALL NOT EXCEED 20 PER CENT OF THE FLOOR AREA OF THE STOREY SERVED BY THE GLAZED AREAS AND SHALL NOT EXCEED 40 PER CENT OF THE TOTAL AREA OF THE WALLS OF THAT STOREY SERVED BY THE GLAZED AREAS, WHERE THE GLAZED AREA IS DEFINED AS THE AREA OF THE GLAZING, INCLUDING SILL TRIM, THE AREA OF THE OPAQUE PORTION OF THE WALL IS CALCULATED AS FIS PROJECTED AREA ON A VERTICAL PLANE.
(8) WHERE THE THERMAL RESISTANCE OF GLAZING IS DIFFERENT FROM THAT REQUIRED IN SENTENCE (1) AND ARTICLE 12.3.3.10., THE AREA OF GLAZING SHALL BE MODIFIED BY MULTIPLYING THE AREA OF GLAZING BY THE RATIO OF THE THERMAL RESISTANCE OF THE GLAZING THE AREA MULTIPLIED BY THE RATIO OF THE REQUIRED THERMAL RESISTANCE DIVIDED BY THE ACTUAL THERMAL RESISTANCE OF THE GLAZING.
(9) EXCEPT AS PROVIDED IN SENTENCE (5), THE AREA OF GLAZING THAT CONTAINS CLEAR GLASS OR THAT HAS A SHADING COEFFICIENT OF 0.60 OR MORE, SHALL BE NOT MORE THAN 10 PER CENT OF THE FLOOR AREA OF THE STOREY SERVED BY THE GLAZED AREAS AND SHALL NOT EXCEED 40 PER CENT OF ITS UNSHADED AREA IN CALCULATING THE MAXIMUM AREA OF GLAZING IN SENTENCES (6) AND (7) PROVIDED THE BUILDING IS DESIGNED TO SHADE THE GLAZING IN THE SUMMER WITH EXTERIOR DEVICES, FOR THE PURPOSE OF DETERMINING WHETHER OR NOT THE GLAZING IS SHADED IN THE WINTER, THE SHADING SHALL BE CALCULATED USING THE MONTH AND HOUR OF JANUARY.
(10) SENTENCE (4) SHALL NOT APPLY WHERE THE BUILDING IS DESIGNED TO BE COOLED UNLESS THE GLAZING DESCRIBED IN SENTENCE (4) IS SHADED IN THE SUMMER WITH EXTERIOR DEVICES. FOR THE PURPOSE OF DETERMINING WHETHER OR NOT THE GLAZING IS SHADED IN THE SUMMER, THE SHADING SHALL BE CALCULATED USING THE MONTH AND HOURS OF JUNE 21.

12.3.3.13. AIR INFILTRATION
(1) EXTERIOR DOORS SEPARATING HEATED SPACE FROM UNHEATED SPACE OR THE EXTERIOR SHALL BE DESIGNED TO LIMIT THE RATE OF AIR INFILTRATION TO NOT MORE THAN 0.75 L/S FOR EACH METRE OF SASH CRACK WHEN TESTED AT PRESSURE DIFFERENTIAL OF 75 PA IN CONFORMANCE WITH ASTM E283, "DETERMINING THE RATE OF AIR LEAKAGE THROUGH EXTERIOR WINDOWS, CURTAIN WALLS, AND DOORS UNDER SPECIFIED PRESSURE DIFFERENCES across THE BUILDING".
(2) WHEN FULLY OPEN THE EXTERIOR SLIDING GLASS DOOR ASSEMBLIES FOR ENCLOSED SPACES SHALL BE DESIGNED TO LIMIT THE RATE OF AIR INFILTRATION TO NOT MORE THAN 0.75 L/S FOR EACH SQUARE METRE OF DOOR AREA WHEN TESTED IN CONFORMANCE WITH SENTENCE (1).
(3) EXTERIOR DOORS SHALL BE DESIGNED TO BE STRIPPED ON ALL EDGES AND PROTECTED WITH A STORM DOOR OR BY AN ENCLOSED UNHEATED SPACE. EXTERIOR SWING TYPE DOOR ASSEMBLIES FOR ENCLOSED UNITS, INDIVIDUALLY RENTED HOTEL ROOMS AND SUITES SHALL BE DESIGNED TO LIMIT THE RATE OF AIR INFILTRATION TO NOT MORE THAN 0.35 L/S FOR EACH SQUARE METRE OF DOOR AREA WHEN TESTED IN CONFORMANCE WITH SENTENCE (1).
(4) DOOR ASSEMBLIES OTHER THAN THOSE DESCRIBED IN SENTENCES (2) AND (3), THAT SEPARATES HEATED SPACE FROM UNHEATED SPACE OR THE EXTERIOR SHALL BE DESIGNED TO LIMIT THE RATE OF AIR INFILTRATION TO NOT MORE THAN 1.7 L/S FOR EACH METRE OF DOOR SASH CRACK WHEN TESTED IN CONFORMANCE WITH SENTENCE (1).
(5) CAULKING MATERIAL TO REDUCE AIR INFILTRATION SHALL CONFORM TO THE REQUIREMENTS IN SUBSECTION 5.2.7.4.
(6) THE JUNCTION BETWEEN THE SILL PLATE AND THE FOUNDATION, JOINTS BETWEEN EXTERIOR WALL FRMES AND ANY OTHER LOCATION WHERE AIR LEAKAGE MAY OCCUR, JOINTS BETWEEN EXTERIOR WALL SHEATHING AND EXTERIOR WALLS SUCH AS UTILITY SERVICE ENTRANCES, SHALL BE CAULKED, GASKETED OR SEALED TO RESTRICT SUCH AIR LEAKAGE.
(7) THE PENETRATION OF SERVICES SHALL BE CAULKED BY THE PENETRATION OF SERVICES SHALL BE RESTRICTED IN CONFORMANCE WITH THE REQUIREMENTS OF SUBSECTION 9.25.3.

Typical Window Schedule Notes (3 / A4-18)
NTS

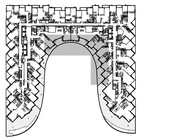

Window Schedule Key Plan - Level 2 (2 / A4-18)
NTS

WINDOW SCHEDULE LEGEND

13148 - AQUAVISTA
UPDATED: FEBRUARY 16, 2016

3 PREFINISHED ALUMINUM WINDOW WALL: VISION PANEL
ALUM. COLOUR: EXTERIOR - PPG UC7521NF DURAMAR GREY VELVET; INTERIOR - A1280 DURACRON WHITE
GLASS TYPE: CLEAR INNER & OUTER LITE, GUARDIAN SUNGUARD - SUPERNEUTRAL 366H ON SURFACE 2

3A PREFINISHED ALUMINUM WINDOW WALL: VISION PANEL FRIT PATTERN
ALUM. COLOUR: EXTERIOR - PPG UC7521NF DURAMAR GREY VELVET; INTERIOR - A1280 DURACRON WHITE
GLASS TYPE: CLEAR INNER & OUTER LITE, GUARDIAN SUNGUARD - SUPERNEUTRAL 366H ON SURFACE 2; WHITE FRIT 3MM DIAMETER DOTS IN 100X100 SQUARE PATTERN ON SURFACE 3

3B PREFINISHED ALUMINUM WINDOW WALL: OPERABLE AWNING
ALUM. COLOUR: EXTERIOR - PPG UC7521NF DURAMAR GREY VELVET; INTERIOR - A1280 DURACRON WHITE
GLASS TYPE: CLEAR INNER & OUTER LITE, GUARDIAN SUNGUARD - SUPERNEUTRAL 366H ON SURFACE 2

3C PREFINISHED ALUMINUM WINDOW WALL: OPERABLE AWNING FRIT PATTERN
ALUM. COLOUR: EXTERIOR - PPG UC7521NF DURAMAR GREY VELVET; INTERIOR - A1280 DURACRON WHITE
GLASS TYPE: CLEAR INNER & OUTER LITE, GUARDIAN SUNGUARD - SUPERNEUTRAL 366H ON SURFACE 2; WHITE FRIT 3MM DIAMETER DOTS IN 100X100 SQUARE PATTERN ON SURFACE 3

3D PREFINISHED ALUMINUM WINDOW WALL: GLASS SPANDREL PANEL
ALUM. COLOUR: EXTERIOR - PPG UC7521NF DURAMAR GREY VELVET; INTERIOR - A1280 DURACRON WHITE
GLASS TYPE: SOLID FRIT VIRACON SUBDUED GRAY VIKO ON SURFACE 2
COLOUR:

3E PREFINISHED ALUMINUM WINDOW WALL: METAL SPANDREL PANEL
ALUM. COLOUR: EXTERIOR - PPG UC7521NF DURAMAR GREY VELVET; INTERIOR - A1280 DURACRON WHITE
METAL PANEL: PPG UC7521NF DURAMAR GREY VELVET

3F PREFINISHED ALUMINUM WINDOW WALL: METAL LOUVER
ALUM. COLOUR: EXTERIOR - PPG UC7521NF DURAMAR GREY VELVET; INTERIOR - A1280 DURACRON WHITE
METAL LOUVER: PPG UC7521NF DURAMAR GREY VELVET

5G1 PREFINISHED ALUMINUM WINDOW WALL: METAL SLAB COVER - PROFILE 40x420mm
ALUM. COLOUR: EXTERIOR - PPG UC7521NF DURAMAR GREY VELVET; INTERIOR - A1280 DURACRON WHITE
SLAB COVER: PPG UC1867GSL DURAMAR XL STEEL SILVER CITY

5G2 PREFINISHED ALUMINUM WINDOW WALL: METAL SLAB COVER - PROFILE 105x420mm
ALUM. COLOUR: EXTERIOR - PPG UC7521NF DURAMAR GREY VELVET; INTERIOR - A1280 DURACRON WHITE
SLAB COVER: PPG UC1867GSL DURAMAR XL STEEL SILVER CITY

5G3 PREFINISHED ALUMINUM WINDOW WALL: METAL SLAB COVER - PROFILE 220x420mm
ALUM. COLOUR: EXTERIOR - PPG UC7521NF DURAMAR GREY VELVET; INTERIOR - A1280 DURACRON WHITE
SLAB COVER: PPG UC1867GSL DURAMAR XL STEEL SILVER CITY

3H PREFINISHED ALUMINUM WINDOW WALL: OPERABLE WINDOW - VISION PANEL
ALUM. COLOUR: EXTERIOR - PPG UC7521NF DURAMAR GREY VELVET; INTERIOR - A1280 DURACRON WHITE
GLASS TYPE: CLEAR INNER & OUTER LITE, GUARDIAN SUNGUARD - SUPERNEUTRAL 366H ON SURFACE 2

3J PREFINISHED ALUMINUM WINDOW WALL: OPERABLE WINDOW - GLASS SPANDREL PANEL
ALUM. COLOUR: EXTERIOR - PPG UC7521NF DURAMAR GREY VELVET; INTERIOR - A1280 DURACRON WHITE
GLASS TYPE: SOLID FRIT VIRACON SUBDUED GRAY VIKO ON SURFACE 2
COLOUR:

3K PREFINISHED ALUMINUM WINDOW WALL: OPERABLE WINDOW - METAL LOUVER
ALUM. COLOUR: EXTERIOR - PPG UC7521NF DURAMAR GREY VELVET; INTERIOR - A1280 DURACRON WHITE
METAL LOUVER: PPG UC7521NF DURAMAR GREY VELVET

4 PREFINISHED STOREFRONT CURTAINWALL: VISION PANEL (GROUND FLOOR)
ALUM. COLOUR: EXTERIOR - PPG UC7521NF DURAMAR GREY VELVET; INTERIOR - A1280 DURACRON WHITE
GLASS TYPE: CLEAR INNER & OUTER LITE, GUARDIAN SUNGUARD - SUPERNEUTRAL 366H ON SURFACE 2

4A PREFINISHED STOREFRONT CURTAINWALL: VISION PANEL FRIT PATTERN (GROUND FLOOR)
ALUM. COLOUR: EXTERIOR - PPG UC7521NF DURAMAR GREY VELVET; INTERIOR - PPG UC7521NF DURAMAR GREY VELVET
GLASS TYPE: CLEAR INNER & OUTER LITE, GUARDIAN SUNGUARD - SUPERNEUTRAL 366H ON SURFACE 2; WHITE FRIT 3MM DIAMETER DOTS IN 100X100 SQUARE PATTERN ON SURFACE 3

4B PREFINISHED STOREFRONT CURTAINWALL: SHADOW BOX (GROUND FLOOR)
ALUM. COLOUR: EXTERIOR - PPG UC7521NF DURAMAR GREY VELVET; INTERIOR - PPG UC7521NF DURAMAR GREY VELVET
GLASS TYPE: CLEAR INNER & OUTER LITE, GUARDIAN SUNGUARD - SUPERNEUTRAL 366H ON SURFACE 2
COLOUR: WHITE COLOUR PAINT ON ALUMINUM PAN BEHIND SURFACE 4

4C PREFINISHED STOREFRONT CURTAINWALL: GLASS SPANDREL PANEL (GROUND FLOOR)
ALUM. COLOUR: EXTERIOR - PPG UC7521NF DURAMAR GREY VELVET; INTERIOR - PPG UC7521NF DURAMAR GREY VELVET
GLASS TYPE: CLEAR INNER & OUTER LITE, GUARDIAN SUNGUARD - SUPERNEUTRAL 366H ON SURFACE 2
COLOUR: SOLID FRIT GREY VELVET ON SURFACE 4

4D PREFINISHED STOREFRONT CURTAINWALL: METAL LOUVER (GROUND FLOOR)
ALUM. COLOUR: EXTERIOR - PPG UC7521NF DURAMAR GREY VELVET; INTERIOR - PPG UC7521NF DURAMAR GREY VELVET
METAL LOUVER: PPG UC7521NF DURAMAR GREY VELVET

4E PREFINISHED STOREFRONT CURTAINWALL: METAL SPANDREL PANEL (GROUND FLOOR)
ALUM. COLOUR: EXTERIOR - PPG UC7521NF DURAMAR GREY VELVET; INTERIOR - PPG UC7521NF DURAMAR GREY VELVET
METAL PANEL: PPG UC7521NF DURAMAR GREY VELVET

4F PREFINISHED STOREFRONT CURTAINWALL: VISION PANEL FRIT PATTERN (GROUND FLOOR)
ALUM. COLOUR: EXTERIOR - PPG UC7521NF DURAMAR GREY VELVET; INTERIOR - PPG UC7521NF DURAMAR GREY VELVET
GLASS TYPE: CLEAR INNER & OUTER LITE, GUARDIAN SUNGUARD - SUPERNEUTRAL 366H ON SURFACE 2; GREY VELVET HORIZONTAL FRIT PATTERN ON SURFACE 3

LEGEND

BBQ	BBQ GAS CONNECTION - REFER TO MECHANICAL DRAWINGS
NFWB	NON FREEZE HOSE BIBB - REFER TO MECHANICAL DRAWINGS
WDR	WEATHERPROOF DUPLEX RECEPTACLE - REFER TO ELECTRICAL DRAWINGS
LF	LIGHT FIXTURE - REFER TO ELECTRICAL DRAWINGS
TG	TEMPERED GLASS

Window Schedule Legend (1 / A4-18)
NTS

Contractor Must Check And Verify All Dimensions On The Job.
Do Not Scale The Drawings.
All Drawings, Specifications And Related Documents Are The Copyright Of The Architect And Must Be Returned Upon Request.
Reproduction Of Drawings, Specifications And Related Documents Is Not To Whole Or Partially Without The Architects Written Permission.
The Drawing Is Not To Be Used For Construction Until Signed By The Architect.

Date: November 4, 2016

SEAL MUST BE SIGNED TO BE VALID

Construction

KIRKOR ARCHITECTS + PLANNERS
20 Martin Ross Avenue, Toronto, Ontario, M3J 2K8
TW 416 665-0050, FW 416 665-7234, www.kirkorarchitects.com

No.	Revision	Date

No.	Issued For	Date
2	Construction	Nov. 4, 2016
1	Tender	Oct. 19, 2016

AQUAVISTA
AT BAYSIDE TORONTO

Drawing Title
Window Schedule - Level 7 - Interior West & Interior East Elevation

Project
Hines TRIDEL
AQUAVISTA
Block 3 - R3 & R4
263 Queens Quay East
Toronto, ON

Scale: As indicated
Drawn By: E.V. / M.N.
Checked By: C.A.
Project No.: 13148
Date: November 4, 2016
Drawing No.: A4-18

Plot Date: 11/2/2016 12:00:22 PM File Path: C:\Users\ekosack\Documents\REVIT 2015 WORKING FILES\13148PZO-Mode=Building R3-R4_ekosack.rvt