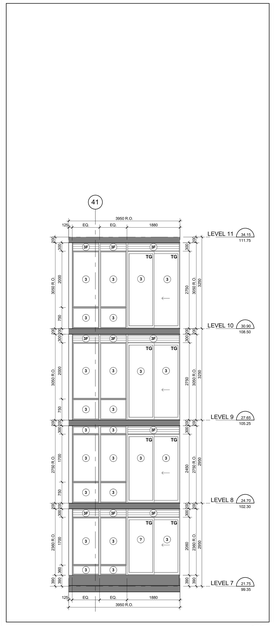

Interior East Elevation - Part 22 (21, A4-19)
Scale: 1 : 50

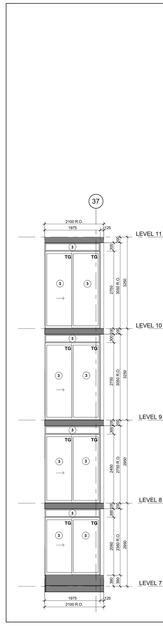

Interior East Elevation - Part 21 (20, A4-19)
Scale: 1 : 50

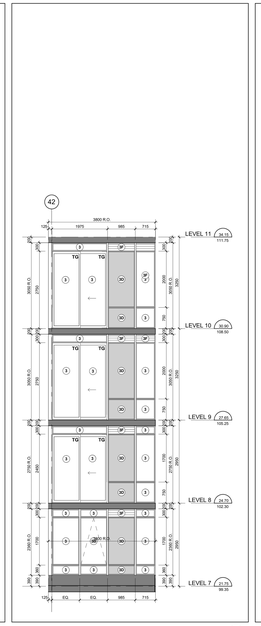

Interior East Elevation - Part 20 (19, A4-19)
Scale: 1 : 50

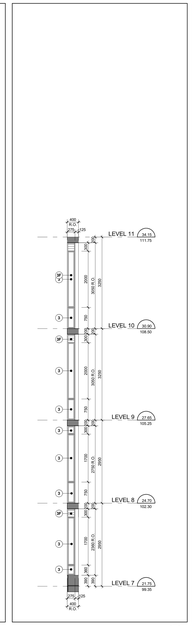

Interior East Elevation - Part 19 (18, A4-19)
Scale: 1 : 50

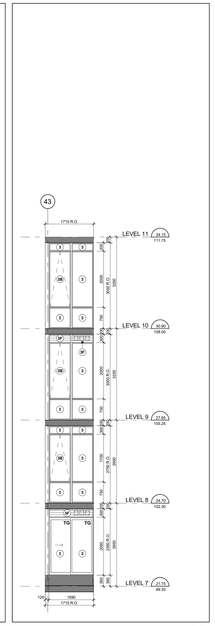

Interior East Elevation - Part 18 (17, A4-19)
Scale: 1 : 50

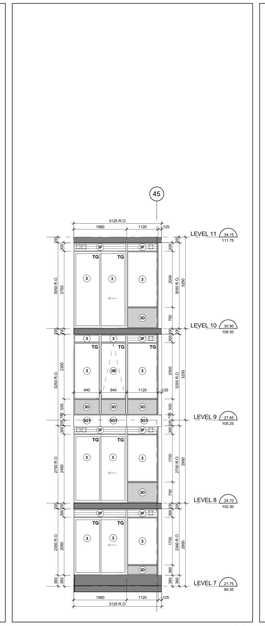

Interior East Elevation - Part 17 - Level 7-10 (16, A4-19)
Scale: 1 : 50

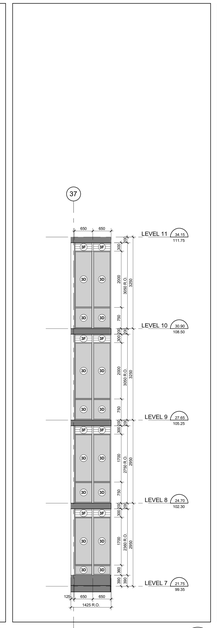

Interior East Elevation - Part 16 (15, A4-19)
Scale: 1 : 50

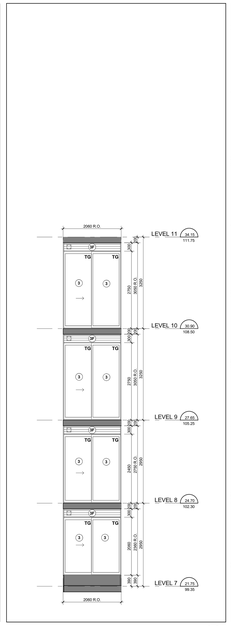

Interior East Elevation - Part 15 (14, A4-19)
Scale: 1 : 50

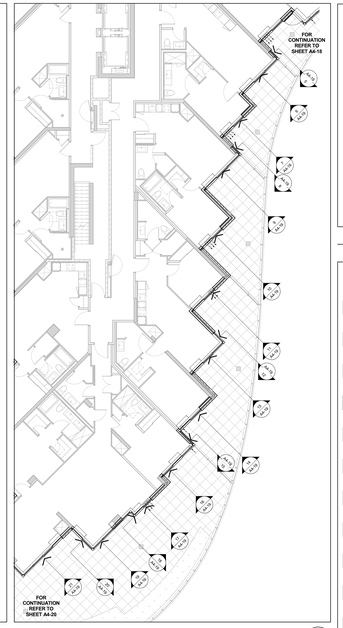

Window Schedule Partial Floor Plan - Level 7 (4, A4-19)
Scale: 1 : 100

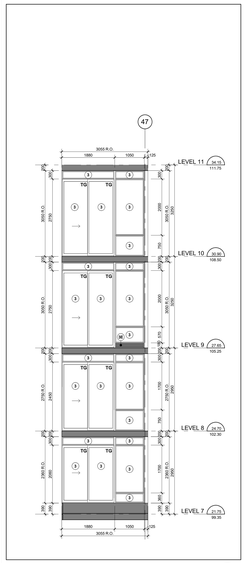

Interior East Elevation - Part 14 (13, A4-19)
Scale: 1 : 50

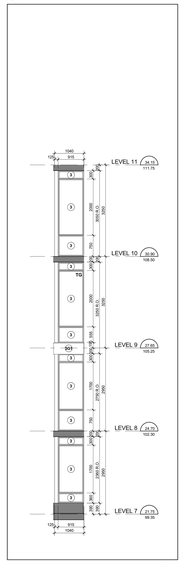

Interior East Elevation - Part 13 (12, A4-19)
Scale: 1 : 50

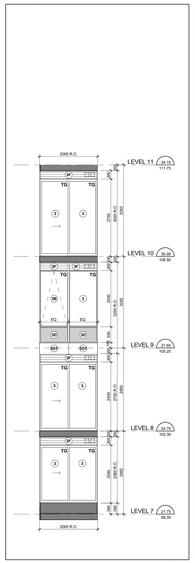

Interior East Elevation - Part 12 (11, A4-19)
Scale: 1 : 50

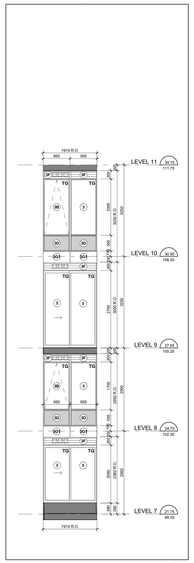

Interior East Elevation - Part 11 (10, A4-19)
Scale: 1 : 50

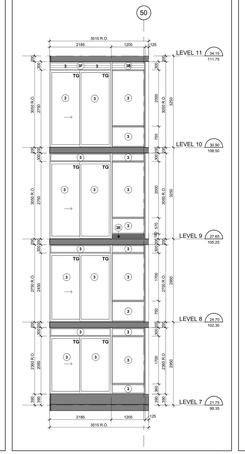

Interior East Elevation - Part 10 (9, A4-19)
Scale: 1 : 50

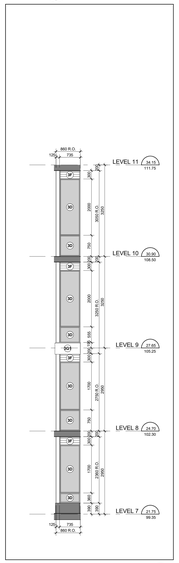

Interior East Elevation - Part 9 (8, A4-19)
Scale: 1 : 50

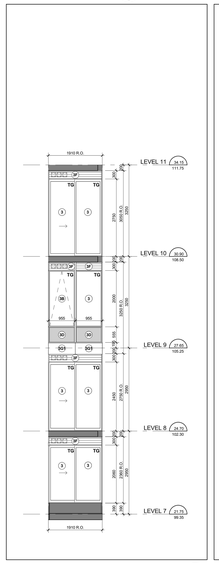

Interior East Elevation - Part 8 (7, A4-19)
Scale: 1 : 50

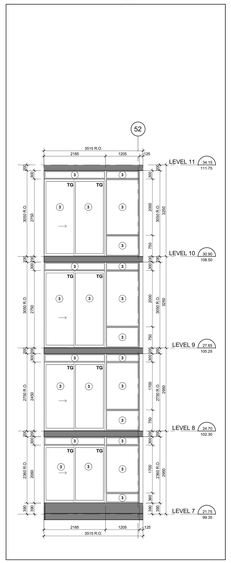

Interior East Elevation - Part 7 (6, A4-19)
Scale: 1 : 50

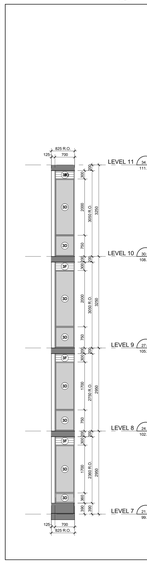

Interior East Elevation - Part 6 (5, A4-19)
Scale: 1 : 50

TYPICAL WINDOW SCHEDULE NOTES:

1. KEY: 1MW CALLING ALL WINDOWS ON THE OR BOTH SIDES OF WINDOW OPENING.
2. ALL DOOR AND WINDOW SWINGS AS PER PLANS AND ELEVATIONS.
3. COORDINATE ALL WINDOW SIZES AND OPENINGS WITH ARCHITECTURAL.
4. COORDINATE STC GLAZING REQUIREMENTS WITH ACOUSTICAL REPORT.
5. COORDINATE BALCONY/TERRACE ELECTRICAL OUTLETS WITH ELECTRICAL DRAWINGS.

OBC REQUIREMENTS:

9.7.2 WINDOW STANDARDS
(1) GLAZING STANDARDS
(5) WINDOWS SHALL CONFORM TO,
(6) CAN/CSA-A440, "WINDOWS", AND
(7) CAN/CSA-A440.1, "USER SELECTION GUIDE TO CSA STANDARD CAN/CSA-A440.00 WINDOWS".
9.7.3 GLAZING
9.7.3.1 GLASS STANDARDS
(1) GLAZING SHALL BE,
(A) CAN/CGSB-12.1-M, "TEMPERED OR LAMINATED SAFETY GLASS",
(B) CAN/CGSB-12.2-M, "FLAT, CLEAR SHEET GLASS",
(C) CAN/CGSB-12.3-M, "FLOAT GLASS", OR
(D) CAN/CGSB-12.4-M, "HEAT-ABSORBING GLASS".
(2) GLAZING SHALL BE MARKED TO INDICATE,
(7) CAN/CGSB-12.10-M, "GLASS, LIGHT AND HEAT-REFLECTING".
(8) ASTM C1036, "FLAT GLASS", OR
(9) ASTM E2190, "INSULATING GLASS UNIT PERFORMANCE AND EVALUATION".
9.7.3.2 STRUCTURAL DESIGN OF GLASS
(1) GLAZING IN EXTERIOR WALLS, GUARDS AND SKYLIGHTS SHALL BE DESIGNED IN CONFORMANCE WITH CAN/CSSB-12.20-M, "STRUCTURAL DESIGN OF GLASS FOR BUILDINGS".
9.7.4. CAULKING AND GLAZING
9.7.4.1 GLAZING MATERIALS
(1) THE SEALING COMPOUND USED TO SEAL THE GLASS COMPONENT OF A FACTORY-SEALED DOUBLE-GLAZED UNIT TO THE SASH COMPONENT SHALL BE COMPATIBLE WITH THE MATERIAL USED TO EDGE SEAL THE GLASS COMPONENT.

9.7.5.4. WINDOWS ABOVE THE SECOND STOREY
(4) WINDOWS IN PUBLIC AREAS THAT EXTEND TO LESS THAN 1.500 MM FROM THE FLOOR AND ARE LOCATED ABOVE THE SECOND STOREY SHALL BE PROTECTED BY A GUARD IN ACCORDANCE WITH SUBSECTION 9.8.8., OR
(5) WINDOWS IN PUBLIC AREAS THAT EXTEND TO LESS THAN 1.500 MM FROM THE FLOOR AND ARE LOCATED ABOVE THE SECOND STOREY SHALL BE PROTECTED BY A GUARD IN ACCORDANCE WITH SUBSECTION 9.8.8., OR
(6) WINDOWS IN PUBLIC AREAS SHALL BE CONSTRUCTED TO WITHSTAND THE LATERAL DESIGN LOADS FOR GUARDS AS PROVIDED IN ARTICLES 4.1.5.15. OR 9.8.8.2.
9.8.7.1 ENTRANCE TO FORCED ENTRY
9.7.5.1. FORCED ENTRY THROUGH WINDOWS
(5) IN DWELLING UNITS, WINDOWS, ANY PART OF WHICH IS LOCATED WITHIN 2.000 MM OF ADJACENT GROUND LEVEL, SHALL CONFORM TO CRITERIA FOR RESISTANCE TO FORCED ENTRY AS DESCRIBED IN CLAUSE 16.13 OF CAN/CSA-A440.A, "WINDOWS".

9.8.8.1. REQUIRED GUARDS
(1) EXCEPT AS PERMITTED IN SENTENCES (2) AND (3), EVERY SURFACE TO WHICH ACCESS IS PROVIDED FOR OTHER THAN MAINTENANCE PURPOSES, AND WHICH DOES NOT LIMITED TO FLOATS OF STEPS AND RAMPS, EXTERIOR LANDINGS, PORCHES, BALCONIES, GALLERIES AND RAISED, SHALL BE PROTECTED BY A GUARD ON EACH SIDE THAT IS NOT PROTECTED BY A WALL FOR THE LENGTH WHERE,
(A) THE ADJACENT SURFACE WITHIN 1.5 M FROM THE WALKING SURFACE HAS A SLOPE OF MORE THAN 1 IN 2, OR
(B) THE ADJACENT SURFACE WITHIN 1.5 M FROM THE WALKING SURFACE HAS A SLOPE OF MORE THAN 1 IN 3, (C) GUARDS ARE NOT REQUIRED,
(D) AT PORCHES, OR
(E) AT FLOOR PITS IN REPAIR GARAGES, OR
(F) WHERE ACCESS IS PROVIDED FOR MAINTENANCE PURPOSES ONLY.
(2) EXCEPT AS PERMITTED IN SENTENCE (3), EXTERIOR LANDINGS, PORCHES, EXTERIOR RAMP RISES MORE THAN 400 MM, THE SIDES OF THE STAIR OR RAMP AND THE LANDING OR FLOOR LEVEL AROUND THE STAIRWELL OR RAMP SHALL BE PROTECTED BY A GUARD ON EACH SIDE THAT IS NOT PROTECTED BY A WALL.
9.8.8.2. GUARD HEIGHT
(1) EXCEPT AS PROVIDED IN SENTENCES (2) TO (4), ALL GUARDS SHALL BE NOT LESS THAN 1.070 MM HIGH.
(2) ALL GUARDS WITHIN DWELLING UNITS SHALL BE NOT LESS THAN 900 MM HIGH.
(3) EXCEPT AS PERMITTED IN SENTENCE (4), ALL GUARDS SHALL BE NOT LESS THAN 900 MM HIGH WHERE THE WALKING SURFACE SERVED BY THE GUARD IS NOT MORE THAN 1.800 MM ABOVE THE GROUND LEVEL.
(4) GUARDS FOR FLIGHTS OF STEPS, EXCEPT IN REQUIRED EXIT STAIRS, SHALL BE NOT LESS THAN 900 MM HIGH.
(5) THE HEIGHT OF GUARDS FOR FLIGHTS OF STEPS SHALL BE MEASURED VERTICALLY FROM A LINE DRAWN THROUGH THE LEADING EDGE OF THE TREAD SERVED BY THE GUARD.

9.8.8.7. GLASS IN GUARDS
(1) GLASS IN GUARDS SHALL BE,
(A) SAFETY GLASS OF THE LAMINATED OR TEMPERED TYPE CONFORMING TO CAN/CGSB-12.1-M, "TEMPERED OR LAMINATED SAFETY GLASS", OR
(B) WIRED GLASS CONFORMING TO CAN/CGSB-12.11-M, "WIRED SAFETY GLASS".

12.3.3.11. WINDOWS AND GLAZING
(1) EXCEPT AS PERMITTED IN SENTENCES (2) AND (3), WINDOWS AND ALL GLAZING THAT SEPARATES HEATED SPACE FROM UNHEATED SPACE OR THE EXTERIOR SHALL CONFORM TO ARTICLES 12.3.2.9. AND 12.3.2.5.
(2) EXCEPT AS PROVIDED IN SENTENCES (3) AND (4), THE TOTAL AREA OF GLAZING, INCLUDING GLAZING FOR DOORS AND SKYLIGHTS, THAT SEPARATES HEATED SPACE FROM UNHEATED SPACE OR THE EXTERIOR SHALL BE NOT MORE THAN 25% OF THE TOTAL AREA OF THE WALLS OF THAT STOREY THAT SERVES AS PART OF THE GLAZED AREAS AND SHALL NOT EXCEED 40 PER CENT OF THE TOTAL AREA OF THE WALLS OF THAT STOREY THAT SEPARATES HEATED SPACE FROM UNHEATED SPACE OR THE EXTERIOR, (A) THE CASE OF A SLOPING WALL, THE AREA OF THE WALL SHALL BE DEEMED TO BE THE PROJECTED AREA OF THE WALL ON A VERTICAL PLANE.
(B) WHERE THE THERMAL RESISTANCE OF GLAZING IS DIFFERENT FROM THAT REQUIRED IN SENTENCE (1) AND ARTICLE 12.3.10., THE AREA OF SUCH GLAZING FOR THE PURPOSE OF APPLYING SENTENCE (2) MAY BE ASSUMED AS BEING EQUAL TO THE ACTUAL AREA MULTIPLIED BY THE RATIO OF THE THERMAL RESISTANCE REQUIRED IN ARTICLE 12.3.10. TO THE ACTUAL THERMAL RESISTANCE.
(3) EXCEPT AS PROVIDED IN SENTENCE (5), THE AREA OF GLAZING THAT CONTAINS CLEAR GLASS OR THAT HAS A SHADING COEFFICIENT OF MORE THAN 0.60 SHALL BE NOT MORE THAN 15% OF THE TOTAL AREA OF THE WALLS OF THAT STOREY THAT SEPARATES HEATED SPACE FROM UNHEATED SPACE OR THE EXTERIOR, (A) THE CASE OF A SLOPING WALL, THE AREA OF THE WALL SHALL BE DEEMED TO BE THE PROJECTED AREA OF THE WALL ON A VERTICAL PLANE.
(B) THE AREA OF GLAZING SHALL BE DETERMINED BY ADDING THE AREAS OF ALL GLAZING THAT SEPARATES HEATED SPACE FROM UNHEATED SPACE OR THE EXTERIOR FOR THE PURPOSE OF DETERMINING WHETHER OR NOT THE GLAZING IS SHADED IN THE WINTER, THE SHADING SHALL BE CALCULATED USING THE NOON SUN ANGLES OF DECEMBER 21.
(C) THE AREA OF GLAZING SHALL BE DEEMED TO BE THE BUILDING IS DESIGNED TO BE COOLED UNLESS THE GLAZING DESCRIBED IN SENTENCE (4) IS SHADED IN THE SUMMER WITH EXTERIOR DEVICES FOR THE PURPOSE OF DETERMINING WHETHER OR NOT THE GLAZING IS SHADED IN THE SUMMER, THE SHADING SHALL BE CALCULATED USING THE NOON SUN ANGLES OF JUNE 21.

12.3.3.12. AIR INFILTRATION
(A) WINDOWS THAT SEPARATE HEATED SPACE FROM UNHEATED SPACE OR THE EXTERIOR SHALL BE DESIGNED TO LIMIT THE RATE OF AIR LEAKAGE THROUGH EXTERIOR WINDOWS, CURTAIN WALLS, AND DOORS TO NOT MORE THAN 0.15 L/S FOR EACH SQUARE METRE OF DOOR AREA WHEN TESTED IN CONFORMANCE WITH SENTENCE (1).
(B) MANUALLY OPERATED EXTERIOR SLIDING GLASS DOOR ASSEMBLIES THAT SEPARATE HEATED SPACE FROM UNHEATED SPACE OR THE EXTERIOR SHALL BE DESIGNED TO LIMIT THE RATE OF AIR INFILTRATION TO NOT MORE THAN 0.15 L/S FOR EACH SQUARE METRE OF DOOR AREA WHEN TESTED IN CONFORMANCE WITH SENTENCE (1).
(C) EXCEPT WHERE THE DOOR IS WEATHER-STRIPPED ON ALL EDGES AND PROTECTED WITH A STORM DOOR OR BY AN ENCLOSED VESTIBULE, THE RATE OF AIR INFILTRATION THROUGH EXTERIOR SWINGING DOOR ASSEMBLIES THAT SEPARATE HEATED SPACE FROM UNHEATED SPACE SHALL BE DESIGNED TO LIMIT THE RATE OF AIR INFILTRATION TO NOT MORE THAN 0.25 L/S FOR EACH SQUARE METRE OF DOOR AREA WHEN TESTED IN CONFORMANCE WITH SENTENCE (1).
(D) EXTERIOR WINDOWS, CURTAIN WALLS AND DOORS IN SENTENCES (2) AND (3), THAT SEPARATE HEATED SPACE FROM UNHEATED SPACE OR THE EXTERIOR SHALL BE DESIGNED TO LIMIT THE RATE OF AIR INFILTRATION TO NOT MORE THAN 0.1 L/S FOR EACH SQUARE METRE OF DOOR AREA WHEN TESTED IN CONFORMANCE WITH SENTENCE (1).
(E) EXTERIOR DOORS IN SENTENCES (2) AND (3) SHALL CONFORM TO THE REQUIREMENTS IN SUBSECTION 9.27.4.
(F) THE JUNCTION BETWEEN THE SILL PLATE AND THE FOUNDATION, JOINTS BETWEEN EXTERIOR WALL PANELS AND ANY OTHER LOCATION WHERE AIR LEAKAGE MAY OCCUR SHALL BE SEALED, GASKETED OR SEALED TO RESTRICT SUCH AIR LEAKAGE. SUCH AS AT UTILITY SERVICE ENTRANCES, SHALL BE CAULKED, GASKETED OR SEALED TO RESTRICT SUCH AIR LEAKAGE.
(G) AIR LEAKAGE THROUGH EXTERIOR WALLS AND ROOFS TO UNHEATED SPACE CAUSED BY THE PENETRATION OF SERVICES SHALL BE RESTRICTED IN CONFORMANCE WITH THE REQUIREMENTS OF SUBSECTION 9.25.3.

Typical Window Schedule Notes (3, A4-19)
NTS

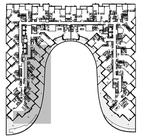

Window Schedule Key Plan - Level 2 (2, A4-19)
NTS

WINDOW SCHEDULE LEGEND

13148 - AQUAVISTA
UPDATED: FEBRUARY 16, 2016

3 PREFINISHED ALUMINUM WINDOW WALL: VISION PANEL
ALUM. COLOUR: EXTERIOR - PPG UC752-14F DURAMAR GREY VELVET; INTERIOR - A1.085 DURACRON WHITE
GLASS TYPE: CLEAR INNER & OUTER LITE, GUARDIAN SUNGUARD - SUPERNEUTRAL 366A ON SURFACE 2

3A PREFINISHED ALUMINUM WINDOW WALL: VISION PANEL FRIT PATTERN
ALUM. COLOUR: EXTERIOR - PPG UC752-14F DURAMAR GREY VELVET; INTERIOR - A1.085 DURACRON WHITE
GLASS TYPE: CLEAR INNER & OUTER LITE, GUARDIAN SUNGUARD - SUPERNEUTRAL 366A ON SURFACE 2; WHITE FRIT 3MM DIAMETER DOTS IN 10CM SQUARE PATTERN ON SURFACE 3

3B PREFINISHED ALUMINUM WINDOW WALL: OPERABLE AWNING
ALUM. COLOUR: EXTERIOR - PPG UC752-14F DURAMAR GREY VELVET; INTERIOR - A1.085 DURACRON WHITE
GLASS TYPE: CLEAR INNER & OUTER LITE, GUARDIAN SUNGUARD - SUPERNEUTRAL 366A ON SURFACE 2

3C PREFINISHED ALUMINUM WINDOW WALL: OPERABLE AWNING FRIT PATTERN
ALUM. COLOUR: EXTERIOR - PPG UC752-14F DURAMAR GREY VELVET; INTERIOR - A1.085 DURACRON WHITE
GLASS TYPE: CLEAR INNER & OUTER LITE, GUARDIAN SUNGUARD - SUPERNEUTRAL 366A ON SURFACE 2; WHITE FRIT 3MM DIAMETER DOTS IN 10CM SQUARE PATTERN ON SURFACE 3

3D PREFINISHED ALUMINUM WINDOW WALL: GLASS SPANDREL PANEL
ALUM. COLOUR: EXTERIOR - PPG UC752-14F DURAMAR GREY VELVET; INTERIOR - A1.085 DURACRON WHITE
GLASS TYPE: CLEAR INNER & OUTER LITE
COLOUR: SOLID FRIT VIRACON SUBDUED GRAY VIKO ON SURFACE 2

3E PREFINISHED ALUMINUM WINDOW WALL: METAL SPANDREL PANEL
ALUM. COLOUR: EXTERIOR - PPG UC752-14F DURAMAR GREY VELVET; INTERIOR - A1.085 DURACRON WHITE
METAL PANEL: PPG UC752-14F DURAMAR GREY VELVET

3F PREFINISHED ALUMINUM WINDOW WALL: METAL LOUVER
ALUM. COLOUR: EXTERIOR - PPG UC752-14F DURAMAR GREY VELVET; INTERIOR - A1.085 DURACRON WHITE
METAL LOUVER: PPG UC752-14F DURAMAR GREY VELVET

3G1 PREFINISHED ALUMINUM WINDOW WALL: METAL SLAB COVER - PROFILE 40x420mm
ALUM. COLOUR: EXTERIOR - PPG UC752-14F DURAMAR GREY VELVET; INTERIOR - A1.085 DURACRON WHITE
SLAB COVER: PPG UC1087G5L DURAMAR XL STEEL SILVER CITY

3G2 PREFINISHED ALUMINUM WINDOW WALL: METAL SLAB COVER - PROFILE 105x420mm
ALUM. COLOUR: EXTERIOR - PPG UC752-14F DURAMAR GREY VELVET; INTERIOR - A1.085 DURACRON WHITE
SLAB COVER: PPG UC1087G5L DURAMAR XL STEEL SILVER CITY

3G3 PREFINISHED ALUMINUM WINDOW WALL: METAL SLAB COVER - PROFILE 220x420mm
ALUM. COLOUR: EXTERIOR - PPG UC752-14F DURAMAR GREY VELVET; INTERIOR - A1.085 DURACRON WHITE
SLAB COVER: PPG UC1087G5L DURAMAR XL STEEL SILVER CITY

3H PREFINISHED ALUMINUM WINDOW WALL: OPERABLE WINDOW - VISION PANEL
ALUM. COLOUR: EXTERIOR - PPG UC752-14F DURAMAR GREY VELVET; INTERIOR - A1.085 DURACRON WHITE
GLASS TYPE: CLEAR INNER & OUTER LITE, GUARDIAN SUNGUARD - SUPERNEUTRAL 366A ON SURFACE 2

3J PREFINISHED ALUMINUM WINDOW WALL: OPERABLE WINDOW - GLASS SPANDREL PANEL
ALUM. COLOUR: EXTERIOR - PPG UC752-14F DURAMAR GREY VELVET; INTERIOR - A1.085 DURACRON WHITE
GLASS TYPE: CLEAR INNER & OUTER LITE
COLOUR: SOLID FRIT VIRACON SUBDUED GRAY VIKO ON SURFACE 2

3K PREFINISHED ALUMINUM WINDOW WALL: OPERABLE WINDOW - METAL LOUVER
ALUM. COLOUR: EXTERIOR - PPG UC752-14F DURAMAR GREY VELVET; INTERIOR - A1.085 DURACRON WHITE
METAL LOUVER: PPG UC752-14F DURAMAR GREY VELVET

4 PREFINISHED STOREFRONT CURTAINWALL: VISION PANEL (GROUND FLOOR)
ALUM. COLOUR: EXTERIOR - PPG UC752-14F DURAMAR GREY VELVET; INTERIOR - A1.085 DURACRON WHITE
GLASS TYPE: CLEAR INNER & OUTER LITE, GUARDIAN SUNGUARD - SUPERNEUTRAL 366A ON SURFACE 2

4A PREFINISHED STOREFRONT CURTAINWALL: VISION PANEL FRIT PATTERN (GROUND FLOOR)
ALUM. COLOUR: EXTERIOR - PPG UC752-14F DURAMAR GREY VELVET; INTERIOR - A1.085 DURACRON WHITE
GLASS TYPE: CLEAR INNER & OUTER LITE, GUARDIAN SUNGUARD - SUPERNEUTRAL 366A ON SURFACE 2; WHITE FRIT 3MM DIAMETER DOTS IN 10CM SQUARE PATTERN ON SURFACE 3

4B PREFINISHED STOREFRONT CURTAINWALL: SHADOW BOX (GROUND FLOOR)
ALUM. COLOUR: EXTERIOR - PPG UC752-14F DURAMAR GREY VELVET; INTERIOR - PPG UC752-14F DURAMAR GREY VELVET
GLASS TYPE: CLEAR INNER & OUTER LITE, GUARDIAN SUNGUARD - SUPERNEUTRAL 366A ON SURFACE 2; WHITE COLOUR PAINT ON ALUMINUM PAN BEHIND SURFACE 3

4C PREFINISHED STOREFRONT CURTAINWALL: GLASS SPANDREL PANEL (GROUND FLOOR)
ALUM. COLOUR: EXTERIOR - PPG UC752-14F DURAMAR GREY VELVET; INTERIOR - PPG UC752-14F DURAMAR GREY VELVET
GLASS TYPE: CLEAR INNER & OUTER LITE, GUARDIAN SUNGUARD - SUPERNEUTRAL 366A ON SURFACE 2
COLOUR: SOLID FRIT GREY VELVET ON SURFACE 3

4D PREFINISHED STOREFRONT CURTAINWALL: METAL LOUVER (GROUND FLOOR)
ALUM. COLOUR: EXTERIOR - PPG UC752-14F DURAMAR GREY VELVET; INTERIOR - PPG UC752-14F DURAMAR GREY VELVET
METAL LOUVER: PPG UC752-14F DURAMAR GREY VELVET

4E PREFINISHED STOREFRONT CURTAINWALL: METAL SPANDREL PANEL (GROUND FLOOR)
ALUM. COLOUR: EXTERIOR - PPG UC752-14F DURAMAR GREY VELVET; INTERIOR - PPG UC752-14F DURAMAR GREY VELVET
METAL PANEL: PPG UC752-14F DURAMAR GREY VELVET

4F PREFINISHED STOREFRONT CURTAINWALL: VISION PANEL FRIT PATTERN (GROUND FLOOR)
ALUM. COLOUR: EXTERIOR - PPG UC752-14F DURAMAR GREY VELVET; INTERIOR - PPG UC752-14F DURAMAR GREY VELVET
GLASS TYPE: CLEAR INNER & OUTER LITE, GUARDIAN SUNGUARD - SUPERNEUTRAL 366A ON SURFACE 3; GREY VELVET HORIZONTAL FRIT PATTERN ON SURFACE 2

LEGEND

BBQ	BBQ GAS CONNECTION - REFER TO MECHANICAL DRAWINGS
NFWB	NON FREEZE HOSE BIBB - REFER TO MECHANICAL DRAWINGS
WDR	WEATHERPROOF DUPLEX RECEPTACLE - REFER TO ELECTRICAL DRAWINGS
LF	LIGHT FIXTURE - REFER TO ELECTRICAL DRAWINGS
TG	TEMPERED GLASS

Window Schedule Legend (1, A4-19)
NTS

Contractor Must Check And Verify All Dimensions On The Job.
Do Not Scale The Drawings.
All Drawings, Specifications And Related Documents Are The Copyright Of The Architect And Must Be Returned Upon Request.
Reproduction Of Drawings, Specifications And Related Documents In Part Or Whole Is Forbidden Without The Architects Written Permission.
The Drawing Is Not To Be Used For Construction Until Signed By The Architect.
Date: November 4, 2016

SEAL MUST BE SIGNED TO BE VALID
Construction

KIRKOR ARCHITECTS + PLANNERS
20 Martin Ross Avenue, Toronto, Ontario, M3J 2K8
TM 16 665-6565, FM 16 665-7234, www.kirkorarchitects.com

No.	Revision	Date
2	Construction	Nov. 4, 2016
1	Tender	Oct. 19, 2015

AQUAVISTA
AT BAYSIDE TORONTO

Drawing Title
Window Schedule - Level 7 - Interior East Elevation

Project
Hines TRIDEL
AQUAVISTA
Block 3 - R3 & R4
263 Queens Quay East
Toronto, ON

Scale: As indicated
Drawn by: E.V. / M.N.
Checked by: C.A.
Project No.: 13148
Date: November 4, 2016
Drawing No.: A4-19