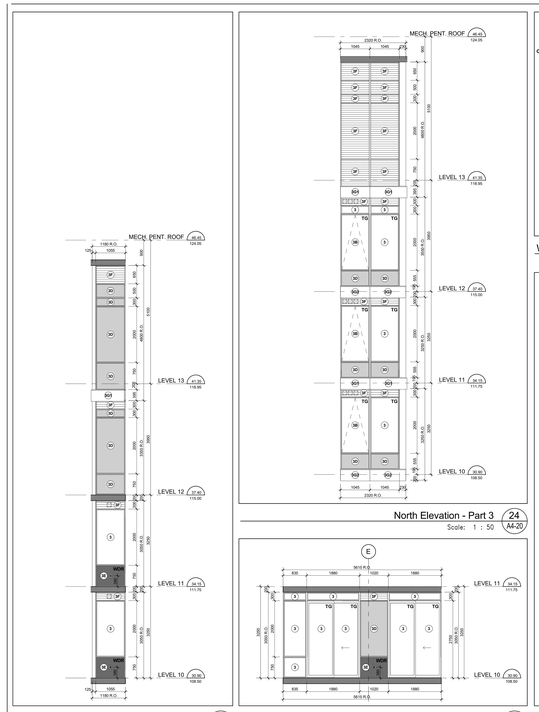

North Elevation - Part 2 25
Scale: 1 : 50 A4-20

North Elevation - Part 3 24
Scale: 1 : 50 A4-20

North Elevation - Part 1 23
Scale: 1 : 50 A4-20

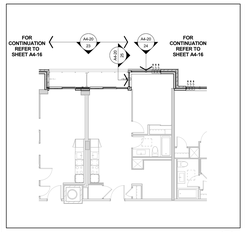

Window Schedule Partial Floor Plan - Level 10 6
Scale: 1 : 100 A4-20

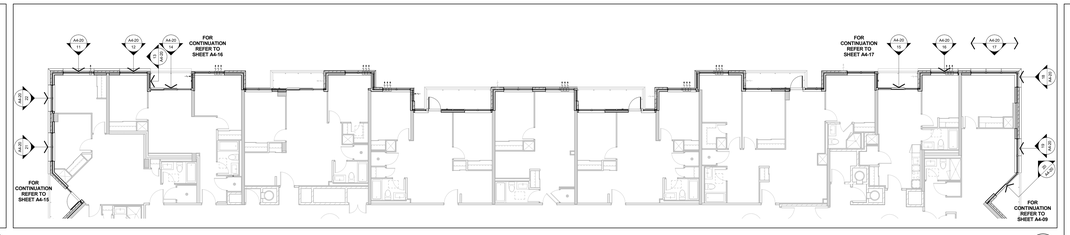

Window Schedule Partial Floor Plan - Level 8 5
Scale: 1 : 100 A4-20

West Elevation - Part 2 22
Scale: 1 : 50 A4-20

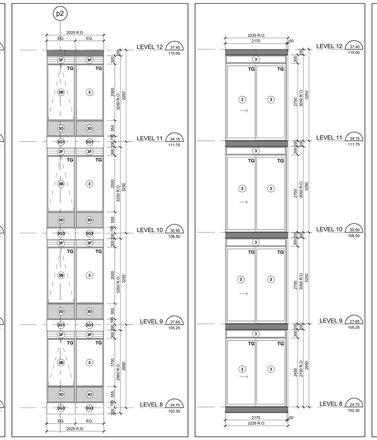

West Elevation - Part 1 21
Scale: 1 : 50 A4-20

East Elevation - Part 3 20
Scale: 1 : 50 A4-20

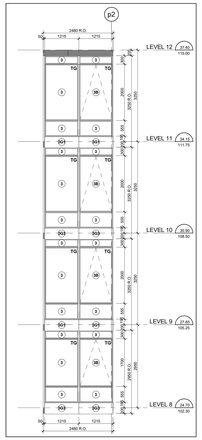

East Elevation - Part 2 19
Scale: 1 : 50 A4-20

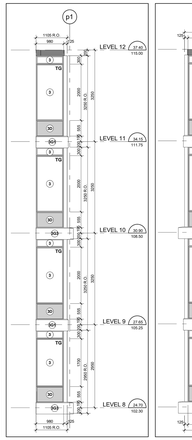

East Elevation - Part 1 18
Scale: 1 : 50 A4-20

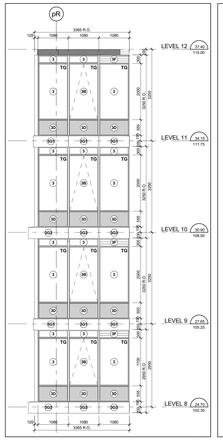

North Elevation - Part 7 17
Scale: 1 : 50 A4-20

North Elevation - Part 6 16
Scale: 1 : 50 A4-20

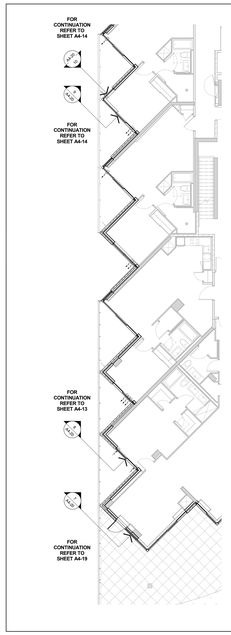

Window Schedule Partial Floor Plan - Level 7 4
Scale: 1 : 100 A4-20

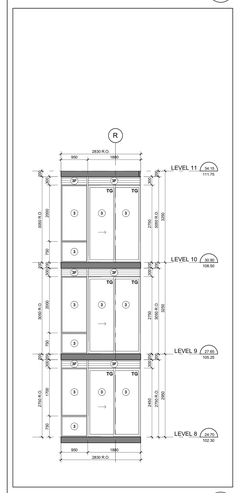

North Elevation - Part 5 15
Scale: 1 : 50 A4-20

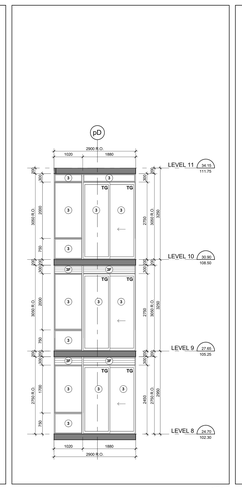

North Elevation - Part 4 14
Scale: 1 : 50 A4-20

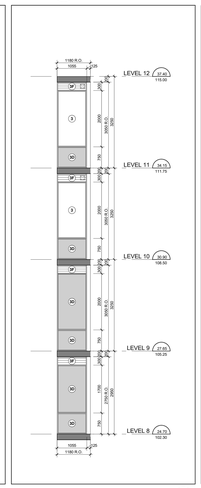

North Elevation - Part 3 13
Scale: 1 : 50 A4-20

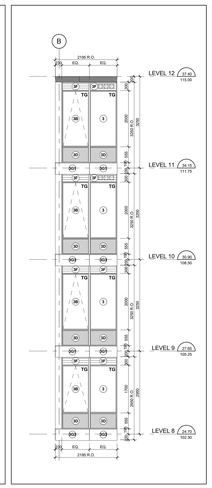

North Elevation - Part 2 12
Scale: 1 : 50 A4-20

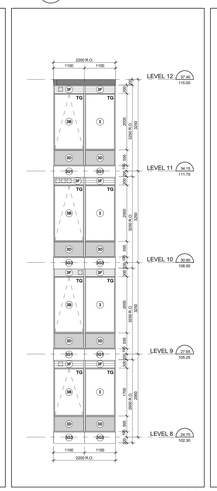

North Elevation - Part 1 11
Scale: 1 : 50 A4-20

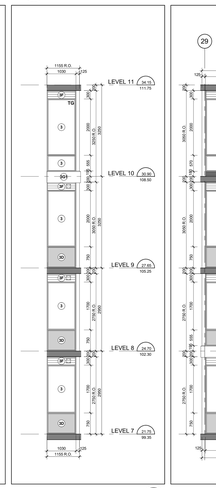

West Elevation - Part 4 10
Scale: 1 : 50 A4-20

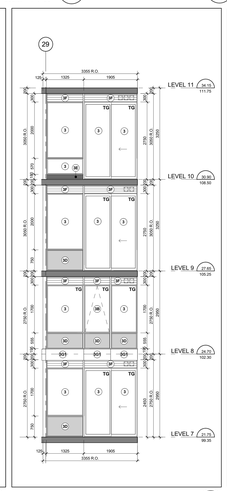

West Elevation - Part 3 9
Scale: 1 : 50 A4-20

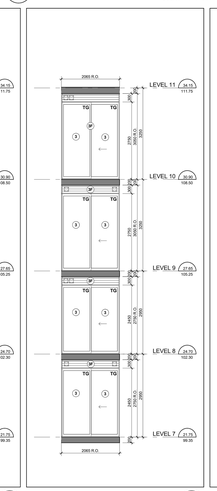

West Elevation - Part 2 8
Scale: 1 : 50 A4-20

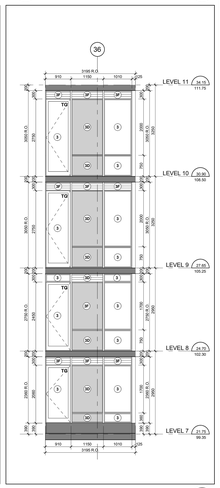

West Elevation - Part 1 7
Scale: 1 : 50 A4-20

TYPICAL WINDOW SCHEDULE NOTES:

1. LESS 75MM CALKING ALL DIMENSIONS ON ONE OR BOTH SIDES OF WINDOW OPENING.
2. ALL DOOR AND WINDOW SWINGS AS PER PLANS AND ELEVATIONS.
3. ALL DIMENSIONS TO BE VERIFIED BY CONTRACTOR PRIOR TO FABRICATION.
4. COORDINATE STC GLAZING REQUIREMENTS WITH ACOUSTICAL REPORT.
5. CO-ORDINATE BALCONY/TERRACE ELECTRICAL OUTLETS WITH ELECTRICAL DRAWINGS.

GBC REQUIREMENTS:

9.7.2. WINDOW STANDARDS
9.7.2.1. WINDOW STANDARDS
(1) CANCSA-A440, 'WINDOWS'; AND
(2) CANCSA-A440, "WINDOWS", AND
(3) CSA-A440-M1984 AAMA 1, "USER SELECTION GUIDE TO CSA STANDARD CANCSA-A440-00 WINDOWS".
9.7.3. GLAZING
9.7.3.1. GLASS STANDARDS
(1) CANCGSB-12.1-M90, "TEMPERED
(2) CANCGSB-12.1-M, "TEMPERED OR LAMINATED SAFETY GLASS".
(3) CANCGSB-12.2-M, "FLAT, CLEAR SHEET GLASS".
(4) CANCGSB-12.3-M, "FLOAT GLASS", AND
(5) CANCGSB-12.4-M, "HEAT-ABSORBING GLASS".
(6) CANCGSB-12.8, "INSULATING GLASS UNITS".
(7) CANCGSB-12.11-M, "WIRED GLASS, FLAT, REFLECTING".
(8) CANCGSB-12.11-M, "WIRED SAFETY GLASS" OR
(9) CANCGSB-12.20-M, "GLAZING CONSTRUCTIONS, PERFORMANCE AND EVALUATION".
9.7.3.2. STRUCTURAL DESIGN OF GLASS
(1) GLASS IN WINDOWS, DOORS, AND SKYLIGHTS SHALL BE DESIGNED IN CONFORMANCE WITH CANCGSB-12.20-M, "STRUCTURAL DESIGN OF GLASS FOR BUILDINGS".
9.7.4. CAULKING AND GLAZING
9.7.4.1. GLAZING COMPOUND
(1) THE SEALING COMPOUND USED TO SEAL THE GLASS COMPONENT OF A FACTORY-SEALED DOUBLE-GLAZED UNIT TO THE SASH COMPONENT SHALL BE COMPATIBLE WITH THE MATERIAL USED TO EDGE SEAL THE GLASS COMPONENT.
9.7.5.4. WINDOWS ABOVE THE SECOND STOREY
(1) WINDOWS IN PUBLIC AREAS THAT EXTEND TO LESS THAN 1.065 MM FROM THE FLOOR AND ARE LOCATED ABOVE THE SECOND STOREY OF A BUILDING SHALL BE PROTECTED BY GUARDS
(A) PROTECTED BY GUARDS IN ACCORDANCE WITH SUBSECTION 9.8.8., OR
(B) NON-OPENABLE AND DESIGNED TO WITHSTAND THE LATERAL DESIGN LOADS FOR GUARDS AS PROVIDED IN ARTICLES 4.1.5.15.
9.7.6. RESISTANCE TO FORCED ENTRY
9.7.6.1. FORCED ENTRY THROUGH WINDOWS
(1) EXTERIOR WINDOWS OR SKYLIGHTS OF WHICH IS LOCATED WITHIN 2.000 MM OF ADJACENT GROUND LEVEL, SHALL CONFORM TO THE REQUIREMENTS FOR RESISTANCE TO FORCED ENTRY AS DESCRIBED IN CLAUSE 16.13.
9.8. GUARDS
9.8.8.1. REQUIRED GUARDS
(1) EXCEPT AS PROVIDED IN SENTENCES (2) AND (3), EVERY SURFACE TO WHICH ACCESS IS PROVIDED FOR OTHER THAN MAINTENANCE PURPOSES, INCLUDING BUT NOT LIMITED TO FLIGHTS OF STEPS AND RAMPS, EXTERIOR LANDINGS, PORCHES, BALCONIES, GALLERIES AND RAMPS, SHALL BE PROTECTED BY A GUARD ON EACH SIDE THAT IS NOT PROTECTED BY A WALL, WHERE THE WALKING SURFACE
(A) THERE IS A DIFFERENCE IN ELEVATION OF MORE THAN 600 MM BETWEEN THE WALKING SURFACE AND THE ADJACENT SURFACE, OR
(B) THE ADJACENT SURFACE WITHIN 1.2 M FROM THE WALKING SURFACE HAS A SLOPE OF MORE THAN 1 IN 2.
9.8.8.2. EXCEPTIONS
(A) AT LOADING DOCKS
(B) AT PARKING GARAGES, OR
(C) WHERE ACCESS IS PROVIDED FOR MAINTENANCE PURPOSES ONLY.
(2) EXCEPT AS PROVIDED IN SENTENCE (3), EXTERIOR STAIRS, RAMPS AND RAMP RISES MORE THAN 400 MM, THE SIDES OF THE STAIR OR RAMP AND THE LANDING ON FLOOR LEVEL AROUND THE STAIRWELL OR RAMP SHALL BE PROTECTED BY A GUARD ON EACH SIDE THAT IS NOT PROTECTED BY A WALL.
9.8.8.3. HEIGHT OF GUARDS
(1) EXCEPT AS PROVIDED IN SENTENCES (2) TO (4), ALL GUARDS SHALL BE NOT LESS THAN 1.070 MM HIGH.
9.8.8.4. HEIGHT OF GUARDS IN DWELLINGS
(1) EXTERIOR GUARDS SERVING NOT MORE THAN ONE DWELLING UNIT SHALL BE NOT LESS THAN 980 MM HIGH WHERE THE WALKING SURFACE THAT THE GUARD PROTECTS IS NOT MORE THAN 1.800 M ABOVE THE ADJACENT GROUND LEVEL.
(4) GUARDS FOR FLIGHTS OF STEPS, EXCEPT IN REQUIRED EXIT STAIRS, SHALL BE NOT LESS THAN 900 MM HIGH
(5) EXCEPT AS PROVIDED IN SENTENCE (6), THE HEIGHT OF STEPS SHALL BE MEASURED VERTICALLY FROM A LINE DRAWN THROUGH THE LEADING EDGE OF THE TREADS SERVED BY THE GUARD.
9.8.8.7. GLASS IN GUARDS
(1) GLASS IN GUARDS SHALL BE,
(A) SAFETY GLASS OF THE LAMINATED OR TEMPERED TYPE CONFORMING TO CANCGSB-12.1-M, "TEMPERED OR LAMINATED SAFETY GLASS", OR
(B) WIRED GLASS CONFORMING TO CANCGSB-12.11-M, "WIRED SAFETY GLASS".
12.3.3.11. WINDOWS AND GLAZING
(5) EXCEPT AS PROVIDED IN SENTENCES (2) AND (3), WINDOWS AND ALL GLAZING THAT SEPARATES HEATED SPACE FROM UNHEATED SPACE SHALL BE DESIGNED TO LIMIT THE RATE OF AIR LEAKAGE THROUGH EXTERIOR WINDOWS, CURTAIN WALLS, AND DOORS
(6) EXCEPT AS PROVIDED IN SENTENCES (7) AND (8), THE TOTAL AREA OF GLAZING, INCLUDING GLAZING FOR DOORS AND SKYLIGHTS, THAT SEPARATES HEATED SPACE FROM UNHEATED SPACE OR THE EXTERIOR, SHALL BE NOT MORE THAN 2.000 M² PLUS 10% OF THE GROSS AREA OF THE WALLS OF THAT SPACE THAT SEPARATES HEATED SPACE FROM UNHEATED SPACE OR THE EXTERIOR, (IN THE CASE OF A SLOPING WALL, THE AREA OF THE WALL SHALL BE MEASURED ON A VERTICAL PLANE PARALLEL TO THE WALL)
(8) WHERE THE THERMAL RESISTANCE OF GLAZING IS DIFFERENT FROM THAT REQUIRED IN SENTENCE (1) AND ARTICLE 12.3.1.5., THE AREA OF SUCH GLAZING FOR THE PURPOSE OF APPLYING SENTENCE (5) MAY BE ASSUMED AS BEING EQUAL TO THE ACTUAL AREA MULTIPLIED BY THE RATIO OF THE THERMAL RESISTANCE OF THE GLAZING TO THE THERMAL RESISTANCE REQUIRED IN ARTICLE 12.3.1.5.
(9) EXCEPT AS PROVIDED IN SENTENCE (5), THE AREA OF GLASS THAT CONTAINS CLEAR GLASS OR THAT HAS A SHADING COEFFICIENT OF MORE THAN 0.70 THAT IS UNSHADED IN THE WINTER AND FACES A DIRECTION WITHIN 45° OF DUE SOUTH MAY BE ASSUMED TO BE 50 PERCENT OF THE ACTUAL AREA IN THE PROCESS OF DETERMINING WHETHER OR NOT THE GLAZING IS SHADED IN THE WINTER, THE SHADING SHALL BE CALCULATED USING THE WINTER SOLAR NOON ANGLES OF JANUARY 21.
(10) EXCEPT AS PROVIDED IN SENTENCE (5), THE AREA OF GLASS THAT CONTAINS CLEAR GLASS OR THAT HAS A SHADING COEFFICIENT OF MORE THAN 0.70 THAT IS UNSHADED IN THE WINTER AND FACES A DIRECTION WITHIN 45° OF DUE SOUTH MAY BE ASSUMED TO BE 50 PERCENT OF THE ACTUAL AREA IN THE PROCESS OF DETERMINING WHETHER OR NOT THE GLAZING IS SHADED IN THE WINTER, THE SHADING SHALL BE CALCULATED USING THE WINTER SOLAR NOON ANGLES OF JANUARY 21.
(11) EXCEPT AS PROVIDED IN SENTENCE (5), THE AREA OF GLASS THAT CONTAINS CLEAR GLASS OR THAT HAS A SHADING COEFFICIENT OF MORE THAN 0.70 THAT IS SHADED IN THE WINTER AND FACES A DIRECTION WITHIN 45° OF DUE SOUTH MAY BE ASSUMED TO BE 50 PERCENT OF THE ACTUAL AREA IN THE PROCESS OF DETERMINING WHETHER OR NOT THE GLAZING IS SHADED IN THE WINTER, THE SHADING SHALL BE CALCULATED USING THE WINTER SOLAR NOON ANGLES OF JUNE 21.
12.3.3.11. AIR INFILTRATION
(5) WINDOWS THAT SEPARATE HEATED SPACE FROM UNHEATED SPACE OR THE EXTERIOR SHALL BE DESIGNED TO LIMIT THE RATE OF AIR LEAKAGE THROUGH EXTERIOR WINDOWS, CURTAIN WALLS, AND DOORS UNDER SPECIFIED PRESSURE DIFFERENCES ACROSS THE WINDOW IN CONFORMANCE WITH ASTM E283, "DETERMINING THE RATE OF AIR LEAKAGE THROUGH EXTERIOR WINDOWS, CURTAIN WALLS, AND DOORS UNDER SPECIFIED PRESSURE DIFFERENCES ACROSS THE WINDOW".
(6) EXCEPT AS PROVIDED IN SENTENCES (7) AND (8), WINDOWS AND GLAZING THAT SEPARATE HEATED SPACE FROM UNHEATED SPACE OR THE EXTERIOR SHALL BE DESIGNED TO LIMIT AIR INFILTRATION TO NOT MORE THAN 2.5 L/S FOR EACH SQUARE METRE OF DOOR AREA WHEN TESTED IN CONFORMANCE WITH SENTENCE (5).
12.3.3.12. WINDOWS AND GLAZING
(1) WINDOWS AND GLAZING SHALL BE INSTALLED STRIPPED ON ALL EDGES AND PROTECTED WITH A STORM DOOR OR BY AN ENCLOSED SHADED SPACE. EXTERIOR SHADING TYPE DOOR ACCESSORIES SHALL BE DESIGNED TO LIMIT THE RATE OF AIR LEAKAGE THROUGH EXTERIOR SHADED SPACE, EXTERIOR SHADING TYPE DOOR ACCESSORIES SHALL BE DESIGNED TO LIMIT THE RATE OF AIR LEAKAGE TO NOT MORE THAN 2.5 L/S FOR EACH SQUARE METRE OF DOOR AREA WHEN TESTED IN CONFORMANCE WITH SENTENCE (1).
(2) EXTERIOR WINDOWS AND GLAZING, EXCEPT AS PROVIDED IN SENTENCES (3) AND (4), THAT SEPARATE HEATED SPACE FROM UNHEATED SPACE OR THE EXTERIOR SHALL BE DESIGNED TO LIMIT THE RATE OF AIR INFILTRATION TO NOT MORE THAN 0.1 L/S FOR EACH METRE OF DOOR CRACK WHEN TESTED IN CONFORMANCE WITH SENTENCE (1).
(3) WINDOWS AND GLAZING IN DOORS, WHICH DO NOT CONFORM TO THE REQUIREMENTS IN SUBSECTION 9.27.4., (IN THE JUNCTION BETWEEN THE SILL PLATE AND THE FOUNDATION, JOINTS BETWEEN EXTERIOR WALL FINISH AND ANY OTHER LOCATION WHERE THERE IS A POSSIBILITY OF AIR LEAKAGE INTO HEATED SPACES IN A BUILDING THROUGH THE EXTERIOR WALLS, SUCH AS AT UTILITY PENETRATIONS, AT JOINTS BETWEEN ROOF AND WALLS, AT JOINTS BETWEEN WALLS AND FLOORS)
(4) AIR LEAKAGE BETWEEN HEATED SPACE AND ADJACENT ROOF OR ATTIC SPACE CAUSED BY THE PENETRATION OF SERVICES SHALL BE RESTRICTED IN CONFORMANCE WITH THE REQUIREMENTS OF SUBSECTION 9.25.3.

Typical Window Schedule Notes 3
NTS A4-20

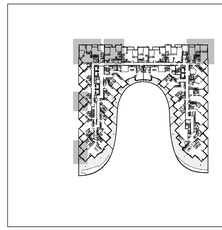

Window Schedule Key Plan - Level 7-10 2
NTS A4-20

WINDOW SCHEDULE LEGEND

13148 - AQUAVISTA
UPDATED: FEBRUARY 16, 2016

3 PREFINISHED ALUMINUM WINDOW WALL - VISION PANEL
ALUM. COLOUR: EXTERIOR - PPG UC7501AF DURAMAR GREY VELVET
INTERIOR - K1285 DURACRON WHITE
GLASS TYPE: CLEAR INNER & OUTER LITE, GUARDIAN SUNGUARD - SUPERNEUTRAL SN64 ON SURFACE 2

3A PREFINISHED ALUMINUM WINDOW WALL - VISION PANEL FRIT PATTERN
ALUM. COLOUR: EXTERIOR - PPG UC7501AF DURAMAR GREY VELVET
INTERIOR - K1285 DURACRON WHITE
GLASS TYPE: CLEAR INNER & OUTER LITE, GUARDIAN SUNGUARD - SUPERNEUTRAL SN64 ON SURFACE 2
WHITE FRIT 5MM DIAMETER DOTS IN 10CM SQUARE PATTERN ON SURFACE 3

3B PREFINISHED ALUMINUM WINDOW WALL - OPERABLE AWNING
ALUM. COLOUR: EXTERIOR - PPG UC7501AF DURAMAR GREY VELVET
INTERIOR - K1285 DURACRON WHITE
GLASS TYPE: CLEAR INNER & OUTER LITE, GUARDIAN SUNGUARD - SUPERNEUTRAL SN64 ON SURFACE 2

3C PREFINISHED ALUMINUM WINDOW WALL - OPERABLE AWNING FRIT PATTERN
ALUM. COLOUR: EXTERIOR - PPG UC7501AF DURAMAR GREY VELVET
INTERIOR - K1285 DURACRON WHITE
GLASS TYPE: CLEAR INNER & OUTER LITE, GUARDIAN SUNGUARD - SUPERNEUTRAL SN64 ON SURFACE 2
WHITE FRIT 5MM DIAMETER DOTS IN 10CM SQUARE PATTERN ON SURFACE 3

3D PREFINISHED ALUMINUM WINDOW WALL - GLASS SPANDREL PANEL
ALUM. COLOUR: EXTERIOR - PPG UC7501AF DURAMAR GREY VELVET
INTERIOR - K1285 DURACRON WHITE
GLASS TYPE: CLEAR INNER & OUTER LITE
COLOUR: SOLID FRIT VIRACON SUBDUED GRAY VISO ON SURFACE 2

3E PREFINISHED ALUMINUM WINDOW WALL - METAL SPANDREL PANEL
ALUM. COLOUR: EXTERIOR - PPG UC7501AF DURAMAR GREY VELVET
INTERIOR - K1285 DURACRON WHITE
METAL PANEL: PPG UC7501AF DURAMAR GREY VELVET

3F PREFINISHED ALUMINUM WINDOW WALL - METAL LOUVER
ALUM. COLOUR: EXTERIOR - PPG UC7501AF DURAMAR GREY VELVET
INTERIOR - K1285 DURACRON WHITE
METAL LOUVER: PPG UC7501AF DURAMAR GREY VELVET

3G1 PREFINISHED ALUMINUM WINDOW WALL - METAL SLAB COVER - PROFILE 40x420mm
ALUM. COLOUR: EXTERIOR - PPG UC7501AF DURAMAR GREY VELVET
INTERIOR - K1285 DURACRON WHITE
SLAB COVER: PPG UC1667GSL DURAMAR XL STEEL SILVER CITY

3G2 PREFINISHED ALUMINUM WINDOW WALL - METAL SLAB COVER - PROFILE 105x420mm
ALUM. COLOUR: EXTERIOR - PPG UC7501AF DURAMAR GREY VELVET
INTERIOR - K1285 DURACRON WHITE
SLAB COVER: PPG UC1667GSL DURAMAR XL STEEL SILVER CITY

3G3 PREFINISHED ALUMINUM WINDOW WALL - METAL SLAB COVER - PROFILE 220x420mm
ALUM. COLOUR: EXTERIOR - PPG UC7501AF DURAMAR GREY VELVET
INTERIOR - K1285 DURACRON WHITE
SLAB COVER: PPG UC1667GSL DURAMAR XL STEEL SILVER CITY

3H PREFINISHED ALUMINUM WINDOW WALL - OPERABLE WINDOW - VISION PANEL
ALUM. COLOUR: EXTERIOR - PPG UC7501AF DURAMAR GREY VELVET
INTERIOR - K1285 DURACRON WHITE
GLASS TYPE: CLEAR INNER & OUTER LITE, GUARDIAN SUNGUARD - SUPERNEUTRAL SN64 ON SURFACE 2

3J PREFINISHED ALUMINUM WINDOW WALL - OPERABLE WINDOW - GLASS SPANDREL PANEL
ALUM. COLOUR: EXTERIOR - PPG UC7501AF DURAMAR GREY VELVET
INTERIOR - K1285 DURACRON WHITE
GLASS TYPE: CLEAR INNER & OUTER LITE
COLOUR: SOLID FRIT VIRACON SUBDUED GRAY VISO ON SURFACE 2

3K PREFINISHED ALUMINUM WINDOW WALL - OPERABLE WINDOW - METAL LOUVER
ALUM. COLOUR: EXTERIOR - PPG UC7501AF DURAMAR GREY VELVET
INTERIOR - K1285 DURACRON WHITE
METAL LOUVER: PPG UC7501AF DURAMAR GREY VELVET

4 PREFINISHED STOREFRONT CURTAINWALL - VISION PANEL (GROUND FLOOR)
ALUM. COLOUR: EXTERIOR - PPG UC7501AF DURAMAR GREY VELVET
INTERIOR - K1285 DURACRON WHITE
GLASS TYPE: CLEAR INNER & OUTER LITE, GUARDIAN SUNGUARD - SUPERNEUTRAL SN64 ON SURFACE 2

4A PREFINISHED STOREFRONT CURTAINWALL - VISION PANEL FRIT PATTERN (GROUND FLOOR)
ALUM. COLOUR: EXTERIOR - PPG UC7501AF DURAMAR GREY VELVET
INTERIOR - PPG UC7501AF DURAMAR GREY VELVET
GLASS TYPE: CLEAR INNER & OUTER LITE, GUARDIAN SUNGUARD - SUPERNEUTRAL SN64 ON SURFACE 2
WHITE FRIT 5MM DIAMETER DOTS IN 10CM SQUARE PATTERN ON SURFACE 3

4B PREFINISHED STOREFRONT CURTAINWALL - SHADOW BOX (GROUND FLOOR)
ALUM. COLOUR: EXTERIOR - PPG UC7501AF DURAMAR GREY VELVET
INTERIOR - PPG UC7501AF DURAMAR GREY VELVET
COLOUR: WHITE COLOUR PAINT ON ALUMINUM PAN BEHIND SURFACE 4

4C PREFINISHED STOREFRONT CURTAINWALL - GLASS SPANDREL PANEL (GROUND FLOOR)
ALUM. COLOUR: EXTERIOR - PPG UC7501AF DURAMAR GREY VELVET
INTERIOR - PPG UC7501AF DURAMAR GREY VELVET
GLASS TYPE: CLEAR INNER & OUTER LITE, GUARDIAN SUNGUARD - SUPERNEUTRAL SN64 ON SURFACE 2
COLOUR: SOLID FRIT GREY VELVET ON SURFACE 3

4D PREFINISHED STOREFRONT CURTAINWALL - METAL LOUVER (GROUND FLOOR)
ALUM. COLOUR: EXTERIOR - PPG UC7501AF DURAMAR GREY VELVET
INTERIOR - PPG UC7501AF DURAMAR GREY VELVET
METAL LOUVER: PPG UC7501AF DURAMAR GREY VELVET

4E PREFINISHED STOREFRONT CURTAINWALL - METAL SPANDREL PANEL (GROUND FLOOR)
ALUM. COLOUR: EXTERIOR - PPG UC7501AF DURAMAR GREY VELVET
INTERIOR - PPG UC7501AF DURAMAR GREY VELVET
METAL PANEL: PPG UC7501AF DURAMAR GREY VELVET

4F PREFINISHED STOREFRONT CURTAINWALL - VISION PANEL FRIT PATTERN (GROUND FLOOR)
ALUM. COLOUR: EXTERIOR - PPG UC7501AF DURAMAR GREY VELVET
INTERIOR - PPG UC7501AF DURAMAR GREY VELVET
GLASS TYPE: CLEAR INNER & OUTER LITE, GUARDIAN SUNGUARD - SUPERNEUTRAL SN64 ON SURFACE 3
GREY VELVET HORIZONTAL FRIT PATTERN ON SURFACE 2

LEGEND

BBQ BBQ GAS CONNECTION - REFER TO MECHANICAL DRAWINGS
NFHB NON FREEZE HOSE BIBB - REFER TO MECHANICAL DRAWINGS
WDR WEATHERPROOF DUPLEX RECEPTACLE - REFER TO ELECTRICAL DRAWINGS
LF LIGHT FIXTURE - REFER TO ELECTRICAL DRAWINGS
TG TEMPERED GLASS

Window Schedule Legend 1
NTS A4-20

Contractor Must Check And Verify All Dimensions On The Job.
Do Not Scale The Drawings.
All Drawings, Specifications And Related Documents Are The Copyright Of The Architect And Must Be Returned Upon Request.
Reproduction Of Drawings, Specifications And Related Documents In Part Or Whole Is Forbidden Without The Architects Written Permission.
This Drawing Is Not To Be Used For Construction Until Signed By The Architect.
Date: November 4, 2016

SEAL MUST BE SIGNED TO BE VALID
Construction

KIRKOR ARCHITECTS + PLANNERS
20 Martin Ross Avenue, Toronto, Ontario, M3J 2K8
Tel 416 665-9500, Fx 416 665-1234, www.kirkorarchitects.com

No.	Revision	Date
2	Construction	Nov. 4, 2016
1	Tender	Oct. 19, 2015

No.	Issued For	Date

AQUAVISTA
AT BAYSIDE TORONTO

Drawing Title
Window Schedule - Level 7-10 - West, North & East Elevation

Project
Hines TRIDEL
AQUAVISTA
Block 3 - R3 & R4
263 Queens Quay East
Toronto, ON

Scale: As indicated
Drawn by: E.V. / M.N.
Checked by: C.A.
Project No.: 13148
Date: November 4, 2016
Drawing No.: A4-20

File Date: 11/2/2016 12:01:58 PM File Path: C:\Users\vlasock\Documents\REVIT 2015 WORKING FILES\13148P2D-Model-Building R3-R4_vlasock.rvt