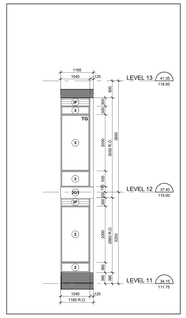

Interior West Elevation - Part 9 27 A4-22
Scale: 1 : 50

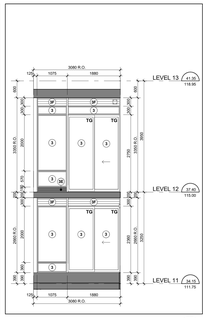

Interior West Elevation - Part 8 26 A4-22
Scale: 1 : 50

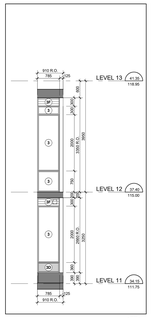

Interior West - Part 7 25 A4-22
Scale: 1 : 50

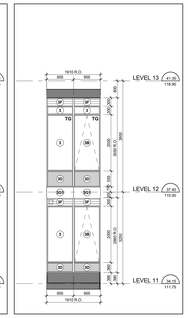

Interior West Elevation - Part 6 24 A4-22
Scale: 1 : 50

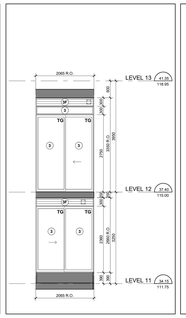

Interior West Elevation - Part 5 23 A4-22
Scale: 1 : 50

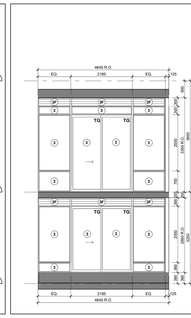

Interior West Elevation - Part 3 22 A4-22
Scale: 1 : 50

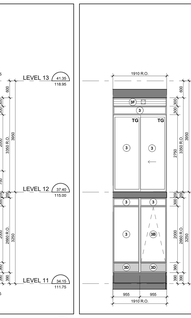

Interior West Elevation - Part 4 21 A4-22
Scale: 1 : 50

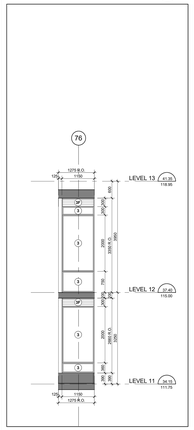

Interior West Elevation - Part 2 20 A4-22
Scale: 1 : 50

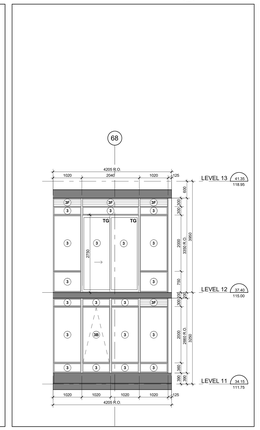

Interior West Elevation - Part 1 19 A4-22
Scale: 1 : 50

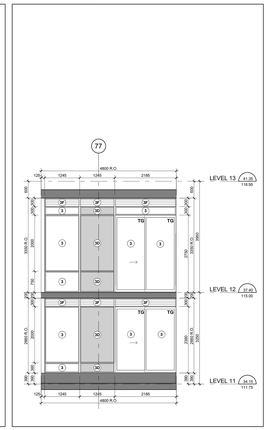

East Elevation - Part 7 18 A4-22
Scale: 1 : 50

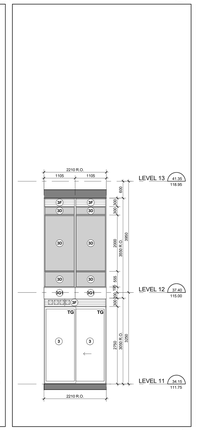

East Elevation - Part 6 17 A4-22
Scale: 1 : 50

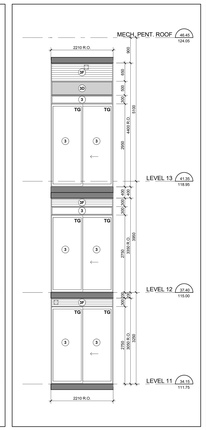

East Elevation - Part 5 16 A4-22
Scale: 1 : 50

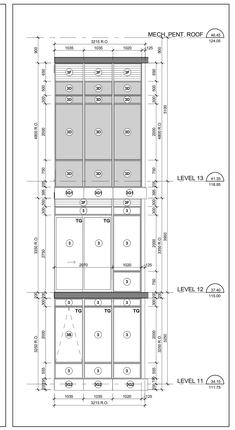

East Elevation - Part 4 15 A4-22
Scale: 1 : 50

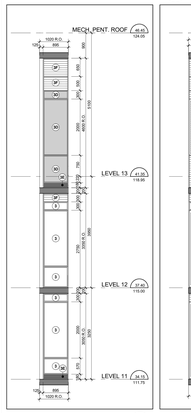

East Elevation - Part 3 14 A4-22
Scale: 1 : 50

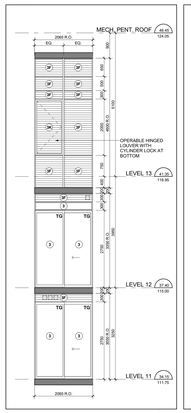

East Elevation - Part 2 13 A4-22
Scale: 1 : 50

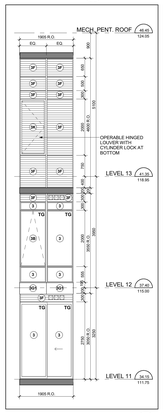

East Elevation - Part 1 12 A4-22
Scale: 1 : 50

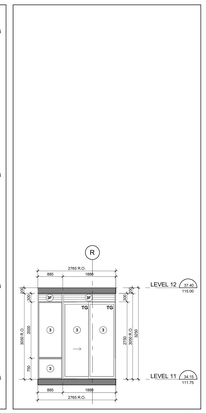

North Elevation - Part 12 11 A4-22
Scale: 1 : 50

North Elevation - Part 11 10 A4-22
Scale: 1 : 50

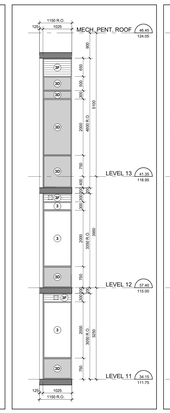

North Elevation - Part 10 9 A4-22
Scale: 1 : 50

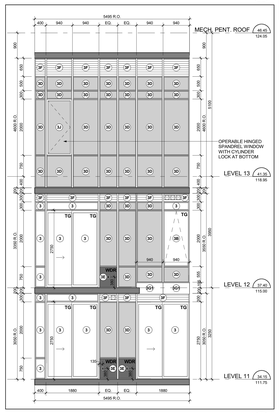

North Elevation - Part 9 8 A4-22
Scale: 1 : 50

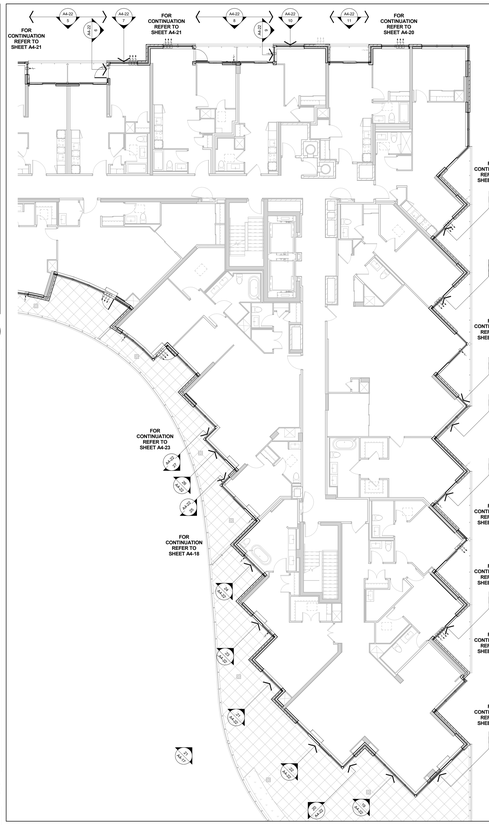

Level 11 - Eleventh Floor Plan 4 A4-22
Scale: 1 : 100

TYPICAL WINDOW SCHEDULE NOTES:

1. ADD 10MM CAULKING ALLOWANCE ON ONE OR BOTH SIDES OF WINDOW OPENING.
2. ALL WINDOWS TO BE INSTALLED IN ACCORDANCE WITH OBC 9.7.4.1.
3. CO-ORDINATE LOUVER LOCATIONS WITH MECHANICAL DRAWINGS.
4. CO-ORDINATE STC GLAZING REQUIREMENTS WITH ACOUSTICAL REPORT.
5. CO-ORDINATE WALL/WINDOW/TRANSOM ELECTRICAL OUTLETS WITH ELECTRICAL DRAWINGS.

OBC REQUIREMENTS

9.7.2. WINDOW STANDARDS
9.7.2.1. WINDOW STANDARDS
(1) WINDOWS SHALL CONFORM TO:
(A) CAN/CSA-A440 SERIES-08,
(B) THE CAN/CSA-A440.1, "USER SELECTION GUIDE TO CSA STANDARD CAN/CSA-A440-00 WINDOWS".
9.7.3. GLASS
9.7.3.1. GLAZING STANDARDS
(1) GLASS SHALL CONFORM TO:
(A) CAN/CGSB-12.1-M, "TEMPERED OR LAMINATED SAFETY GLASS",
(B) CAN/CGSB-12.2-M, "FLAT, CLEAR FLOAT GLASS",
(C) CAN/CGSB-12.3-M, "FLAT, CLEAR FLOAT GLASS",
(D) CAN/CGSB-12.4-M, "WIRED SAFETY GLASS",
(E) CAN/CGSB-12.8, "INSULATING GLASS UNITS",
(F) CAN/CGSB-12.11-M, "FILM COATED GLASS FOR SOLAR REFLECTIVITY",
(G) CAN/CGSB-12.1-M, "TIRED SAFETY GLASS", OR
(H) ASTM E2190, "INSULATING GLASS UNIT PERFORMANCE AND EVALUATION".
9.7.3.2. GLAZING IN WINDOWS
(1) GLASS IN WINDOWS, SLOPED GLAZING AND SKYLIGHTS SHALL BE DESIGNED IN CONFORMANCE WITH CAN/CSA-S136-07, "STRUCTURAL DESIGN OF ALUMS FOR BUILDINGS".
9.7.4. SEALING COMPOUNDS
9.7.4.1. SEALING COMPOUND
(1) THE SEALING COMPOUND USED TO SEAL THE GLASS COMPONENT OF A FACTORY-SEALED DOUBLE-GLAZED UNIT TO THE SASH COMPONENT SHALL BE COMPATIBLE WITH THE MATERIAL USED TO EDGE SEAL THE GLASS COMPONENT.

9.7.6.4. WINDOWS ABOVE THE SECOND STOREY
(1) WINDOWS ABOVE THE SECOND STOREY SHALL NOT BE LESS THAN 1.000 MM FROM THE FLOOR AND ARE LOCATED ABOVE THE SECOND STOREY IN BUILDINGS OF RESIDENTIAL OCCUPANCY SHALL BE:
(A) EQUIPPED WITH SASHES IN ACCORDANCE WITH SUBSECTION 9.6.5.6., OR
(B) NON-OPENING, OR
(C) PROTECTED BY GUARDS, NOTWITHSTANDING THE LATERAL DESIGN LOADS FOR GUARDS AS PROVIDED IN ARTICLES 4.1.5.15. AND 4.1.5.16.
9.7.9. RESISTANCE TO FORCED ENTRY
9.7.9.1. FORCED ENTRY THROUGH WINDOWS
(1) WINDOWS, OTHER THAN SKYLIGHTS, ACCESSIBLE FROM A PLACE OF WHICH IS LOCATED WITHIN 2.000 MM OF ADJACENT GROUND LEVEL, SHALL CONFORM TO THE REQUIREMENTS FOR RESISTANCE TO FORCED ENTRY AS DESCRIBED IN CLAUSE 10.1.3 OF CAN/CSA-A440.M, "WINDOWS".

9.8.8.1. REQUIRED GUARDS
(1) EXCEPT AS PROVIDED IN SENTENCES (2) AND (3), EVERY SURFACE TO WHICH ACCESS IS PROVIDED FOR OTHER THAN MAINTENANCE PURPOSES, INCLUDING BUT NOT LIMITED TO FLIGHTS OF STEPS AND RAMPS, EXTERIOR LANDINGS, PORCHES, BALCONIES, GALLERIES AND RAMPS, SHALL BE GUARDED IF THE SURFACE IS ADJACENT TO ANOTHER SURFACE WHICH IS LOCATED:
(A) THERE IS A DIFFERENCE IN ELEVATION OF MORE THAN 600 MM BETWEEN THE WALKING SURFACE AND THE ADJACENT SURFACE, OR
(B) THE ADJACENT SURFACE WITHIN 1.2 M FROM THE WALKING SURFACE HAS A SLOPE OF MORE THAN 1 IN 2.
(C) AT LOADING DOCKS,
(D) AT LOADING DOCKS,
(E) AT FLOOR PITS IN REPAIR GARAGES, OR
(F) AT PITS, PITS OR PLATFORMS FOR MAINTENANCE PURPOSES ONLY.
(2) WHEN AN INTERIOR STAIR HAS MORE THAN 2 RISERS ON AN INTERIOR RAMP RISES MORE THAN AN MM, THE SIDES OF THE STAIR OR RAMP AND THE LANDING OR FLOOR LEVEL AROUND THE STAIRWELL, OR RAMP SHALL BE PROTECTED BY A GUARD ON EACH SIDE THAT IS NOT LESS THAN 1.100 M HIGH.

9.8.8.3. HEIGHT OF GUARDS
(1) EXCEPT AS PROVIDED IN SENTENCES (2) TO (4), ALL GUARDS SHALL BE NOT LESS THAN 1.070 MM HIGH.
(2) EXCEPT AS PROVIDED IN SENTENCE (3), ALL GUARDS SHALL BE NOT LESS THAN 1.000 M HIGH WHERE THE WALKING SURFACE SERVED BY THE GUARD IS NOT MORE THAN 1.800 MM ABOVE THE FINISHED GROUND LEVEL.
(3) THE HEIGHT OF GUARDS SHALL BE NOT LESS THAN 0.900 M WHERE THE WALKING SURFACE SERVED BY THE GUARD IS NOT MORE THAN 1.800 MM ABOVE THE FINISHED GROUND LEVEL.
(4) THE HEIGHT OF GUARDS FOR FLIGHTS OF STEPS SHALL BE MEASURED VERTICALLY FROM A LINE DRAWN THROUGH THE LEADING EDGE OF THE TREADS SERVED BY THE GUARD.
9.8.8.4. GUARD DESIGN
(1) EXCEPT AS PROVIDED IN
(A) SAFETY GLASS OF THE LAMINATED OR TEMPERED TYPE CONFORMING TO CAN/CGSB-12.1-M, "TEMPERED OR LAMINATED SAFETY GLASS",
(B) WIRED GLASS CONFORMING TO CAN/CGSB-12.1-M, "WIRED SAFETY GLASS".

10.3.3.11. WINDOWS AND GLAZING
(1) EXCEPT AS PROVIDED IN SENTENCES (2) AND (3), WINDOWS AND ALL GLAZING THAT SEPARATES HEATED SPACE FROM UNHEATED SPACE OR THE EXTERIOR SHALL CONFORM TO ARTICLES 10.3.2.6. AND 10.3.5.9.
(2) EXTERIOR GLAZING, INCLUDING GLAZING FOR DOORS AND SKYLIGHTS, INCLUDING GLAZING FOR DOORS AND SKYLIGHTS, THAT SEPARATES HEATED SPACE FROM UNHEATED SPACE OR THE EXTERIOR SHALL NOT EXCEED 20 PER CENT OF THE FLOOR AREA OF THE STOREY SERVED BY THE GLAZED AREAS AND SHALL NOT EXCEED 40 PER CENT OF THE TOTAL AREA OF THE WALLS OF THAT STOREY SERVED BY THE GLAZED AREAS, INCLUDING THE GLAZED AREAS OF THE EXTERIOR WALLS OF THE STOREY, THE AREA OF THE OPAQUE PORTION OF THE WALL IS CALCULATED AS ITS PROJECTED AREA ON A VERTICAL PLANE.
(3) WHERE THE THERMAL RESISTANCE OF GLAZING IS DIFFERENT FROM THAT REQUIRED IN SENTENCE (1) AND ARTICLE 12.3.1.10., THE AREA OF GLAZING MAY BE INCREASED OVER THE PERCENTAGE SPECIFIED IN SENTENCE (2) BY THE AMOUNT OF THE DIFFERENCE BETWEEN THE RATIO OF THE REQUIRED THERMAL RESISTANCE DIVIDED BY THE ACTUAL THERMAL RESISTANCE OF THE GLAZING.
(4) EXTERIOR GLAZING, INCLUDING GLAZING FOR DOORS AND SKYLIGHTS, THAT SEPARATES HEATED SPACE FROM UNHEATED SPACE OF MORE THAN 0.10 THAT IS UNSHADED IN THE WINTER AND FACES A DIRECTION WITHIN 45° OF DUE SOUTH MAY BE ASSUMED TO BE 50 PERCENT SHADED IN THE WINTER, PROVIDED THE SHADING DEVICE IS DESIGNED TO BE COOLED UNLESS THE GLAZING DESCRIBED IN SENTENCE (4) WITH A SYSTEM THAT IS CAPABLE OF DISTRIBUTING THE SOLAR HEAT GAIN FROM SUCH GLAZED AREAS THROUGHOUT THE BUILDING FOR THE PURPOSE OF DETERMINING WHETHER OR NOT THE GLAZING IS SHADED IN THE WINTER, THE SHADING SHALL BE CALCULATED USING THE NOON SUN ANGLES OF JANUARY 21.
(5) SENTENCE (4) SHALL NOT APPLY WHERE THE BUILDING IS DESIGNED TO BE COOLED UNLESS THE GLAZING DESCRIBED IN SENTENCE (4) IS SHADED IN THE SUMMER WITH EXTERIOR DEVICES. FOR THE PURPOSE OF DETERMINING WHETHER OR NOT THE GLAZING IS SHADED IN THE SUMMER, THE SHADING SHALL BE CALCULATED USING THE NOON SUN ANGLES OF JUNE 21.

12.3.2.13. AIR INFILTRATION
(1) EXTERIOR GLAZING THAT SEPARATES HEATED SPACE FROM UNHEATED SPACE OR THE EXTERIOR SHALL BE DESIGNED TO LIMIT THE RATE OF AIR INFILTRATION TO NOT MORE THAN 0.175 LITER SECOND METRE OF SASH CRACK WHEN TESTED AT PRESSURE DIFFERENTIAL OF 75 PA IN ACCORDANCE WITH SENTENCE (2) AND ARTICLE 12.3.2.14. AND SHALL BE DESIGNED TO LIMIT THE RATE OF AIR INFILTRATION TO NOT MORE THAN 1.5 LITER SECOND SQUARE METRE OF DOOR AREA UNDER SPECIFIED PRESSURE DIFFERENCES ACROSS THE SPECIMEN.
(2) EXTERIOR GLAZING, INCLUDING GLAZING FOR DOORS AND SKYLIGHTS, THAT SEPARATES HEATED SPACE FROM UNHEATED SPACE OR THE EXTERIOR SHALL BE DESIGNED TO LIMIT AIR INFILTRATION TO NOT MORE THAN 2.5 LITER SECOND SQUARE METRE OF DOOR AREA WHEN TESTED IN CONFORMANCE WITH SENTENCE (1).
(3) EXTERIOR DOORS, OTHER THAN THOSE DESCRIBED IN SENTENCE (5) AND (6), THAT SEPARATE HEATED SPACE FROM UNHEATED SPACE, EXTERIOR SWING TYPE DOOR ASSEMBLIES FOR DWELLING UNITS, INDIVIDUALLY RENTED HOTEL ROOMS AND SUITES SHALL BE DESIGNED TO LIMIT THE RATE OF AIR INFILTRATION TO NOT MORE THAN 0.35 LITER SECOND SQUARE METRE OF DOOR AREA WHEN TESTED IN CONFORMANCE WITH SENTENCE (1).
(4) DOOR ASSEMBLIES OTHER THAN THOSE DESCRIBED IN SENTENCES (5) AND (6), THAT SEPARATE HEATED SPACE FROM UNHEATED SPACE OR THE EXTERIOR SHALL BE DESIGNED TO LIMIT THE RATE OF AIR INFILTRATION TO NOT MORE THAN 1.7 LITER FOR EACH METRE OF DOOR SEALING LENGTH WHEN TESTED IN CONFORMANCE WITH SENTENCE (1).
(5) GLAZING MATERIAL TO REDUCE AIR INFILTRATION SHALL CONFORM TO THE REQUIREMENTS IN SUBSECTION 9.27.4.
(6) EXTERIOR DOORS, OTHER THAN THOSE DESCRIBED IN SENTENCE (7), THAT SEPARATE HEATED SPACE FROM UNHEATED LOCATION WHERE THERE IS A POSSIBILITY OF AIR LEAKAGE INTO HEATED SPACES IN A BUILDING THROUGH THE STRUCTURAL WALL, SUCH AS ATTIC, CRAWL SPACE OR PARTIALLY HEATED BASEMENT, SHALL BE DESIGNED TO LIMIT AIR LEAKAGE.
(7) AIR INFILTRATION THROUGH DOORS, DRAWERS AND SIMILAR ROOF SUPPORTS, SHALL BE CALCED BY THE PERFORMATION OF SERVICES SHALL BE RESTRICTED IN CONFORMANCE WITH THE REQUIREMENTS OF SUBSECTION 9.25.3.

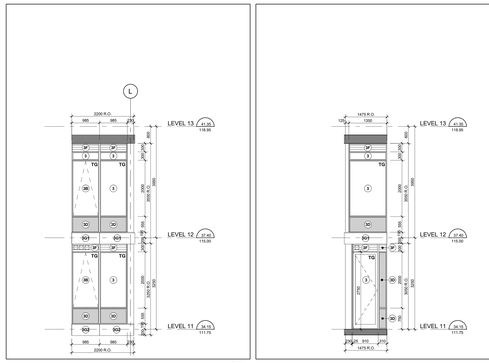

North Elevation - Part 8 7 A4-22
Scale: 1 : 50

North Elevation - Part 7 6 A4-22
Scale: 1 : 50

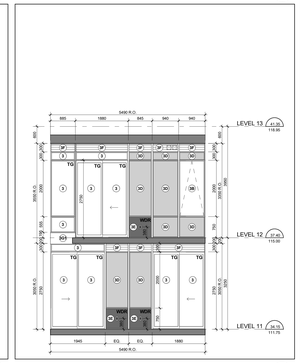

North Elevation - Part 6 5 A4-22
Scale: 1 : 50

Window Schedule Key Plan - Level 11 2 A4-22
NTS

WINDOW SCHEDULE LEGEND

13148 - AQUAVISTA
UPDATED: FEBRUARY 16, 2016

3	PREFINISHED ALUMINUM WINDOW WALL - VISION PANEL	ALUM. COLOUR: EXTERIOR - PPG UC752-14F DURAMAR GREY VELVET INTERIOR - A1280 DURACRON WHITE GLASS TYPE: CLEAR INNER & OUTER LITE, GUARDIAN SUNGUARD - SUPERNEUTRAL SN64 ON SURFACE 2
3A	PREFINISHED ALUMINUM WINDOW WALL - VISION PANEL FRIT PATTERN	ALUM. COLOUR: EXTERIOR - PPG UC752-14F DURAMAR GREY VELVET INTERIOR - A1280 DURACRON WHITE GLASS TYPE: CLEAR INNER & OUTER LITE, GUARDIAN SUNGUARD - SUPERNEUTRAL SN64 ON SURFACE 2 WHITE FRIT SM4 DIAMETER DOTS IN 100X SQUARE PATTERN ON SURFACE 3
3B	PREFINISHED ALUMINUM WINDOW WALL - OPERABLE AWNING	ALUM. COLOUR: EXTERIOR - PPG UC752-14F DURAMAR GREY VELVET INTERIOR - A1280 DURACRON WHITE GLASS TYPE: CLEAR INNER & OUTER LITE, GUARDIAN SUNGUARD - SUPERNEUTRAL SN64 ON SURFACE 2
3C	PREFINISHED ALUMINUM WINDOW WALL - OPERABLE AWNING FRIT PATTERN	ALUM. COLOUR: EXTERIOR - PPG UC752-14F DURAMAR GREY VELVET INTERIOR - A1280 DURACRON WHITE GLASS TYPE: CLEAR INNER & OUTER LITE, GUARDIAN SUNGUARD - SUPERNEUTRAL SN64 ON SURFACE 2 WHITE FRIT SM4 DIAMETER DOTS IN 100X SQUARE PATTERN ON SURFACE 3
3D	PREFINISHED ALUMINUM WINDOW WALL - GLASS SPANDREL PANEL	ALUM. COLOUR: EXTERIOR - PPG UC752-14F DURAMAR GREY VELVET INTERIOR - A1280 DURACRON WHITE GLASS TYPE: SOLID FRIT VIRACON SUBDUED GRAY VISO ON SURFACE 2 COLOUR:
3E	PREFINISHED ALUMINUM WINDOW WALL - METAL SPANDREL PANEL	ALUM. COLOUR: EXTERIOR - PPG UC752-14F DURAMAR GREY VELVET INTERIOR - A1280 DURACRON WHITE METAL PANEL: PPG UC752-14F DURAMAR GREY VELVET
3F	PREFINISHED ALUMINUM WINDOW WALL - METAL LOUVER	ALUM. COLOUR: EXTERIOR - PPG UC752-14F DURAMAR GREY VELVET INTERIOR - A1280 DURACRON WHITE METAL LOUVER: PPG UC752-14F DURAMAR GREY VELVET
3G1	PREFINISHED ALUMINUM WINDOW WALL - METAL SLAB COVER - PROFILE 40x420mm	ALUM. COLOUR: EXTERIOR - PPG UC752-14F DURAMAR GREY VELVET INTERIOR - A1280 DURACRON WHITE SLAB COVER: PPG UC1067SSL DURAMAR XL STEEL SILVER CITY
3G2	PREFINISHED ALUMINUM WINDOW WALL - METAL SLAB COVER - PROFILE 105x420mm	ALUM. COLOUR: EXTERIOR - PPG UC752-14F DURAMAR GREY VELVET INTERIOR - A1280 DURACRON WHITE SLAB COVER: PPG UC1067SSL DURAMAR XL STEEL SILVER CITY
3G3	PREFINISHED ALUMINUM WINDOW WALL - METAL SLAB COVER - PROFILE 220x420mm	ALUM. COLOUR: EXTERIOR - PPG UC752-14F DURAMAR GREY VELVET INTERIOR - A1280 DURACRON WHITE SLAB COVER: PPG UC1067SSL DURAMAR XL STEEL SILVER CITY
3H	PREFINISHED ALUMINUM WINDOW WALL - OPERABLE WINDOW - VISION PANEL	ALUM. COLOUR: EXTERIOR - PPG UC752-14F DURAMAR GREY VELVET INTERIOR - A1280 DURACRON WHITE GLASS TYPE: CLEAR INNER & OUTER LITE, GUARDIAN SUNGUARD - SUPERNEUTRAL SN64 ON SURFACE 2
3J	PREFINISHED ALUMINUM WINDOW WALL - OPERABLE WINDOW - GLASS SPANDREL PANEL	ALUM. COLOUR: EXTERIOR - PPG UC752-14F DURAMAR GREY VELVET INTERIOR - A1280 DURACRON WHITE GLASS TYPE: SOLID FRIT VIRACON SUBDUED GRAY VISO ON SURFACE 2 COLOUR:
3K	PREFINISHED ALUMINUM WINDOW WALL - OPERABLE WINDOW - METAL LOUVER	ALUM. COLOUR: EXTERIOR - PPG UC752-14F DURAMAR GREY VELVET INTERIOR - A1280 DURACRON WHITE METAL LOUVER: PPG UC752-14F DURAMAR GREY VELVET
4	PREFINISHED STOREFRONT CURTAINWALL - VISION PANEL (GROUND FLOOR)	ALUM. COLOUR: EXTERIOR - PPG UC752-14F DURAMAR GREY VELVET INTERIOR - A1280 DURACRON WHITE GLASS TYPE: CLEAR INNER & OUTER LITE, GUARDIAN SUNGUARD - SUPERNEUTRAL SN64 ON SURFACE 2
4A	PREFINISHED STOREFRONT CURTAINWALL - VISION PANEL FRIT PATTERN (GROUND FLOOR)	ALUM. COLOUR: EXTERIOR - PPG UC752-14F DURAMAR GREY VELVET INTERIOR - PPG UC752-14F DURAMAR GREY VELVET GLASS TYPE: CLEAR INNER & OUTER LITE, GUARDIAN SUNGUARD - SUPERNEUTRAL SN64 ON SURFACE 2 WHITE FRIT SM4 DIAMETER DOTS IN 100X SQUARE PATTERN ON SURFACE 3
4B	PREFINISHED STOREFRONT CURTAINWALL - SHADOW BOX (GROUND FLOOR)	ALUM. COLOUR: EXTERIOR - PPG UC752-14F DURAMAR GREY VELVET INTERIOR - PPG UC752-14F DURAMAR GREY VELVET METAL PANEL: PPG UC752-14F DURAMAR GREY VELVET WHITE COLOUR PAINT ON ALUMINUM PAN BEHIND SURFACE 4
4C	PREFINISHED STOREFRONT CURTAINWALL - GLASS SPANDREL PANEL (GROUND FLOOR)	ALUM. COLOUR: EXTERIOR - PPG UC752-14F DURAMAR GREY VELVET INTERIOR - PPG UC752-14F DURAMAR GREY VELVET GLASS TYPE: CLEAR INNER & OUTER LITE, GUARDIAN SUNGUARD - SUPERNEUTRAL SN64 ON SURFACE 2 SOLID FRIT GREY VELVET ON SURFACE 3
4D	PREFINISHED STOREFRONT CURTAINWALL - METAL LOUVER (GROUND FLOOR)	ALUM. COLOUR: EXTERIOR - PPG UC752-14F DURAMAR GREY VELVET INTERIOR - PPG UC752-14F DURAMAR GREY VELVET METAL LOUVER: PPG UC752-14F DURAMAR GREY VELVET
4E	PREFINISHED STOREFRONT CURTAINWALL - METAL SPANDREL PANEL (GROUND FLOOR)	ALUM. COLOUR: EXTERIOR - PPG UC752-14F DURAMAR GREY VELVET INTERIOR - PPG UC752-14F DURAMAR GREY VELVET METAL PANEL: PPG UC752-14F DURAMAR GREY VELVET
4F	PREFINISHED STOREFRONT CURTAINWALL - VISION PANEL FRIT PATTERN (GROUND FLOOR)	ALUM. COLOUR: EXTERIOR - PPG UC752-14F DURAMAR GREY VELVET INTERIOR - PPG UC752-14F DURAMAR GREY VELVET GLASS TYPE: CLEAR INNER & OUTER LITE, GUARDIAN SUNGUARD - SUPERNEUTRAL SN64 ON SURFACE 3 GREY VELVET HORIZONTAL FRIT PATTERN ON SURFACE 2

LEGEND

BBQ	BBQ GAS CONNECTION - REFER TO MECHANICAL DRAWINGS
NFHB	NON FREEZE HOSE BIBB - REFER TO MECHANICAL DRAWINGS
WDR	WEATHERPROOF DUPLEX RECEPTACLE - REFER TO ELECTRICAL DRAWINGS
LF	LIGHT FIXTURE - REFER TO ELECTRICAL DRAWINGS
TG	TEMPERED GLASS

Window Schedule Legend 1 A4-22
NTS

Contractor Must Check And Verify All Dimensions On The Job.
Do Not Scale The Drawings.
All Drawings, Specifications And Related Documents Are The Copyright Of The Architect And Must Be Returned Upon Request.
Reproduction Of Drawings, Specifications And Related Documents In Part Or Whole Is Forbidden Without The Architects Written Permission.
The Drawing Is Not To Be Used For Construction Until Signed By The Architect.

Date: November 4, 2016

SEAL MUST BE SIGNED TO BE VALID
Construction

KIRKOR ARCHITECTS + PLANNERS
20 Martin Ross Avenue, Toronto, Ontario, M3J 2K8
Tel 647 - 849 - 3940, Fax 647 - 849 - 3942, www.kirkorarchitects.com

No.	Revision	Date
2	Construction	Nov. 4, 2016
1	Tender	Oct. 19, 2015

No.	Issued For	Date

AQUAVISTA
AT BAYSIDE TORONTO

Drawing Title
Window Schedule - Level 11 - North, East & Interior West

Project
Hines TRIDEL
AQUAVISTA
Block 3 - R3 & R4
263 Queens Quay East
Toronto, ON

Scale	As indicated
Drawn By	E.V. / M.N.
Checked By	C.A.
Project No.	13148
Date	November 4, 2016
Drawing No.	A4-22