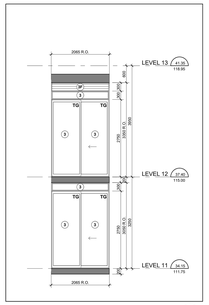

West Elevation - Part 2 27 A4-23
Scale: 1 : 50

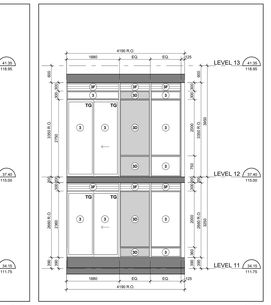

West Elevation - Part 1 26 A4-23
Scale: 1 : 50

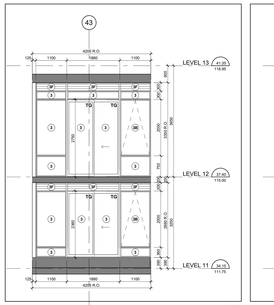

Interior East Elevation - Part 15 25 A4-23
Scale: 1 : 50

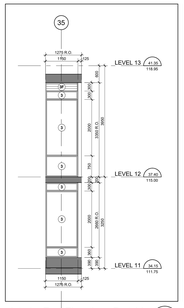

Interior East Elevation - Part 14 24 A4-23
Scale: 1 : 50

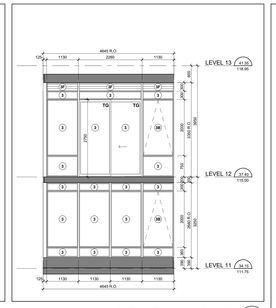

Interior East Elevation - Part 13 23 A4-23
Scale: 1 : 50

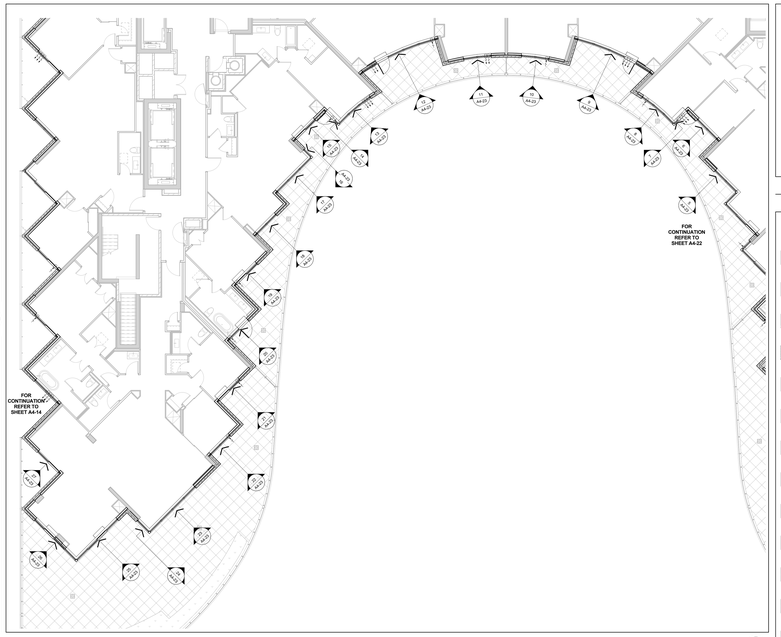

Window Schedule Partial Floor Plan - Level 11 4 A4-23
Scale: 1 : 100

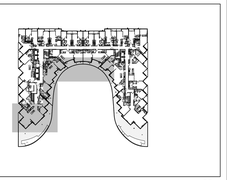

Window Schedule Key Plan - Level 11 2 A4-23
NTS

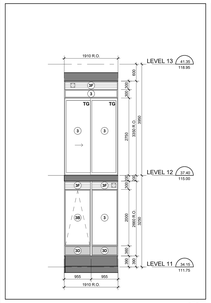

Interior East Elevation - Part 12 22 A4-23
Scale: 1 : 50

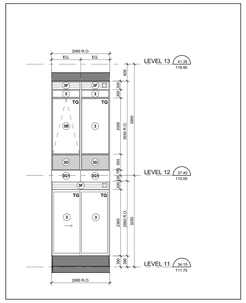

Interior East Elevation - Part 11 21 A4-23
Scale: 1 : 50

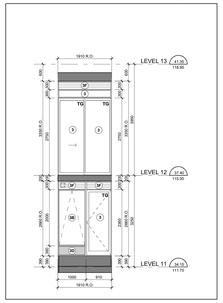

Interior East Elevation - Part 10 20 A4-23
Scale: 1 : 50

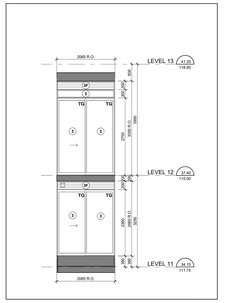

Interior East Elevation - Part 9 19 A4-23
Scale: 1 : 50

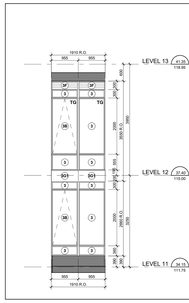

Interior East - Part 8 18 A4-23
Scale: 1 : 50

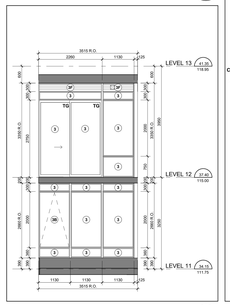

Interior East Elevation - Part 7 17 A4-23
Scale: 1 : 50

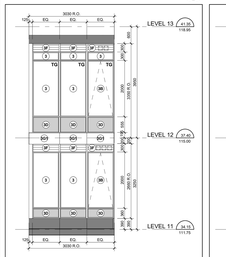

ELEVATION VIEW

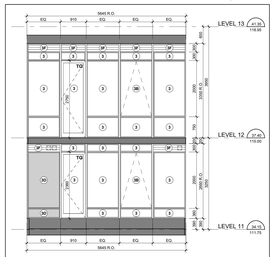

ELEVATION VIEW

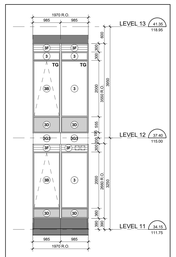

ELEVATION VIEW

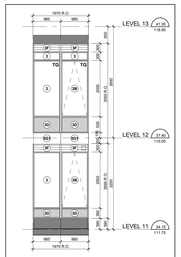

ELEVATION VIEW

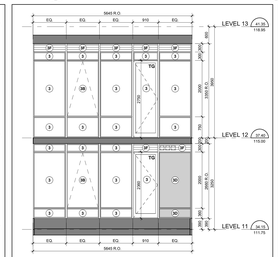

ELEVATION VIEW

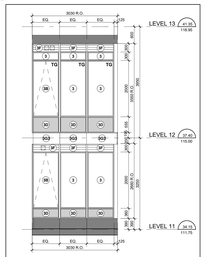

ELEVATION VIEW

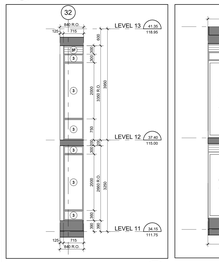

Interior East Elevation - Part 6 16 A4-23
Scale: 1 : 50

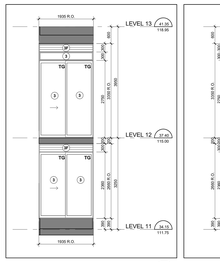

Interior East Elevation - Part 5 15 A4-23
Scale: 1 : 50

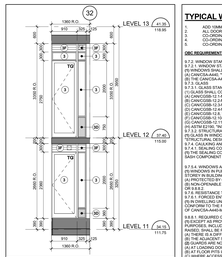

Interior East Elevation - Part 4 14 A4-23
Scale: 1 : 50

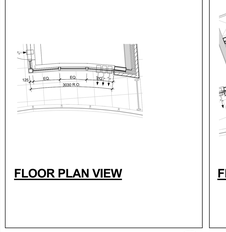

FLOOR PLAN VIEW

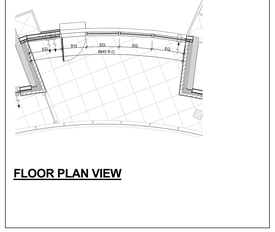

FLOOR PLAN VIEW

FLOOR PLAN VIEW

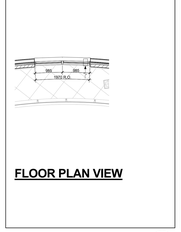

FLOOR PLAN VIEW

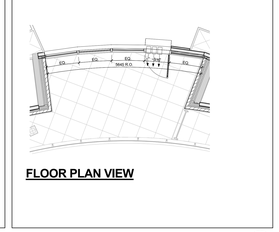

FLOOR PLAN VIEW

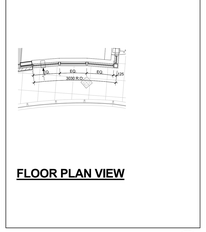

FLOOR PLAN VIEW

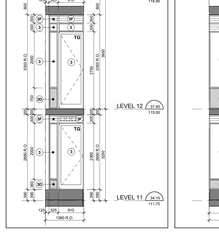

Interior West - Part 11 7 A4-23
Scale: 1 : 50

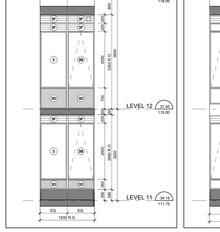

Interior West Elevation - Part 15 6 A4-23
Scale: 1 : 50

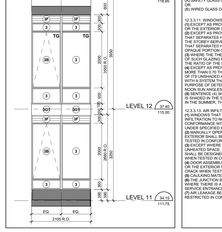

Interior West Elevation - Part 10 5 A4-23
Scale: 1 : 50

WINDOW SCHEDULE LEGEND

13148 - AQUAVISTA
UPDATED: FEBRUARY 16, 2016

3 **PREFINISHED ALUMINUM WINDOW WALL: VISION PANEL**
ALUM. COLOUR: EXTERIOR - PPG UC752147 DURAMAR GREY VELVET
INTERIOR - K1285 DURACRON WHITE
GLASS TYPE: CLEAR INNER & OUTER LITE, GUARDIAN SUNGUARD - SUPERNEUTRAL SN54 ON SURFACE 2

3A **PREFINISHED ALUMINUM WINDOW WALL: VISION PANEL FRIT PATTERN**
ALUM. COLOUR: EXTERIOR - PPG UC752147 DURAMAR GREY VELVET
INTERIOR - K1285 DURACRON WHITE
GLASS TYPE: CLEAR INNER & OUTER LITE, GUARDIAN SUNGUARD - SUPERNEUTRAL SN54 ON SURFACE 2
WHITE FRIT 3MM CHAMFTER DOTS IN 100M SQUARE PATTERN ON SURFACE 3

3B **PREFINISHED ALUMINUM WINDOW WALL: OPERABLE AWNING**
ALUM. COLOUR: EXTERIOR - PPG UC752147 DURAMAR GREY VELVET
INTERIOR - K1285 DURACRON WHITE
GLASS TYPE: CLEAR INNER & OUTER LITE, GUARDIAN SUNGUARD - SUPERNEUTRAL SN54 ON SURFACE 2

3C **PREFINISHED ALUMINUM WINDOW WALL: OPERABLE AWNING FRIT PATTERN**
ALUM. COLOUR: EXTERIOR - PPG UC752147 DURAMAR GREY VELVET
INTERIOR - K1285 DURACRON WHITE
GLASS TYPE: CLEAR INNER & OUTER LITE, GUARDIAN SUNGUARD - SUPERNEUTRAL SN54 ON SURFACE 2
WHITE FRIT 3MM CHAMFTER DOTS IN 100M SQUARE PATTERN ON SURFACE 3

3D **PREFINISHED ALUMINUM WINDOW WALL: GLASS SPANDREL PANEL**
ALUM. COLOUR: EXTERIOR - PPG UC752147 DURAMAR GREY VELVET
INTERIOR - K1285 DURACRON WHITE
GLASS TYPE: CLEAR FLOAT
COLOUR: SOLID FRIT VIRACON SUBDUED GRAY VKG ON SURFACE 2

3E **PREFINISHED ALUMINUM WINDOW WALL: METAL SPANDREL PANEL**
ALUM. COLOUR: EXTERIOR - PPG UC752147 DURAMAR GREY VELVET
INTERIOR - K1285 DURACRON WHITE
METAL PANEL: PPG UC752147 DURAMAR GREY VELVET

3F **PREFINISHED ALUMINUM WINDOW WALL: METAL LOUVER**
ALUM. COLOUR: EXTERIOR - PPG UC752147 DURAMAR GREY VELVET
INTERIOR - K1285 DURACRON WHITE
METAL LOUVER: PPG UC752147 DURAMAR GREY VELVET

3G1 **PREFINISHED ALUMINUM WINDOW WALL: METAL SLAB COVER - PROFILE 40x420mm**
ALUM. COLOUR: EXTERIOR - PPG UC752147 DURAMAR GREY VELVET
INTERIOR - K1285 DURACRON WHITE
SLAB COVER: PPG UC1807455, DURAMAR XL STEEL SILVER CITY

3G2 **PREFINISHED ALUMINUM WINDOW WALL: METAL SLAB COVER - PROFILE 105x420mm**
ALUM. COLOUR: EXTERIOR - PPG UC752147 DURAMAR GREY VELVET
INTERIOR - K1285 DURACRON WHITE
SLAB COVER: PPG UC1807455, DURAMAR XL STEEL SILVER CITY

3G3 **PREFINISHED ALUMINUM WINDOW WALL: METAL SLAB COVER - PROFILE 220x420mm**
ALUM. COLOUR: EXTERIOR - PPG UC752147 DURAMAR GREY VELVET
INTERIOR - K1285 DURACRON WHITE
SLAB COVER: PPG UC1807455, DURAMAR XL STEEL SILVER CITY

3H **PREFINISHED ALUMINUM WINDOW WALL: OPERABLE WINDOW - VISION PANEL**
ALUM. COLOUR: EXTERIOR - PPG UC752147 DURAMAR GREY VELVET
INTERIOR - K1285 DURACRON WHITE
GLASS TYPE: CLEAR INNER & OUTER LITE, GUARDIAN SUNGUARD - SUPERNEUTRAL SN54 ON SURFACE 2

3J **PREFINISHED ALUMINUM WINDOW WALL: OPERABLE WINDOW - GLASS SPANDREL PANEL**
ALUM. COLOUR: EXTERIOR - PPG UC752147 DURAMAR GREY VELVET
INTERIOR - K1285 DURACRON WHITE
GLASS TYPE: CLEAR FLOAT
COLOUR: SOLID FRIT VIRACON SUBDUED GRAY VKG ON SURFACE 2

3K **PREFINISHED ALUMINUM WINDOW WALL: OPERABLE WINDOW - METAL LOUVER**
ALUM. COLOUR: EXTERIOR - PPG UC752147 DURAMAR GREY VELVET
INTERIOR - K1285 DURACRON WHITE
METAL LOUVER: PPG UC752147 DURAMAR GREY VELVET

4 **PREFINISHED STOREFRONT CURTAINWALL: VISION PANEL (GROUND FLOOR)**
ALUM. COLOUR: EXTERIOR - PPG UC752147 DURAMAR GREY VELVET
INTERIOR - K1285 DURACRON WHITE
GLASS TYPE: CLEAR INNER & OUTER LITE, GUARDIAN SUNGUARD - SUPERNEUTRAL SN54 ON SURFACE 2

4A **PREFINISHED STOREFRONT CURTAINWALL: VISION PANEL FRIT PATTERN (GROUND FLOOR)**
ALUM. COLOUR: EXTERIOR - PPG UC752147 DURAMAR GREY VELVET
INTERIOR - K1285 DURACRON WHITE
GLASS TYPE: CLEAR INNER & OUTER LITE, GUARDIAN SUNGUARD - SUPERNEUTRAL SN54 ON SURFACE 2
WHITE FRIT 3MM CHAMFTER DOTS IN 100M SQUARE PATTERN ON SURFACE 3

4B **PREFINISHED STOREFRONT CURTAINWALL: SHADOW BOX (GROUND FLOOR)**
ALUM. COLOUR: EXTERIOR - PPG UC752147 DURAMAR GREY VELVET
INTERIOR - K1285 DURACRON WHITE
GLASS TYPE: CLEAR INNER & OUTER LITE, GUARDIAN SUNGUARD - SUPERNEUTRAL SN54 ON SURFACE 2
COLOUR: WHITE COLOUR PAINT ON ALUMINUM PAN BEHIND SURFACE 4

4C **PREFINISHED STOREFRONT CURTAINWALL: GLASS SPANDREL PANEL (GROUND FLOOR)**
ALUM. COLOUR: EXTERIOR - PPG UC752147 DURAMAR GREY VELVET
INTERIOR - K1285 DURACRON WHITE
GLASS TYPE: CLEAR INNER & OUTER LITE, GUARDIAN SUNGUARD - SUPERNEUTRAL SN54 ON SURFACE 2
COLOUR: SOLID FRIT GREY VELVET ON SURFACE 2

4D **PREFINISHED STOREFRONT CURTAINWALL: METAL LOUVER (GROUND FLOOR)**
ALUM. COLOUR: EXTERIOR - PPG UC752147 DURAMAR GREY VELVET
INTERIOR - K1285 DURACRON WHITE
METAL LOUVER: PPG UC752147 DURAMAR GREY VELVET

4E **PREFINISHED STOREFRONT CURTAINWALL: METAL SPANDREL PANEL (GROUND FLOOR)**
ALUM. COLOUR: EXTERIOR - PPG UC752147 DURAMAR GREY VELVET
INTERIOR - K1285 DURACRON WHITE
METAL PANEL: PPG UC752147 DURAMAR GREY VELVET

4F **PREFINISHED STOREFRONT CURTAINWALL: VISION PANEL FRIT PATTERN (GROUND FLOOR)**
ALUM. COLOUR: EXTERIOR - PPG UC752147 DURAMAR GREY VELVET
INTERIOR - K1285 DURACRON WHITE
GLASS TYPE: CLEAR INNER & OUTER LITE, GUARDIAN SUNGUARD - SUPERNEUTRAL SN54 ON SURFACE 2
GREY VELVET HORIZONTAL FRIT PATTERN ON SURFACE 2

LEGEND

BBQ BBQ GAS CONNECTION - REFER TO MECHANICAL DRAWINGS
NFHB NON-FREEZE HOSE BIBB - REFER TO MECHANICAL DRAWINGS
WDR WEATHERPROOF DUPLEX RECEPTACLE - REFER TO ELECTRICAL DRAWINGS
LF LIGHT FIXTURE - REFER TO ELECTRICAL DRAWINGS
TG TEMPERED GLASS

TYPICAL WINDOW SCHEDULE NOTES:

1. FOR CALCULATIONS ALLOWANCE ON ONE OR BOTH SIDES OF WINDOW OPENING.
2. ALL DOOR AND WINDOW DRAWGS AS PER PLANS AND ELEVATIONS.
3. COORDINATE WITH ELECTRICAL DRAWINGS FOR ELECTRICAL OUTLETS.
4. COORDINATE BALCONY/TERRACE ELECTRICAL OUTLETS WITH ELECTRICAL DRAWINGS.

DEC REQUIREMENTS

9.7.2. WINDOW STANDARDS
9.7.2.1. GLASS STANDARDS
(A) WINDOWS SHALL CONFORM TO:
(A) CAN/CSA-A440, "WINDOWS", AND
(B) CAN/CGSB-12.1-M, "GLASS SELECTION GUIDE TO CSA STANDARD CAN/CSA-A440.00 WINDOWS".
9.7.2.2. GLASS
9.7.3.1. GLASS STANDARDS
(A) GLASS SHALL CONFORM TO:
(A) CAN/CGSB-12.1-M, "TEMPERED OR LAMINATED SAFETY GLASS",
(B) CAN/CGSB-12.3-M, "FLAT, CLEAR SHEET GLASS",
(C) CAN/CGSB-12.4-M, "FLOAT GLASS",
(D) CAN/CGSB-12.8-M, "HEAT-ABSORBING GLASS",
(E) CAN/CGSB-12.11-M, "WIRED SAFETY GLASS",
(F) CAN/CGSB-12.15-M, "GLASS, LOW-E AND HEAT-REFLECTING",
(G) CAN/CGSB-12.20-M, "GLAZING GUIDE", AND
(H) ASTM E774, "SINGLE-PANE GLASS UNIT PERFORMANCE AND EVALUATION".
9.7.3.3. STRUCTURAL DESIGN OF GLASS
(A) EXTERIOR GLASS IN WINDOWS, DOORS, SKYLIGHTS AND SKYLIGHTS SHALL BE DESIGNED IN CONFORMANCE WITH CAN/CGSB-12.20-M, "STRUCTURAL DESIGN OF GLASS FOR BUILDINGS".
9.7.4. CAULKING AND GLAZING
9.7.4.1. GLAZING SEALS
(A) THE SEAL AND COMPOUND USED TO SEAL THE GLASS COMPONENT OF A FACTORY SEALED DOUBLE-GLAZED UNIT TO THE SASH COMPONENT SHALL BE COMPATIBLE WITH THE MATERIAL USED TO EDGE SEAL THE GLASS COMPONENT.

9.7.5.4. WINDOWS ABOVE THE SECOND STOREY
(1) WINDOWS IN PUBLIC AREAS THAT EXTEND TO LESS THAN 1 000 MM FROM THE FLOOR AND ARE LOCATED ABOVE THE SECOND STOREY OF A BUILDING SHALL BE PROTECTED BY GUARDS IN ACCORDANCE WITH SUBSECTION 9.8.8., OR
(2) PROTECTED BY GUARDS IN ACCORDANCE WITH SUBSECTION 9.8.8., OR
(3) NON-OPENABLE AND DESIGNED TO WITHSTAND THE LATERAL DESIGN LOADS FOR GUARDS AS PROVIDED IN ARTICLES 4.1.5.15. OF SUBSECTION 4.1.5.
(B) NOTE:
9.7.5.5. FIRE ESCAPES
9.7.5.1. EXIT FROM DWELLING UNIT
(1) IN DWELLING UNITS, WINDOWS, ANY PART OF WHICH IS LOCATED WITHIN 2 000 MM OF ADJACENT GROUND LEVEL, SHALL BE PROTECTED BY GUARDS OR BY ANCHORAGE FOR RESISTANCE TO FORCED ENTRY AS DESCRIBED IN CLAUSE 10.13 OF CAN/CSA-A440.2M, "WINDOWS".
9.8.8.1. REQUIRED GUARDS
(1) EXCEPT AS PERMITTED IN SENTENCES (2) AND (3), EVERY SURFACE TO WHICH ACCESS IS PROVIDED FOR OTHER THAN MAINTENANCE PURPOSES, AND EVERY SURFACE WITH LIMITED TO FLOORS OF STEPS AND RAMPS, EXTERIOR LANDINGS, BALCONIES, GALLERIES AND RAISED SHALL BE PROTECTED BY A GUARD ON EACH SIDE THAT IS NOT PROTECTED BY A WALL FOR THE LENGTH WHERE, (A) THE ADJACENT SURFACE WITHIN 1.2 M FROM THE WALKING SURFACE HAS A SLOPE OF MORE THAN 1 IN 2, (B) THE ADJACENT SURFACE WITHIN 1.2 M FROM THE WALKING SURFACE HAS A SLOPE OF MORE THAN 1 IN 2, (B) GUARDS ARE NOT REQUIRED:
(C) NOTE:
(1) FLOOR PITS IN REPAIR GARAGES, OR
(2) WHERE ACCESS IS PROVIDED FOR MAINTENANCE PURPOSES ONLY.
(D) EXCEPT AS PERMITTED IN SENTENCE (2), EVERY FLOOR, STAIR, RAMP, RAMP RISES MORE THAN 400 MM, THE BEDS OF THE STAIR OR RAMP AND THE LANDING OR FLOOR LEVEL AROUND THE STAIRWELL OR RAMP SHALL BE PROTECTED BY A GUARD ON EACH SIDE THAT IS NOT PROTECTED BY A WALL.
9.8.8.2. GUARD HEIGHTS
(1) EXCEPT AS PROVIDED IN SENTENCES (3) TO (4), ALL GUARDS SHALL BE NOT LESS THAN 1 070 MM HIGH:
(B) ALL GUARDS WITHIN DWELLING UNITS SHALL BE NOT LESS THAN 900 MM HIGH
(C) EXCEPT AS PERMITTED IN SENTENCE (4), ALL GUARDS SHALL BE NOT LESS THAN 900 MM HIGH WHERE THE WALKING SURFACE SERVED BY THE GUARD IS NOT MORE THAN 1 000 MM ABOVE THE FINISHED GROUND LEVEL.
(M) GUARDS FOR FLIGHTS OF STEPS, EXCEPT IN REQUIRED EXIT STAIRS, SHALL BE NOT LESS THAN 900 MM HIGH.
(N) EXCEPT IN REQUIRED EXIT STAIRS, THE HEIGHT OF STEPS SHALL BE MEASURED VERTICALLY FROM A LINE DRAWN THROUGH THE LEADING EDGE OF THE TREADS SERVED BY THE GUARD.
9.8.8.7. GLASS IN GUARDS
(1) GLASS IN GUARDS SHALL BE:
(A) SAFETY GLASS OF THE LAMINATED OR TEMPERED TYPE CONFORMING TO CAN/CGSB-12.1M, "TEMPERED OR LAMINATED SAFETY GLASS", OR
(B) WIRED GLASS CONFORMING TO CAN/CGSB-12.11-M, "WIRED SAFETY GLASS".

12.3.5.11. WINDOWS AND GLAZING
(1) EXCEPT AS PROVIDED IN SENTENCES (2) AND (3), WINDOWS AND ALL GLAZING THAT SEPARATES HEATED SPACE FROM UNHEATED SPACE OR THE EXTERIOR SHALL CONFORM TO ARTICLES 12.3.2.9. AND 12.2.2.6.
(2) EXCEPT AS PROVIDED IN SENTENCES (3) AND (4), THE TOTAL AREA OF GLAZING, INCLUDING GLAZING FOR DOORS AND SKYLIGHTS, THAT SEPARATES HEATED SPACE FROM UNHEATED SPACE OR THE EXTERIOR SHALL BE NOT MORE THAN 15 % OF THE GROSS AREA OF THE STOREY SERVED BY THE GLAZED AREAS AND SHALL NOT EXCEED 40 PER CENT OF THE TOTAL AREA OF THE WALLS OF THAT STOREY THAT SEPARATES HEATED SPACE FROM UNHEATED SPACE OR THE EXTERIOR. (IN THE CASE OF A SLOPING WALL, THE AREA OF THE WALL SHALL BE TAKEN AS THE AREA OF A VERTICAL WALL ENCLOSING THE SAME FLOOR AREA).
(3) WHERE THE THERMAL RESISTANCE OF GLAZING IS DIFFERENT FROM THAT REQUIRED IN SENTENCE (1) AND ARTICLE 12.3.1.10., THE AREA OF SUCH GLAZING FOR THE PURPOSE OF APPLYING SENTENCE (2) MAY BE ASSUMED IN BEING EQUAL TO THE ACTUAL AREA MULTIPLIED BY THE RATIO OF THE THERMAL RESISTANCE OF THE GLAZING TO THE THERMAL RESISTANCE REQUIRED BY ARTICLE 12.3.1.10.
(4) EXCEPT AS NOTED IN SENTENCE (5), THE AREA OF GLAZING THAT CONTAINS GLASS BLOCKS OR THAT HAS A SHADING COEFFICIENT OF NOT MORE THAN 0.25 WHEN TESTED IN ACCORDANCE WITH SENTENCE (1) MAY BE EXCLUDED FROM THE CALCULATION OF THE AREA OF ITS UNSHADED AREA IN CALCULATING THE MAXIMUM AREA OF GLAZING IN SENTENCES (2) AND (3) PROVIDED THE BUILDING IS DESIGNED TO LIMIT THE HEATING, COOLING AND VENTILATION LOADS TO THOSE REQUIRED FOR A BUILDING HAVING NO GLAZING, AND FOR THE PURPOSE OF DETERMINING WHETHER OR NOT THE GLAZING IS SHADED IN THE WINTER, THE SHADING SHALL BE CALCULATED USING THE NOON SUN ANGLES OF DECEMBER 21.
(5) EXCEPT AS NOTED IN SENTENCE (6), WHERE THE BUILDING IS DESIGNED TO BE COOLED UNLESS THE GLAZING DESCRIBED IN SENTENCE (4) IS SHADED IN THE SUMMER WITH EXTERIOR DEVICES, FOR THE PURPOSE OF DETERMINING WHETHER OR NOT THE GLAZING IS SHADED IN THE SUMMER, THE SHADING SHALL BE CALCULATED USING THE NOON SUN ANGLES OF JUNE 21.
12.3.5.13. AIR INFILTRATION
(1) WINDOWS THAT SEPARATE HEATED SPACE FROM UNHEATED SPACE OR THE EXTERIOR SHALL BE DESIGNED TO LIMIT THE RATE OF AIR INFILTRATION TO NOT MORE THAN 1.5 L/S FOR EACH SQUARE METRE OF DOOR AREA WHEN TESTED IN ACCORDANCE WITH ASTM E283, "DETERMINING THE RATE OF AIR LEAKAGE THROUGH EXTERIOR WINDOWS, CURTAIN WALLS, AND DOORS UNDER SPECIFIED PRESSURE DIFFERENCES ACROSS THE SPECIMEN".
(2) MANUALLY OPERATED EXTERIOR SLIDING GLASS DOOR ASSEMBLIES THAT SEPARATES HEATED SPACE FROM UNHEATED SPACE OR THE EXTERIOR SHALL BE DESIGNED TO LIMIT THE RATE OF AIR INFILTRATION TO NOT MORE THAN 2.5 L/S FOR EACH SQUARE METRE OF DOOR AREA WHEN TESTED IN CONFORMANCE WITH SENTENCE (1).
(3) EXCEPT WHERE THE DOOR IS WEATHER-STRIPPED ON ALL EDGES AND PROTECTED WITH A STORM DOOR OR BY AN ENCLOSED VESTIBULE, EXTERIOR DOORS THAT SEPARATE HEATED SPACE FROM UNHEATED SPACE OR THE EXTERIOR SHALL BE DESIGNED TO LIMIT THE RATE OF AIR INFILTRATION TO NOT MORE THAN 6.25 L/S FOR EACH SQUARE METRE OF DOOR AREA WHEN TESTED IN CONFORMANCE WITH SENTENCE (1).
(4) EXTERIOR SWINGING DOORS, OTHER THAN THOSE REFERRED TO IN SENTENCES (2) AND (3), THAT SEPARATE HEATED SPACE FROM UNHEATED SPACE OR THE EXTERIOR SHALL BE DESIGNED TO LIMIT THE RATE OF AIR INFILTRATION TO NOT MORE THAN 17.5 L/S FOR EACH METRE OF DOOR CRACK WHEN TESTED IN CONFORMANCE WITH SENTENCE (1).
(5) EXTERIOR SWINGING DOORS, OTHER THAN THOSE REFERRED TO IN SENTENCE (3), CONFORM TO THE REQUIREMENTS IN SUBSECTION 3.27.4.
(6) THE JUNCTION BETWEEN THE SILL PLATE AND THE FOUNDATION, JOINTS BETWEEN EXTERIOR WALL PANELS AND ANY OTHER LOCATION WHERE PENETRATIONS MADE FOR THE PASSAGE OF PIPES, CONDUITS, WIRES, ETC. THROUGH THE EXTERIOR WALLS, SUCH AS AT UTILITY SERVICE ENTRANCES, SHALL BE CAULKED, GASKETED OR SEALED TO REDUCE AIR LEAKAGE.
(7) AIR LEAKAGE BETWEEN HEATED SPACE AND ADJACENT ROOF OR ATTIC SPACE CAUSED BY THE PENETRATION OF SERVICES SHALL BE RESTRICTED IN CONFORMANCE WITH THE REQUIREMENTS OF SUBSECTION 9.25.3.

Typical Window Schedule Notes 3 A4-23
NTS

Window Schedule Legend 1 A4-23
NTS

Contractor Must Check And Verify All Dimensions On The Job.
Do Not Scale The Drawings.
All Drawings, Specifications And Related Documents Are The Copyright Of The Architect And Must Be Returned Upon Request.
Reproduction Of Drawings, Specifications And Related Documents In Part Or Whole Is Forbidden Without The Architects Written Permission.
The Drawing Is Not To Be Used For Construction Until Signed By The Architect.
Date: November 4, 2016

SEAL MUST BE SIGNED TO BE VALID
Construction

KIRKOR ARCHITECTS + PLANNERS
20 Martin Ross Avenue, Toronto, Ontario, M3J 2K8
Tel 416 665-9365, Fax 416 665-1234, www.kirkorarchitects.com

No.	Revision	Date
2	Construction	Nov. 4, 2016
1	Tender	Oct. 19, 2015

AQUAVISTA
AT BAYSIDE TORONTO

Drawing Title
Window Schedule - Level 11 - Interior West, Interior East & West Elevation

Project
Hines TRIDEL
AQUAVISTA
Block 3 - R3 & R4
263 Queens Quay East
Toronto, ON

Scale: As indicated
Drawn by: E.V. / M.N.
Checked by: C.A.
Project No.: 13148
Date: November 4, 2016
Drawing No.: A4-23