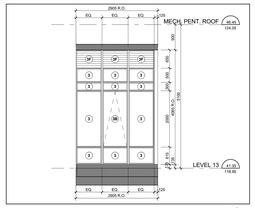

West Elevation - Part 1 40 A4-25
Scale: 1 : 50

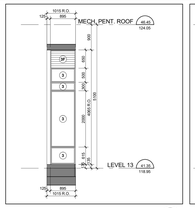

Interior East Elevation - Part 15 39 A4-25
Scale: 1 : 50

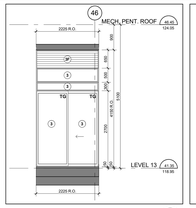

Interior East Elevation - Part 14 38 A4-25
Scale: 1 : 50

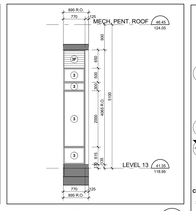

Interior East Elevation - Part 13 37 A4-25
Scale: 1 : 50

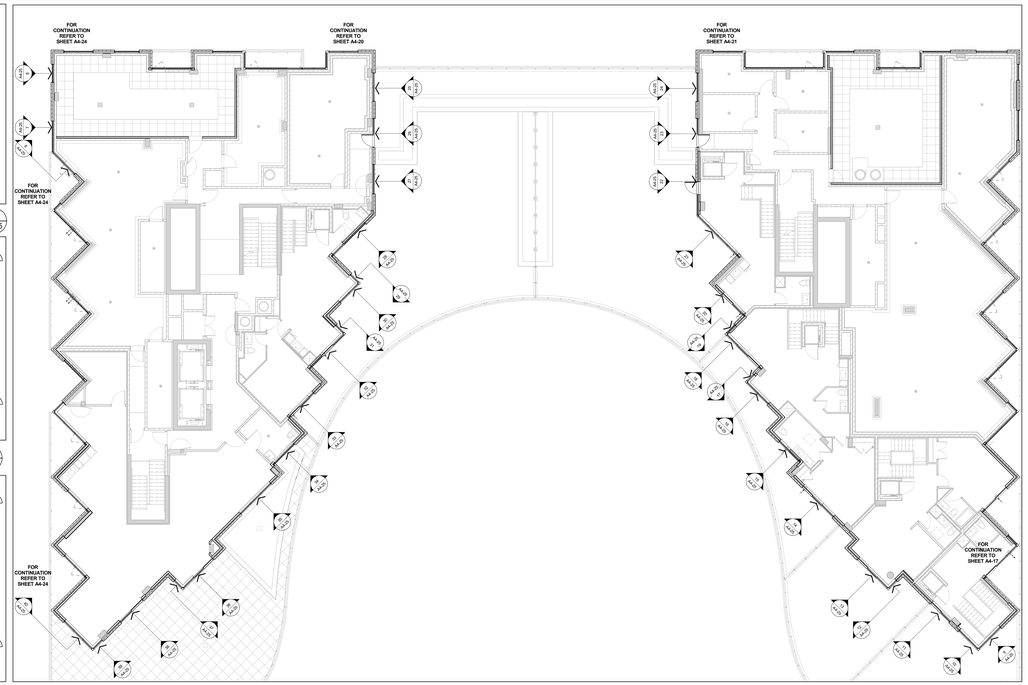

Window Schedule Partial Floor Plan - Level 13 5 A4-25
Scale: 1 : 100

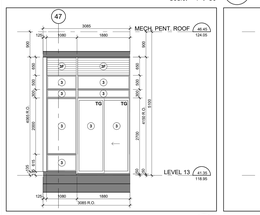

Interior East Elevation - Part 12 36 A4-25
Scale: 1 : 50

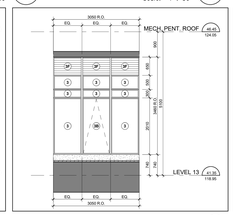

Interior East Elevation - Part 11 35 A4-25
Scale: 1 : 50

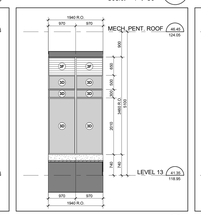

Interior East Elevation - Part 10 34 A4-25
Scale: 1 : 50

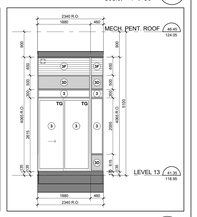

Interior East Elevation - Part 9 33 A4-25
Scale: 1 : 50

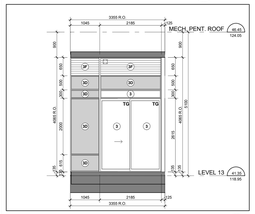

Interior East Elevation - Part 8 32 A4-25
Scale: 1 : 50

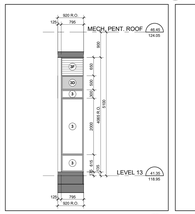

Interior East - Part 7 31 A4-25
Scale: 1 : 50

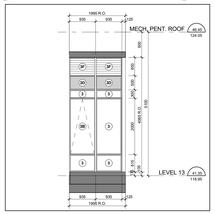

Interior East Elevation - Part 6 30 A4-25
Scale: 1 : 50

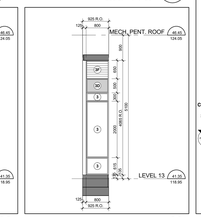

Interior East - Part 5 29 A4-25
Scale: 1 : 50

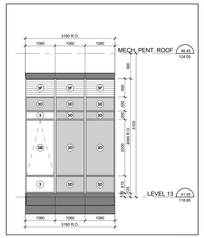

Interior East Elevation - Part 4 28 A4-25
Scale: 1 : 50

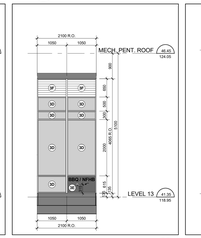

Interior East Elevation - Part 3 27 A4-25
Scale: 1 : 50

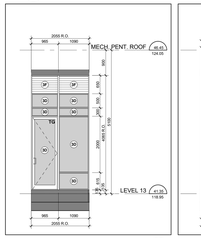

Interior East Elevation - Part 2 26 A4-25
Scale: 1 : 50

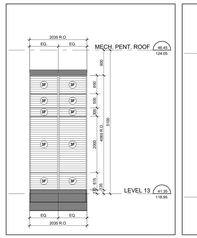

Interior East Elevation - Part 1 25 A4-25
Scale: 1 : 50

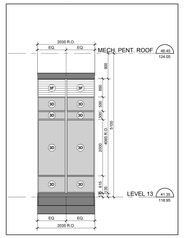

Interior West Elevation - Part 15 24 A4-25
Scale: 1 : 50

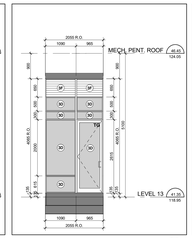

Interior West Elevation - Part 14 23 A4-25
Scale: 1 : 50

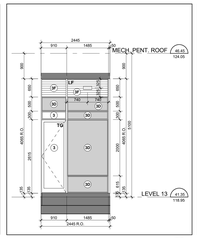

Interior West Elevation - Part 13 22 A4-25
Scale: 1 : 50



Interior West Elevation - Part 12 21 A4-25
Scale: 1 : 50

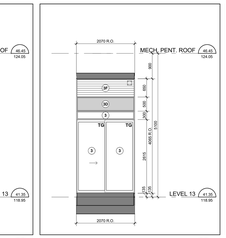

Interior West Elevation - Part 11 20 A4-25
Scale: 1 : 50

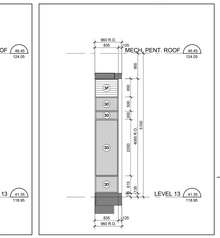

Interior West Elevation - Part 10 19 A4-25
Scale: 1 : 50

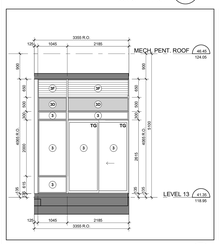

Interior West Elevation - Part 9 18 A4-25
Scale: 1 : 50

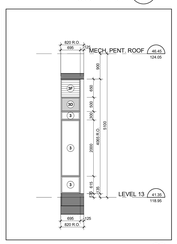

Interior West Elevation - Part 8 17 A4-25
Scale: 1 : 50

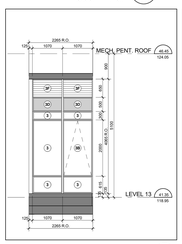

Interior West Elevation - Part 7 16 A4-25
Scale: 1 : 50

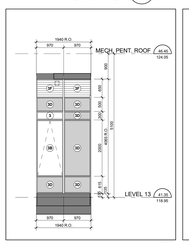

Interior West Elevation - Part 6 15 A4-25
Scale: 1 : 50

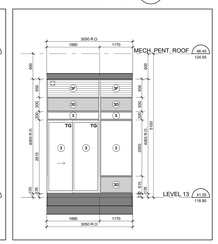

Interior West Elevation - Part 5 14 A4-25
Scale: 1 : 50

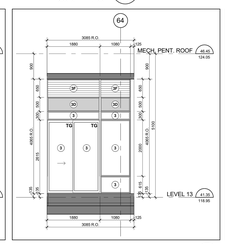

Interior West Elevation - Part 4 13 A4-25
Scale: 1 : 50

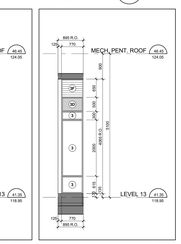

Interior West - Part 3 12 A4-25
Scale: 1 : 50

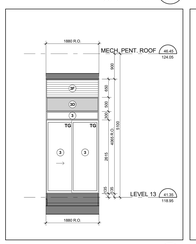

Interior West Elevation - Part 2 11 A4-25
Scale: 1 : 50

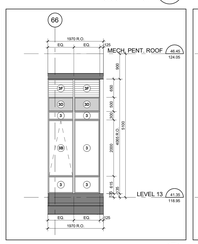

Interior West Elevation - Part 1 10 A4-25
Scale: 1 : 50

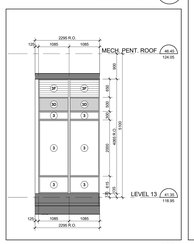

East Elevation - Part 1 9 A4-25
Scale: 1 : 50

TYPICAL WINDOW SCHEDULE NOTES:

1. ADJ TOMB DALEMIS ALLOWANCE ON ONE OR BOTH SIDES OF WINDOW OPENING.
2. CO-ORDINATE BALCONY/TERRACE ELECTRICAL OUTLETS WITH MECHANICAL DRAWINGS.
3. CO-ORDINATE BALCONY/TERRACE DRAINS WITH MECHANICAL DRAWINGS.
4. CO-ORDINATE BALCONY/TERRACE ELECTRICAL OUTLETS WITH ELECTRICAL DRAWINGS.

CRC REQUIREMENTS

9.7.2. WINDOW STANDARDS
9.7.2.1. WINDOW STANDARD
(9) WINDOWS SHALL CONFORM TO:
(a) CAN/CSA-A440 "WINDOWS",
(b) THE CANCSA-A440.1 "USER SELECTION GUIDE TO CSA STANDARD CANCSA-A440.02 WINDOWS".
9.7.3. GLASS
9.7.3.1. GLASS STANDARDS
(1) GLASS SHALL CONFORM TO:
(a) CAN/CGSB-12.1-M, "TEMPERED OR LAMINATED SAFETY GLASS",
(b) CAN/CGSB-12.2-M, "FLAT, CLEAR SHEET GLASS",
(c) CAN/CGSB-12.3-M, "FLOAT GLASS",
(d) CAN/CGSB-12.4-M, "HEAT-ABSORBING GLASS",
(E) CAN/CGSB-12.5, "INSULATING GLASS UNITS",
(f) CAN/CGSB-12.8-M, "WIRED GLASS, "WIRE REFLECTING",
(G) CAN/CGSB-12.11-M, "WIRED SAFETY GLASS", OR
(H) ASTM E2190, "INSULATING GLASS UNIT PERFORMANCE AND EVALUATION"
9.7.3.2. GLASS IN WINDOWS, SLOPED GLAZING
(1) GLASS IN WINDOWS, SLOPED GLAZING AND SKYLIGHTS SHALL BE DESIGNED IN CONFORMANCE WITH CAN/CGSB-12.20-M, "STRUCTURAL DESIGN OF GLASS FOR BUILDINGS"
9.7.4. SEALING COMPOUND
9.7.4.1. SEALING COMPOUND
(1) THE SEALING COMPOUND USED TO SEAL THE GLASS COMPONENT OF A FACTORY-SEALED DOUBLE-GLAZED UNIT TO THE SPACER, SHALL BE COMPATIBLE WITH THE MATERIAL USED TO EDGE SEAL THE GLASS COMPONENT.
9.7.5.
9.7.5.4. WINDOWS ABOVE THE SECOND STOREY
(1) WINDOWS IN PUBLIC AREAS THAT EXTEND TO LESS THAN 1.350 MM FROM THE FLOOR AND ARE LOCATED ABOVE THE SECOND STOREY SHALL BE PROTECTED BY GUARDS IN ACCORDANCE WITH SUBSECTION 9.8.8., OR
(2) PROTECTED BY GUARDS IN ACCORDANCE WITH SUBSECTION 9.8.8., OR
(b) NON-OPENABLE AND DESIGNED TO WITHSTAND THE LATERAL DESIGN LOADS FOR GUARDS AS PROVIDED IN ARTICLES 4.1.5.15. AND 4.1.5.16.
9.7.6. RESISTED TO FORCED ENTRY
9.7.6.1. FORCED ENTRY THROUGH WINDOWS
(1) EXCEPT AS PERMITTED IN SUBSECTION (2), A WINDOW, PART OF WHICH IS LOCATED WITHIN 2.000 MM OF ADJACENT GROUND LEVEL, SHALL CONFORM TO THE REQUIREMENTS FOR RESISTANCE TO FORCED ENTRY AS DESCRIBED IN CLAUSE 10.1.9. OF CAN/CSA-A440.W, "WINDOWS".
9.8. GUARDS AND HANDRAILS
(1) EXCEPT AS PERMITTED IN SENTENCES (2) AND (3), EVERY SURFACE TO WHICH ACCESS IS PROVIDED FOR OTHER THAN MAINTENANCE PURPOSES, INCLUDING BUT NOT LIMITED TO FLIGHTS OF STEPS AND RAMPS, EXTERIOR LANDINGS, PORCHES, BALCONIES, GALLERIES AND RAMPS, SHALL BE PROTECTED BY A GUARD ON EACH SIDE THAT IS NOT PROTECTED BY A WALL, IF:
(a) THERE IS A DIFFERENCE IN ELEVATION OF MORE THAN 600 MM BETWEEN THE WALKING SURFACE AND THE ADJACENT SURFACE, OR
(b) THE ADJACENT SURFACE WITHIN 1.2 M FROM THE WALKING SURFACE HAS A SLOPE OF MORE THAN 1 IN 2.
(2) GUARDS SHALL BE OPENABLE:
(f) AT LOADING DOCKS,
(h) AT FLOOR PITS IN REPAIR GARAGES, OR
(i) AT PLATFORMS USED FOR BUILDING MAINTENANCE PURPOSES ONLY.
(3) WHEN AN INTERIOR STAIR HAS MORE THAN 2 INSERS OR AN INTERIOR RAMP RISES MORE THAN 400 MM, THE SIDES OF THE STAIR OR RAMP THAT ARE ADJACENT TO THE FLOOR LEVEL AROUND THE STAIRWELL OR RAMP SHALL BE PROTECTED BY A GUARD ON EACH SIDE THAT IS NOT PROTECTED BY A WALL.
9.8.8.3. HEIGHT OF GUARDS
(1) EXCEPT AS PROVIDED IN SENTENCES (2) TO (4), ALL GUARDS SHALL BE NOT LESS THAN 1.070 MM HIGH.
(2) EXCEPT AS PERMITTED IN SENTENCE (3), ALL GUARDS SHALL BE NOT LESS THAN 900 MM HIGH WHERE THE WALKING SURFACE SERVED BY THE GUARD IS NOT MORE THAN 1.800 MM ABOVE THE PREFINISHED GROUND LEVEL.
(3) EXCEPT AS PROVIDED IN SENTENCE (4), THE HEIGHT OF GUARDS FOR FLIGHTS OF STEPS SHALL BE NOT LESS THAN 800 MM HIGH.
(4) THE HEIGHT OF GUARDS FOR FLIGHTS OF STEPS SHALL BE MEASURED VERTICALLY FROM A LINE DRAWN THROUGH THE LEADING EDGE OF THE STEPS SERVED BY THE GUARD.
9.8.8.4. GLASS GUARDS
(1) GLASS IN GUARDS SHALL BE:
(a) SAFETY GLASS OF THE LAMINATED OR TEMPERED TYPE CONFORMING TO CAN/CGSB-12.1-M, "TEMPERED OR LAMINATED SAFETY GLASS", OR
(b) WIRED GLASS CONFORMING TO CAN/CGSB-12.11-M, "WIRED SAFETY GLASS".
9.9.
12.3.1.11. WINDOWS AND GLAZING
(5) EXCEPT AS PROVIDED IN SENTENCES (3) AND (7), WINDOWS AND ALL GLAZING THAT SEPARATES HEATED SPACE FROM UNHEATED SPACE OR THE EXTERIOR SHALL CONFORM TO ARTICLES 12.3.2.6. AND 12.3.2.8.
(6) EXCEPT AS PERMITTED IN SENTENCES (7) AND (8), THE AREA OF ALL GLAZING, INCLUDING GLAZING FOR DOORS AND SKYLIGHTS, THAT SEPARATES HEATED SPACE FROM UNHEATED SPACE OR THE EXTERIOR SHALL NOT EXCEED 20 PER CENT OF THE FLOOR AREA OF THE STOREY SERVED BY THE GLAZED AREAS AND SHALL NOT EXCEED 40 PER CENT OF THE TOTAL AREA OF THE WALLS OF THAT STOREY. EXCLUDING THE AREA OF ALL GLAZING THAT SEPARATES HEATED SPACE FROM UNHEATED SPACE OR THE EXTERIOR, THE AREA OF OPAQUE PORTION OF THE WALL IS CALCULATED AS ITS PROJECTED AREA ON A VERTICAL PLANE.
(7) EXCEPT AS PERMITTED IN SENTENCE (8), THE AREA OF GLAZING THAT CONFORMS TO ARTICLE 12.3.2.7. THE GREA OF SUCH GLAZING FOR THE PURPOSE OF APPLYING SENTENCE (5) MAY BE ASSUMED AS BEING EQUAL TO THE ACTUAL AREA MULTIPLIED BY THE APPLICABLE SHADING COEFFICIENT OF SUCH GLAZING, AS DETERMINED IN ACCORDANCE WITH ARTICLE 12.3.2.7.
(8) EXCEPT AS PROVIDED IN SENTENCE (9), THE AREA OF GLAZING THAT CONTAINS GLEAR GLASS BEF THAT HAS A SHADING COEFFICIENT OF MORE THAN 0.70 THAT IS UNSHADED IN THE WINTER AND FACES A DIRECTION WITHIN 45° OF DUE SOUTH MAY BE ASSUMED TO BE 50 PERCENT OF THE ACTUAL AREA OF SUCH GLAZING FOR THE PURPOSE OF APPLYING SENTENCE (5) PROVIDED THE GLAZING IS SHADED IN THE SUMMER WITH A SYSTEM THAT IS CAPABLE OF DISTRIBUTING THE SOLAR HEAT GAIN FROM SUCH GLAZED AREAS THROUGHOUT THE BUILDING. FOR THE PURPOSE OF DETERMINING WHETHER OR NOT THE GLAZING IS SHADED IN THE WINTER, THE SHADING SHALL BE CALCULATED USING THE NORMAL SUN ANGLES OF JANUARY.
(9) SENTENCE (8) SHALL NOT APPLY WHERE THE BUILDING IS DESIGNED TO BE COOLED UNLESS THE GLAZING DESCRIBED IN SENTENCE (8) IS SHADED IN THE SUMMER WITH EXTERIOR DEVICES. FOR THE PURPOSE OF DETERMINING WHETHER OR NOT THE GLAZING IS SHADED IN THE SUMMER, SHADING SHALL BE CALCULATED USING THE NOON SUN ANGLES OF JUNE 21.
12.3.2.10. AIR INFILTRATION
(1) WINDOWS THAT SEPARATE HEATED SPACE FROM UNHEATED SPACE OR THE EXTERIOR SHALL BE DESIGNED TO LIMIT THE RATE OF AIR INFILTRATION TO NOT MORE THAN 1.5 L/S FOR EACH SQUARE METRE OF DOOR AREA WHEN TESTED IN CONFORMANCE WITH ASTM E283, "DETERMINING THE RATE OF AIR LEAKAGE THROUGH EXTERIOR WINDOWS, CURTAIN WALLS, AND DOORS UNDER SPECIFIED PRESSURE DIFFERENCES ACROSS THE SPECIMEN".
(2) DOORS THAT SEPARATE HEATED SPACE FROM UNHEATED SPACE OR THE EXTERIOR SHALL BE DESIGNED TO LIMIT AIR INFILTRATION TO NOT MORE THAN 2.5 L/S FOR EACH SQUARE METRE OF DOOR AREA WHEN TESTED IN CONFORMANCE WITH SENTENCE (1).
(3) EXTERIOR DOORS OF SUITES OF RESIDENCE SHALL BE EQUIPPED ON ALL EDGES AND PROTECTED WITH A STORM DOOR OR BY AN ENCLOSED UNHEATED SPACE. EXTERIOR SWING TYPE DOOR ASSEMBLIES FOR DWELLING UNITS, INDIVIDUALLY RENTED HOTEL ROOMS AND SUITES SHALL BE DESIGNED TO LIMIT THE RATE OF AIR INFILTRATION TO NOT MORE THAN 5.35 L/S FOR EACH SQUARE METRE OF DOOR AREA WHEN TESTED IN CONFORMANCE WITH SENTENCE (1).
(4) BUILDING MATERIALS TO REDUCE AIR INFILTRATION SHALL CONSIST OF:
(a) WEATHERSTRIPPING, SEALANT, GASKETS OR OTHER SIMILAR MATERIALS BETWEEN EXTERIOR WALL ASSEMBLIES AND OTHER LOCATION WHERE THERE IS A POSSIBILITY OF AIR LEAKAGE INTO HEATED SPACES IN A BUILDING THROUGH THE EXTERIOR WALLS, SUCH AS AT UTILITY PENETRATIONS, AT JOINTS BETWEEN WINDOWS AND EXTERIOR DOORS AND ADJACENT WALL SURFACES, AND
(b) AIR LEAKAGE BETWEEN HEATED SPACE AND ADJACENT ROOF OR ATTIC SPACE CAUSED BY THE PENETRATION OF SERVICES SHALL BE RESTRICTED IN CONFORMANCE WITH THE REQUIREMENTS OF SUBSECTION 9.25.3.

Typical Window Schedule Notes 4 A4-25
NTS

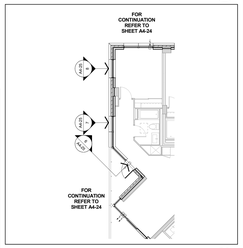

Window Schedule Partial Floor Plan - Level 12 3 A4-25
Scale: 1 : 100

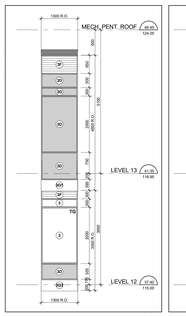

West Elevation - Part 3 8 A4-25
Scale: 1 : 50

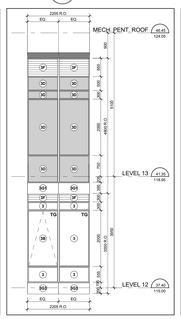

West Elevation - Part 2 7 A4-25
Scale: 1 : 50

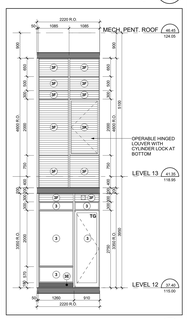

West Elevation - Part 1 6 A4-25
Scale: 1 : 50

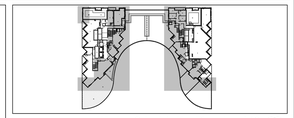

Window Schedule Key Plan - Level 13 2 A4-25
NTS

WINDOW SCHEDULE LEGEND

13148 - AQUAVISTA
UPDATED: FEBRUARY 16, 2016

3 PREFINISHED ALUMINUM WINDOW WALL: VISION PANEL
ALUM. COLOUR: EXTERIOR - PPG LC7012-6F DURANAR GREY VELVET; INTERIOR - K-13B5 DURACRON WHITE
GLASS TYPE: CLEAR INNER & OUTER LITE, GUARDIAN SUNGUARD - SUPERNEUTRAL 0604 ON SURFACE 2

3A PREFINISHED ALUMINUM WINDOW WALL: VISION PANEL FRIT PATTERN
ALUM. COLOUR: EXTERIOR - PPG LC7012-6F DURANAR GREY VELVET; INTERIOR - K-13B5 DURACRON WHITE
GLASS TYPE: CLEAR INNER & OUTER LITE, GUARDIAN SUNGUARD - SUPERNEUTRAL 0604 ON SURFACE 2; WHITE FRIT 3MM DIAMETER DOTS IN 10CM SQUARE PATTERN ON SURFACE 2

3B PREFINISHED ALUMINUM WINDOW WALL: OPERABLE AWNING
ALUM. COLOUR: EXTERIOR - PPG LC7012-6F DURANAR GREY VELVET; INTERIOR - K-13B5 DURACRON WHITE
GLASS TYPE: CLEAR INNER & OUTER LITE, GUARDIAN SUNGUARD - SUPERNEUTRAL 0604 ON SURFACE 2

3C PREFINISHED ALUMINUM WINDOW WALL: OPERABLE AWNING FRIT PATTERN
ALUM. COLOUR: EXTERIOR - PPG LC7012-6F DURANAR GREY VELVET; INTERIOR - K-13B5 DURACRON WHITE
GLASS TYPE: CLEAR INNER & OUTER LITE, GUARDIAN SUNGUARD - SUPERNEUTRAL 0604 ON SURFACE 2; WHITE FRIT 3MM DIAMETER DOTS IN 10CM SQUARE PATTERN ON SURFACE 2

3D PREFINISHED ALUMINUM WINDOW WALL: GLASS SPANDREL PANEL
ALUM. COLOUR: EXTERIOR - PPG LC7012-6F DURANAR GREY VELVET; INTERIOR - K-13B5 DURACRON WHITE
GLASS TYPE: CLEAR FLOAT
COLOUR: SOLID FRIT VIRACON SUBDUED GRAY V963 ON SURFACE 2

3E PREFINISHED ALUMINUM WINDOW WALL: METAL SPANDREL PANEL
ALUM. COLOUR: EXTERIOR - PPG LC7012-6F DURANAR GREY VELVET; INTERIOR - K-13B5 DURACRON WHITE
METAL PANEL: PPG LC7012-6F DURANAR GREY VELVET

3F PREFINISHED ALUMINUM WINDOW WALL: METAL LOUVER
ALUM. COLOUR: EXTERIOR - PPG LC7012-6F DURANAR GREY VELVET; INTERIOR - K-13B5 DURACRON WHITE
METAL LOUVER: PPG LC7012-6F DURANAR GREY VELVET

3G1 PREFINISHED ALUMINUM WINDOW WALL: METAL SLAB COVER - PROFILE 49x420mm
ALUM. COLOUR: EXTERIOR - PPG LC7012-6F DURANAR GREY VELVET; INTERIOR - K-13B5 DURACRON WHITE
SLAB COVER: PPG LC1067SSG, DURANAR XL STEEL SILVER CITY

3G2 PREFINISHED ALUMINUM WINDOW WALL: METAL SLAB COVER - PROFILE 105x420mm
ALUM. COLOUR: EXTERIOR - PPG LC7012-6F DURANAR GREY VELVET; INTERIOR - K-13B5 DURACRON WHITE
SLAB COVER: PPG LC1067SSG, DURANAR XL STEEL SILVER CITY

3G3 PREFINISHED ALUMINUM WINDOW WALL: METAL SLAB COVER - PROFILE 220x420mm
ALUM. COLOUR: EXTERIOR - PPG LC7012-6F DURANAR GREY VELVET; INTERIOR - K-13B5 DURACRON WHITE
SLAB COVER: PPG LC1067SSG, DURANAR XL STEEL SILVER CITY

3H PREFINISHED ALUMINUM WINDOW WALL: OPERABLE WINDOW - VISION PANEL
ALUM. COLOUR: EXTERIOR - PPG LC7012-6F DURANAR GREY VELVET; INTERIOR - K-13B5 DURACRON WHITE
GLASS TYPE: CLEAR INNER & OUTER LITE, GUARDIAN SUNGUARD - SUPERNEUTRAL 0604 ON SURFACE 2

3J PREFINISHED ALUMINUM WINDOW WALL: OPERABLE WINDOW - GLASS SPANDREL PANEL
ALUM. COLOUR: EXTERIOR - PPG LC7012-6F DURANAR GREY VELVET; INTERIOR - K-13B5 DURACRON WHITE
GLASS TYPE: CLEAR FLOAT
COLOUR: SOLID FRIT VIRACON SUBDUED GRAY V963 ON SURFACE 2

3K PREFINISHED ALUMINUM WINDOW WALL: OPERABLE WINDOW - METAL LOUVER
ALUM. COLOUR: EXTERIOR - PPG LC7012-6F DURANAR GREY VELVET; INTERIOR - K-13B5 DURACRON WHITE
METAL LOUVER: PPG LC7012-6F DURANAR GREY VELVET

4 PREFINISHED STOREFRONT CURTAINWALL: VISION PANEL (GROUND FLOOR)
ALUM. COLOUR: EXTERIOR - PPG LC7012-6F DURANAR GREY VELVET; INTERIOR - K-13B5 DURACRON WHITE
GLASS TYPE: CLEAR INNER & OUTER LITE, GUARDIAN SUNGUARD - SUPERNEUTRAL 0946 ON SURFACE 2

4A PREFINISHED STOREFRONT CURTAINWALL: VISION PANEL FRIT PATTERN (GROUND FLOOR)
ALUM. COLOUR: EXTERIOR - PPG LC7012-6F DURANAR GREY VELVET; INTERIOR - K-13B5 DURACRON WHITE
GLASS TYPE: CLEAR INNER & OUTER LITE, GUARDIAN SUNGUARD - SUPERNEUTRAL 0946 ON SURFACE 2; WHITE FRIT 3MM DIAMETER DOTS IN 10CM SQUARE PATTERN ON SURFACE 2

4B PREFINISHED STOREFRONT CURTAINWALL: SHADOW BOX (GROUND FLOOR)
ALUM. COLOUR: EXTERIOR - PPG LC7012-6F DURANAR GREY VELVET; INTERIOR - K-13B5 DURACRON WHITE
GLASS TYPE: CLEAR INNER & OUTER LITE, GUARDIAN SUNGUARD - SUPERNEUTRAL 0946 ON SURFACE 2
COLOUR: WHITE COLOUR PAINT ON ALUMINUM PAN BEHIND SURFACE 4

4C PREFINISHED STOREFRONT CURTAINWALL: GLASS SPANDREL PANEL (GROUND FLOOR)
ALUM. COLOUR: EXTERIOR - PPG LC7012-6F DURANAR GREY VELVET; INTERIOR - K-13B5 DURACRON WHITE
GLASS TYPE: CLEAR INNER & OUTER LITE, GUARDIAN SUNGUARD - SUPERNEUTRAL 0946 ON SURFACE 2
COLOUR: SOLID FRIT GREY VELVET ON SURFACE 4

4D PREFINISHED STOREFRONT CURTAINWALL: METAL LOUVER (GROUND FLOOR)
ALUM. COLOUR: EXTERIOR - PPG LC7012-6F DURANAR GREY VELVET; INTERIOR - K-13B5 DURACRON WHITE
METAL LOUVER: PPG LC7012-6F DURANAR GREY VELVET

4E PREFINISHED STOREFRONT CURTAINWALL: METAL SPANDREL PANEL (GROUND FLOOR)
ALUM. COLOUR: EXTERIOR - PPG LC7012-6F DURANAR GREY VELVET; INTERIOR - K-13B5 DURACRON WHITE
METAL PANEL: PPG LC7012-6F DURANAR GREY VELVET

4F PREFINISHED STOREFRONT CURTAINWALL: VISION PANEL FRIT PATTERN (GROUND FLOOR)
ALUM. COLOUR: EXTERIOR - PPG LC7012-6F DURANAR GREY VELVET; INTERIOR - K-13B5 DURACRON WHITE
GLASS TYPE: CLEAR INNER & OUTER LITE, GUARDIAN SUNGUARD - SUPERNEUTRAL 0946 ON SURFACE 3; GREY VELVET HORIZONTAL FRIT PATTERN ON SURFACE 2

LEGEND

BBQ BBQ GAS CONNECTION - REFER TO MECHANICAL DRAWINGS
NFHB NON FREEZE HOSE BIBB - REFER TO MECHANICAL DRAWINGS
WDR WEATHERPROOF DUPLEX RECEPTACLE - REFER TO ELECTRICAL DRAWINGS
LF LIGHT FIXTURE - REFER TO ELECTRICAL DRAWINGS
TG TEMPERED GLASS

Window Schedule Legend 1 A4-25
NTS

Contractor Must Check And Verify All Dimensions On The Job.
Do Not Scale The Drawings.
All Drawings, Specifications And Related Documents Are The Copyright Of The Architect And Must Be Returned Upon Request.
Reproduction Of Drawings, Specifications And Related Documents In Part Or Whole Is Forbidden Without The Architects Written Permission.
The Drawing Is Not To Be Used For Construction Until Signed By The Architect.

Date: November 4, 2016

CAMILLO ASSOCIATES
ONTARIO
LICENSED
ARCHITECT
JOHN CAMILLO
THIS SEAL MUST BE SIGNED TO BE VALID
Construction

KIRKOR ARCHITECTS + PLANNERS
20 Martin Ross Avenue, Toronto, Ontario, M3J 2K8
Tel 416 665-0065 Fax 416 665-7234, www.kirkorarchitects.com

No.	Revision	Date

No.	Issued For	Date
2	Construction	Nov. 4, 2016
1	Tender	Oct. 19, 2015

AQUAVISTA
AT BAYSIDE TORONTO

Drawing Title
Window Schedule - Level 12-13 - West, East, Interior West & Interior East Elevation

Project
Hines TRIDEL
AQUAVISTA
Block 3 - R3 & R4
263 Queens Quay East
Toronto, ON

Scale	As indicated
Drawn By	E.V. / M.N.
Checked By	C.A.
Project No.	13148
Date	November 4, 2016
Drawing No.	A4-25