EXTERIOR RAILING TYPE LEGEND

13148 - AQUAVISTA
UPDATED: FEBRUARY 16, 2016

R1 — **ALUMINUM BALCONY RAILING WITH SLAB COVER - PROFILE 100x420mm**
METAL: ALUMINUM
COLOUR: PPG UC1819DSL DURAWAR STEEL CITY SILVER
GLASS: CLEAR-HEAT-SOAKED TEMPERED GLASS
REFER TO DETAIL: 7 / A7-13

R1A — **ALUMINUM BALCONY RAILING WITH SLAB COVER - PROFILE 100x420mm BIRD FRIENDLY FRIT PATTERN**
METAL: ALUMINUM
COLOUR: PPG UC1819DSL DURAWAR STEEL CITY SILVER
GLASS: CLEAR-HEAT-SOAKED TEMPERED GLASS
FRIT PATTERN: WHITE FRIT 3MM DIAMETER DOTS IN 10CM SQUARE PATTERN
REFER TO DETAIL: 7 / A7-13
NOTE: REFER TO ELEVATIONS FOR LOCATION OF FRIT PATTERN

R2 — **ALUMINUM BALCONY RAILING WITH SLAB COVER - PROFILE 200x420mm**
METAL: ALUMINUM
COLOUR: PPG UC1819DSL DURAWAR STEEL CITY SILVER
GLASS: CLEAR-HEAT-SOAKED TEMPERED GLASS
REFER TO DETAIL: 3 / A7-13

R3 — **ALUMINUM BALCONY RAILING WITH SLAB COVER - PROFILE 85x420mm**
METAL: ALUMINUM
COLOUR: PPG UC1819DSL DURAWAR STEEL CITY SILVER
GLASS: CLEAR-HEAT-SOAKED TEMPERED GLASS
REFER TO DETAIL: 4 / A7-13

R3A — **ALUMINUM BALCONY RAILING WITH SLAB COVER - PROFILE 85x420mm BIRD FRIENDLY FRIT PATTERN**
METAL: ALUMINUM
COLOUR: PPG UC1819DSL DURAWAR STEEL CITY SILVER
GLASS: CLEAR-HEAT-SOAKED TEMPERED GLASS
FRIT PATTERN: WHITE FRIT 3MM DIAMETER DOTS IN 10CM SQUARE PATTERN
REFER TO DETAIL: 4 / A7-13
NOTE: REFER TO ELEVATIONS FOR LOCATION OF FRIT PATTERN

R4 — **ALUMINUM BALCONY RAILING WITH SLAB COVER - PROFILE 265x420mm**
METAL: ALUMINUM
COLOUR: PPG UC1819DSL DURAWAR STEEL CITY SILVER
GLASS: CLEAR-HEAT-SOAKED TEMPERED GLASS
REFER TO DETAIL: 5 / A7-13

R5 — **ALUMINUM BALCONY RAILING WITH SLAB COVER - PROFILE 150x420mm**
METAL: ALUMINUM
COLOUR: PPG UC1819DSL DURAWAR STEEL CITY SILVER
GLASS: CLEAR-HEAT-SOAKED TEMPERED GLASS
REFER TO DETAIL: 6 / A7-13

R5A — **ALUMINUM BALCONY RAILING WITH SLAB COVER - PROFILE 150x420mm BIRD FRIENDLY FRIT PATTERN**
METAL: ALUMINUM
COLOUR: PPG UC1819DSL DURAWAR STEEL CITY SILVER
GLASS: CLEAR-HEAT-SOAKED TEMPERED GLASS
FRIT PATTERN: WHITE FRIT 3MM DIAMETER DOTS IN 10CM SQUARE PATTERN
REFER TO DETAIL: 6 / A7-13
NOTE: REFER TO ELEVATIONS FOR LOCATION OF FRIT PATTERN

R6 — **ALUMINUM TERRACE RAILING WITH SLAB COVER - PROFILE 200x420mm BIRD FRIENDLY FRIT PATTERN**
METAL: ALUMINUM
COLOUR: PPG UC1819DSL DURAWAR STEEL CITY SILVER
GLASS: CLEAR-HEAT-SOAKED TEMPERED GLASS
FRIT PATTERN: WHITE FRIT 3MM DIAMETER DOTS IN 10CM SQUARE PATTERN
REFER TO DETAIL: 10 / A7-13
NOTE: REFER TO ELEVATIONS FOR LOCATION OF FRIT PATTERN

R7 — **ALUMINUM TERRACE RAILING WITH SLAB COVER - PROFILE 265x420mm BIRD FRIENDLY FRIT PATTERN**
METAL: ALUMINUM
COLOUR: PPG UC1819DSL DURAWAR STEEL CITY SILVER
GLASS: CLEAR-HEAT-SOAKED TEMPERED GLASS
FRIT PATTERN: WHITE FRIT 3MM DIAMETER DOTS IN 10CM SQUARE PATTERN
REFER TO DETAIL: 8 / A7-13
NOTE: REFER TO ELEVATIONS FOR LOCATION OF FRIT PATTERN

R8 — **ALUMINUM TERRACE RAILING WITH SLAB COVER - PROFILE 100x420mm BIRD FRIENDLY FRIT PATTERN**
METAL: ALUMINUM
COLOUR: PPG UC1819DSL DURAWAR STEEL CITY SILVER
GLASS: CLEAR-HEAT-SOAKED TEMPERED GLASS
FRIT PATTERN: WHITE FRIT 3MM DIAMETER DOTS IN 10CM SQUARE PATTERN
REFER TO DETAIL: 9 / A7-13
NOTE: REFER TO ELEVATIONS FOR LOCATION OF FRIT PATTERN

R9 — **ALUMINUM BALCONY RAILING WITH SLAB COVER - PROFILE 100x420mm**
METAL: ALUMINUM
COLOUR: PPG UC1819DSL DURAWAR STEEL CITY SILVER
GLASS: CLEAR-HEAT-SOAKED TEMPERED GLASS
REFER TO DETAIL: 10 / A7-13

R10 — **ALUMINUM BALCONY RAILING WITH SLAB COVER - PROFILE 100x420mm**
METAL: ALUMINUM
COLOUR: PPG UC1819DSL DURAWAR STEEL CITY SILVER
GLASS: CLEAR-HEAT-SOAKED TEMPERED GLASS
REFER TO DETAIL: 11 / A7-13

R11 — **ALUMINUM BALCONY RAILING WITH SLAB COVER - PROFILE 100x420mm ALUMINUM BACK PANEL**
METAL: ALUMINUM
COLOUR: PPG UC1819DSL DURAWAR STEEL CITY SILVER
GLASS: CLEAR-HEAT-SOAKED TEMPERED GLASS
BACK PANEL: PREFINISHED ALUMINUM BACK PANEL PPG UC4300 DURAWAR BONE WHITE
REFER TO DETAIL: 12 / A7-13

R12 — **ALUMINUM TERRACE RAILING WITH SLAB COVER - PROFILE 100x420mm**
METAL: ALUMINUM
COLOUR: PPG UC1819DSL DURAWAR STEEL CITY SILVER
GLASS: CLEAR-HEAT-SOAKED TEMPERED GLASS
REFER TO DETAIL: 1 / A7-13A

R12A — **ALUMINUM TERRACE RAILING WITH SLAB COVER - PROFILE 100x420mm BIRD FRIENDLY FRIT PATTERN**
METAL: ALUMINUM
COLOUR: PPG UC1819DSL DURAWAR STEEL CITY SILVER
GLASS: CLEAR-HEAT-SOAKED TEMPERED GLASS
FRIT PATTERN: WHITE FRIT 3MM DIAMETER DOTS IN 10CM SQUARE PATTERN
REFER TO DETAIL: 1 / A7-13A
NOTE: REFER TO ELEVATIONS FOR LOCATION OF FRIT PATTERN

R13 — **ALUMINUM TERRACE RAILING WITH SLAB COVER - PROFILE 100x420mm**
METAL: ALUMINUM
COLOUR: PPG UC1819DSL DURAWAR STEEL CITY SILVER
GLASS: CLEAR-HEAT-SOAKED TEMPERED GLASS
REFER TO DETAIL: 2 / A7-13A

R13A — **ALUMINUM TERRACE RAILING WITH SLAB COVER - PROFILE 100x420mm BIRD FRIENDLY FRIT PATTERN**
METAL: ALUMINUM
COLOUR: PPG UC1819DSL DURAWAR STEEL CITY SILVER
GLASS: CLEAR-HEAT-SOAKED TEMPERED GLASS
FRIT PATTERN: WHITE FRIT 3MM DIAMETER DOTS IN 10CM SQUARE PATTERN
REFER TO DETAIL: 2 / A7-13A
NOTE: REFER TO ELEVATIONS FOR LOCATION OF FRIT PATTERN

R14 — **ALUMINUM BALCONY OR TERRACE DIVIDER - ON CONCRETE**
METAL: ALUMINUM
COLOUR: PPG UC1819DSL DURAWAR STEEL CITY SILVER
GLASS: CLEAR-HEAT-SOAKED TEMPERED GLASS
REFER TO DETAIL: 3 & 4 / A7-13A

Exterior Railing Type Legend 7 / A5-02

BUILDING SECTION KEY NOTES

1. CONCRETE SLAB (REFER TO STRUCTURAL DRAWING)
2. CONCRETE COLUMN (REFER TO STRUCTURAL DRAWING)
3. CONCRETE COLUMN BEYOND (REFER TO STRUCTURAL DRAWING)
4. STRUCTURAL BEAM (REFER TO STRUCTURAL DRAWING)
5. STRUCTURAL BEAM BEYOND (REFER TO STRUCTURAL DRAWING)
6. CONCRETE FOOTING (REFER TO STRUCTURAL DRAWING)
7. CONCRETE BLOCK WALL (REFER TO PLANS)
8. ALUMINUM WINDOW WALL SYSTEM (REFER TO WINDOW SCHEDULE)
9. CURTAIN WALL WINDOW SYSTEM (REFER TO WINDOW SCHEDULE)
10. PRE-FINISHED METAL COUVER
11. ARCHITECTURAL METAL LOUVER
12. OVERHEAD GARAGE DOOR
13. RAILING SYSTEM
14. METAL SOFFIT CANOPY

Building Section Key Notes 6 / A5-02

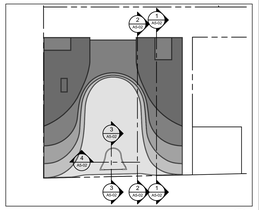

Building Section Key Plan 5 / A5-02

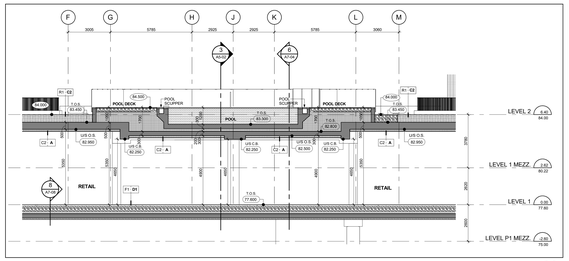

East - West Pool Section Along Gridline p17 4 / A5-02
Scale: 1 : 100

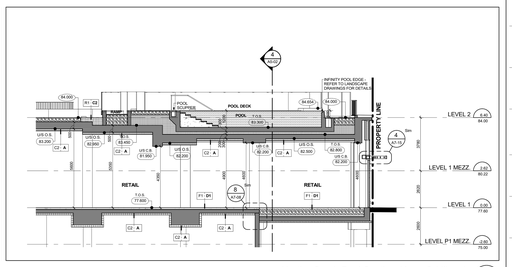

North - South Pool Section Along Gridline J 3 / A5-02
Scale: 1 : 100

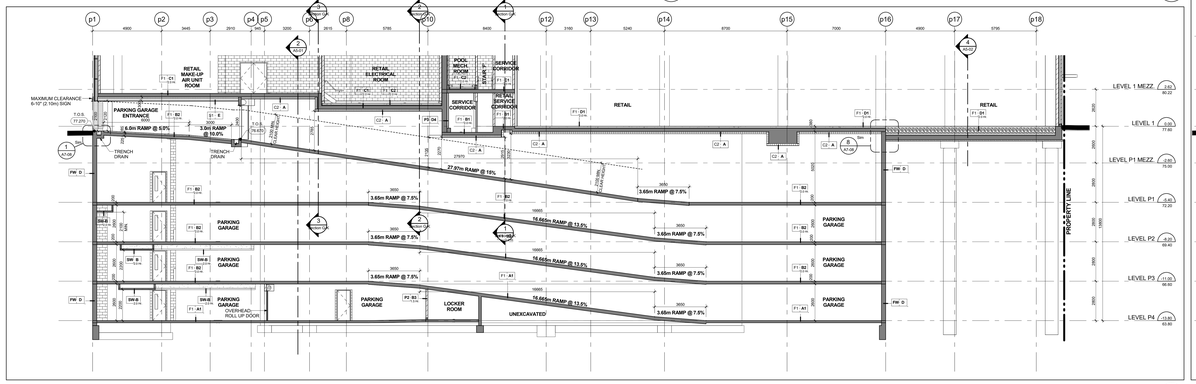

North - South Ramp Section Along Gridline pL 2 / A5-02
Scale: 1 : 100

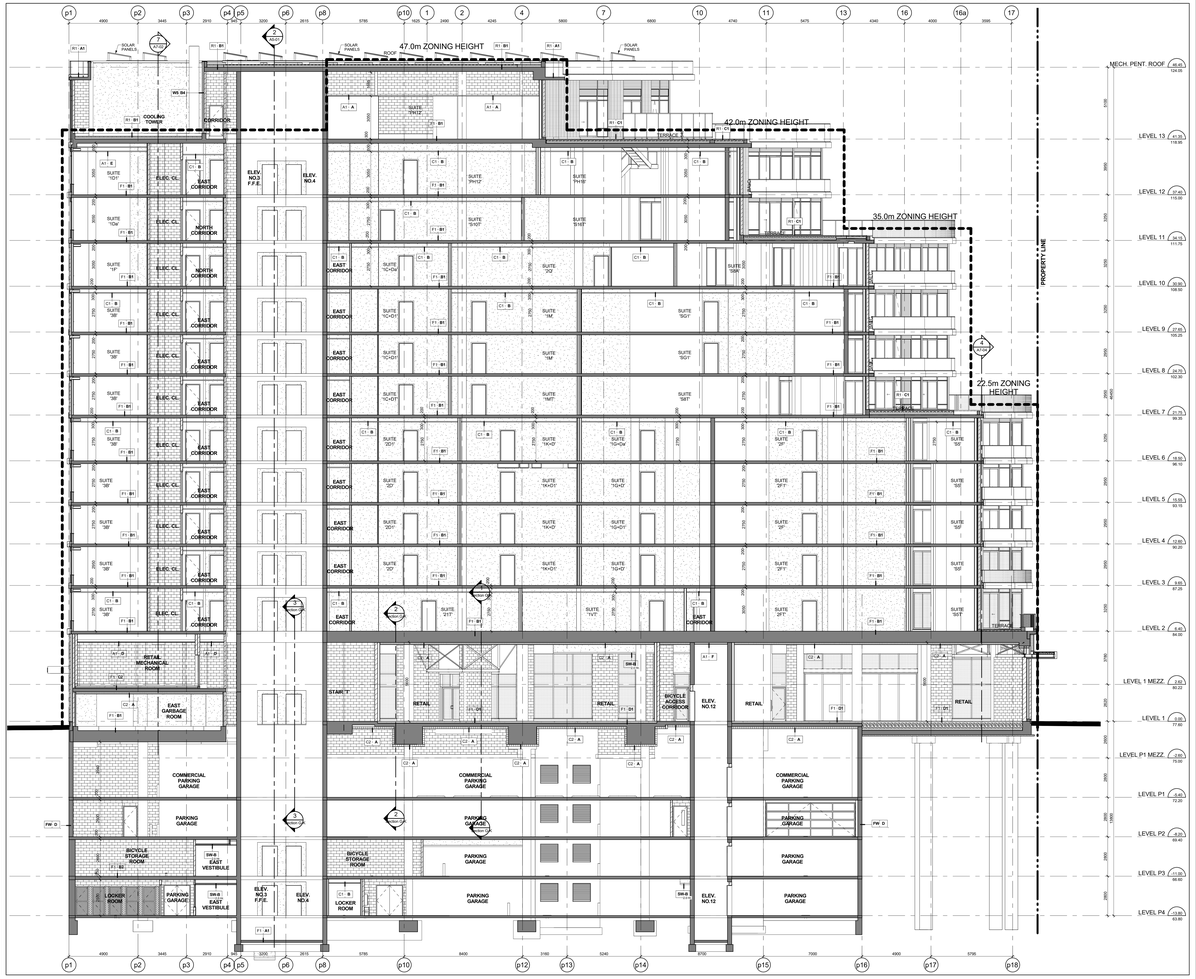

North - South Building Section Along Gridline pP 1 / A5-02
Scale: 1 : 100

Contractor Must Check And Verify All Dimensions On The Job.
Do Not Scale The Drawings.
All Drawings, Specifications And Related Documents Are The Copyright Of The Architect And Must Be Returned Upon Request.
Reproduction Of Drawings, Specifications And Related Documents In Part Or Whole Is Forbidden Without The Architects Written Permission.
The Drawing Is Not To Be Used For Construction Until Signed By The Architect.

Issue: November 4, 2016

KIRKOR ARCHITECTS + PLANNERS
20 Martin Ross Avenue, Toronto, Ontario, M3J 2K8
TM 16 665-6060, FM 16 665-1234, www.kirkorarchitects.com

No.:	Revision	Date
6.	Construction	Nov. 4, 2016
5.	Roofing Tender	Feb. 8, 2016
4.	Tender	Oct. 15, 2015
3.	Building Permit Resubmission	July 14, 2015
2.	Building Permit	June 12, 2015
1.	Waterfront Toronto Review	May 1, 2015

No:	Issued For:	Date:

AQUAVISTA
AT BAYSIDE TORONTO

Drawing Title: Building Section
Building Sections

Project: Hines TRIDEL
AQUAVISTA
Block 3 - R3 & R4
263 Queens Quay East
Toronto, ON

Scale: As indicated	
Drawn by: A.B.	Checked by: C.A.
Project No.: 13148	
Date: November 4, 2016	

Drawing No.: A5-02