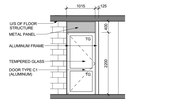

SC-1 A8-06 TYPE: DOOR AND WINDOW ASSEMBLY (NO RATING)

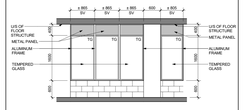

SC-2 A8-06 TYPE: DOOR AND WINDOW ASSEMBLY (NO RATING)

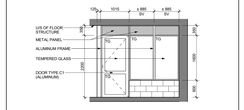

SC-3 A8-06 TYPE: DOOR AND WINDOW ASSEMBLY (NO RATING)

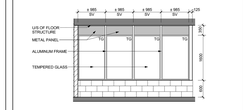

SC-4 A8-06 TYPE: DOOR AND WINDOW ASSEMBLY (NO RATING)

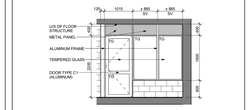

SC-5 A8-06 TYPE: DOOR AND WINDOW ASSEMBLY (NO RATING)

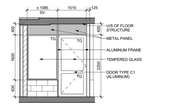

SC-6 A8-06 TYPE: DOOR AND WINDOW ASSEMBLY (NO RATING)

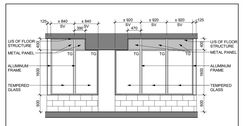

SC-7 A8-06 TYPE: DOOR AND WINDOW ASSEMBLY (NO RATING)

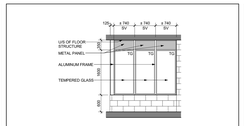

SC-8 A8-06 TYPE: DOOR AND WINDOW ASSEMBLY (NO RATING)

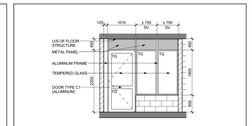

SC-9 A8-06 TYPE: DOOR AND WINDOW ASSEMBLY (NO RATING)

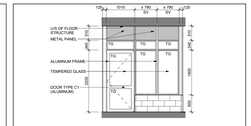

SC-10 A8-06 TYPE: DOOR AND WINDOW ASSEMBLY (NO RATING)

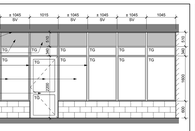

SC-11 A8-06 TYPE: DOOR AND WINDOW ASSEMBLY (NO RATING)

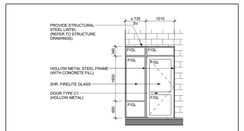

SC-12 A8-06 TYPE: DOOR AND WINDOW ASSEMBLY (2 HR. RATING)

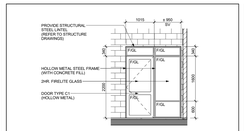

SC-13 A8-06 TYPE: DOOR AND WINDOW ASSEMBLY (2 HR. RATING)

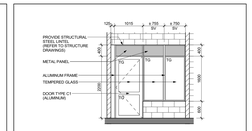

SC-14 A8-06 TYPE: DOOR AND WINDOW ASSEMBLY (NO RATING)

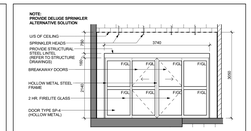

SC-15 A8-06 TYPE: DOOR AND WINDOW ASSEMBLY (2 HR. RATING)

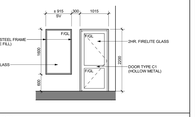

SC-16 A8-06 TYPE: DOOR AND WINDOW ASSEMBLY (2 HR. RATING)

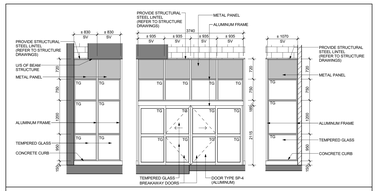

SC-17 A8-06 TYPE: DOOR AND WINDOW ASSEMBLY (NO RATING)

Door and Frame Schedule - Level 13

Door Number	Number of Door Panels	Width	Height	Thickness	Door: Door Type	Door: Panel Material	Door: Panel Finish	Frame: Frame Type	Frame: Frame Material	Frame: Frame Finish	Fire Rating: Fire Rating (Door)	Fire Rating: Fire Rating (Wall)	Transparency Rise Level	Panic Hardware	Self Closure	Threshold	Insulated	Weather Stripping	Auto Open	Lock Hardware	Comments
1302		915	2130	45	A1	HM	PT	F1	HM	PT	90 MIN.	2 HR.	-	-	■	■	■	■	-	■	
1303		915	2130	45	A1	HM	PT	F1	HM	PT	90 MIN.	2 HR.	-	-	■	-	-	-	-	■	
1304		915	2130	45	A1	HM	PT	F1	HM	PT	90 MIN.	2 HR.	-	-	■	-	-	-	-	■	
1305		915	2130	45	A1	HM	PT	F1	HM	PT	90 MIN.	2 HR.	-	■	■	■	■	■	-	■	REFER TO WINDOW SCHEDULE ELEVATIONS, NO LOOKING MECHANISM
1306		915	2130	45	A1	HM	PT	F1	HM	PT	90 MIN.	2 HR.	-	-	■	-	-	-	-	■	
1309		915	2130	45	A1	HM	PT	F1	HM	PT	90 MIN.	2 HR.	-	-	■	-	-	-	-	■	
1310		915	2130	45	A1	HM	PT	F1	HM	PT	90 MIN.	2 HR.	-	-	■	-	-	-	-		
1311		915	2130	45	A1	HM	PT	F1	HM	PT	90 MIN.	2 HR.	-	-	■	-	-	-	-		
1312	2x	710	2440	45	A2	HM	PT	F1	HM	PT	90 MIN.	2 HR.	-	-	■	-	-	-	-		
1314		965	2440	45	G1	WD	-	F3	WD	PT	20 MIN.	1 HR.	-	-	■	-	-	-	■	■	REFER TO ARTICAPE ID DRAWINGS FOR FINISHES, POWER OPERATED
1315		965	2440	45	G1	WD	-	F3	WD	PT	-	-	-	-	■	-	-	-	■	■	REFER TO ARTICAPE ID DRAWINGS FOR FINISHES, POWER OPERATED
1316		965	2440	45	G1	WD	-	F3	WD	PT	-	-	-	-	■	-	-	-	■	■	REFER TO ARTICAPE ID DRAWINGS FOR FINISHES
1317		915	2130	45	A1	HM	PT	F1	HM	PT	90 MIN.	2 HR.	-	-	■	-	-	-	-	■	
1318		915	2130	45	A1	HM	PT	F1	HM	PT	90 MIN.	2 HR.	-	-	■	-	-	-	-	■	
1319		915	2130	45	A1	HM	PT	F1	HM	PT	90 MIN.	2 HR.	-	-	■	-	-	-	-	■	
1320		915	2130	45	A1	HM	PT	F1	HM	PT	90 MIN.	2 HR.	-	-	■	-	-	-	-	■	
1321		915	2575	45	SF-2	GL	PRE	F2	AL	PRE	-	-	-	■	■	■	■	■	-	■	REFER TO WINDOW SCHEDULE ELEVATIONS, NO LOOKING MECHANISM
1322		915	2130	45	A1	HM	PT	F1	HM	PT	90 MIN.	2 HR.	-	-	■	-	-	-	-	■	
1323		915	2130	45	A1	HM	PT	F1	HM	PT	90 MIN.	2 HR.	-	-	■	-	-	-	-	■	
1324		915	2130	45	A1	HM	PT	F1	HM	PT	90 MIN.	2 HR.	-	-	■	-	-	-	-	■	
1325		915	2130	45	A1	HM	PT	F1	HM	PT	90 MIN.	2 HR.	-	-	■	-	-	-	-	■	
Sa-11		915	2440	45	B1	HM	PT	F1	HM	PT	90 MIN.	2 HR.	-	-	■	■	-	-	THK	■	REFER TO ARTICAPE ID DRAWINGS FOR FINISHES, SECURITY
Sa-12A		915	2440	45	B1	HM	PT	F1	HM	PT	90 MIN.	2 HR.	-	-	■	■	-	-	THK	■	SECURITY
Sa-13		915	2440	45	B1	HM	PT	F1	HM	PT	90 MIN.	2 HR.	-	-	■	■	-	-	-	■	REFER TO ARTICAPE ID DRAWINGS FOR FINISHES, MAG LOCK
Sa-13A		915	2440	45	B1	HM	PT	F1	HM	PT	90 MIN.	2 HR.	-	-	■	■	-	-	-	■	
Sa-13B		915	2130	45	B1	HM	PT	F1	HM	PT	90 MIN.	2 HR.	-	-	■	■	-	-	-		
Sa-13C		915	2130	45	B1	HM	PT	F1	HM	PT	90 MIN.	2 HR.	-	-	■	■	-	-	-		
Sa-13D		915	2130	45	B1	HM	PT	F1	HM	PT	90 MIN.	2 HR.	-	-	■	■	-	-	-	■	SECURITY
Sa-13A		915	2130	45	B1	HM	PT	F1	HM	PT	90 MIN.	2 HR.	-	-	■	■	-	-	-		

Door and Frame Schedule - Typical Suites

Door Number	Number of Door Panels	Width	Height	Thickness	Door: Door Type	Door: Panel Material	Door: Panel Finish	Frame: Frame Type	Frame: Frame Material	Frame: Frame Finish	Fire Rating: Fire Rating (Door)	Fire Rating: Fire Rating (Wall)	Transparency Rise Level	Panic Hardware	Self Closure	Threshold	Insulated	Weather Stripping	Auto Open	Lock Hardware	Comments
51		965	2135	45	G1	WD	PT	F3	MTL	PT	20 MIN.	1 HR.	-	-	■	-	-	-	-	-	DEAD BOLT, VIEW FINDER, REFER TO ID DRAWINGS FOR FINISHES
52		965	2135	35	G1	WD	PT	F3	WD	PT	-	-	-	-	-	-	-	-	-	-	PRIVACY LOCKS FOR BATHROOM DOORS
53		865	2135	35	G1	WD	PT	F3	WD	PT	-	-	-	-	-	-	-	-	-	-	PRIVACY LOCKS FOR BATHROOM DOORS
54		865	2135	35	G1	WD	PT	F3	WD	PT	-	-	-	-	-	-	-	-	-	-	PRIVACY LOCKS FOR BATHROOM DOORS
55		810	2135	35	G1	WD	PT	F3	WD	PT	-	-	-	-	-	-	-	-	-	-	PRIVACY LOCKS FOR BATHROOM DOORS
56		810	2135	35	G1	WD	PT	F3	WD	PT	-	-	-	-	-	-	-	-	-	-	PRIVACY LOCKS FOR BATHROOM DOORS
57		710	2135	35	G1	WD	PT	F3	WD	PT	-	-	-	-	-	-	-	-	-	-	
58		610	2135	35	G1	WD	PT	F3	WD	PT	-	-	-	-	-	-	-	-	-	-	
59		585	2135	35	G1	WD	PT	F3	WD	PT	-	-	-	-	-	-	-	-	-	-	
510		510	2135	35	G1	WD	PT	F3	WD	PT	-	-	-	-	-	-	-	-	-	-	
511		410	2135	35	G1	WD	PT	F3	WD	PT	-	-	-	-	-	-	-	-	-	-	
512		410	2135	35	G1	WD	PT	F3	WD	PT	-	-	-	-	-	-	-	-	-	-	
513	2x	915	2135	35	G2	WD	PT	F3	WD	PT	-	-	-	-	-	-	-	-	-	-	
514	2x	890	2135	35	G2	WD	PT	F3	WD	PT	-	-	-	-	-	-	-	-	-	-	
515	2x	810	2135	35	G2	WD	PT	F3	WD	PT	-	-	-	-	-	-	-	-	-	-	
516	2x	760	2135	35	G2	WD	PT	F3	WD	PT	-	-	-	-	-	-	-	-	-	-	
517	2x	710	2135	35	G2	WD	PT	F3	WD	PT	-	-	-	-	-	-	-	-	-	-	
518	2x	610	2135	35	G2	WD	PT	F3	WD	PT	-	-	-	-	-	-	-	-	-	-	
519	2x	610	2135	35	G2	WD	PT	F3	WD	PT	-	-	-	-	-	-	-	-	-	-	
520	2x	510	2135	35	G2	WD	PT	F3	WD	PT	-	-	-	-	-	-	-	-	-	-	
521	2x	460	2135	35	G2	WD	PT	F3	WD	PT	-	-	-	-	-	-	-	-	-	-	
522	2x	410	2135	35	G2	WD	PT	F3	WD	PT	-	-	-	-	-	-	-	-	-	-	
523	2x	1625 TO 1717	2135	25	H	GLAMR	-	-	-	-	-	-	-	-	-	-	-	-	-	-	FRAMELESS CLOSET MIRROR OR FROSTED GLASS SLIDER, REFER TO FEATURES LIST
524	2x	1625 TO 1717	2135	25	H	GL	-	-	-	-	-	-	-	-	-	-	-	-	-	-	FRAMELESS BEDROOM CLEAR GLASS SLIDER, REFER TO FEATURES LIST
524A	2x	1625 TO 1717	2135	25	H	WD	-	-	-	-	-	-	-	-	-	-	-	-	-	-	FRAMELESS HARD BOARD SLIDER, REFER TO FEATURES LIST
525		610	1830	25	G	GL	-	-	-	-	-	-	-	-	-	-	-	-	-	-	SHOWER DOOR, REFER TO FLOOR PLANS FOR SWING DOOR OR SLIDER
526		965	2135	35	G1	WD	PT	F3	MTL	PT	20 MIN.	1 HR.	-	-	■	■	-	-	-	■	REFER TO ARTICAPE ID DRAWINGS FOR FINISHES, SECURITY
527		865	2440	35	G1	WD	PT	F3	WD	PT	-	-	-	-	-	-	-	-	-	-	PRIVACY LOCKS FOR BATHROOM DOORS
528		915	2440	35	G1	WD	PT	F3	WD	PT	-	-	-	-	-	-	-	-	-	-	PRIVACY LOCKS FOR BATHROOM DOORS
529		865	2440	35	G1	WD	PT	F3	WD	PT	-	-	-	-	-	-	-	-	-	-	PRIVACY LOCKS FOR BATHROOM DOORS
530		810	2440	35	G1	WD	PT	F3	WD	PT	-	-	-	-	-	-	-	-	-	-	PRIVACY LOCKS FOR BATHROOM DOORS
531		810	2440	35	G1	WD	PT	F3	WD	PT	-	-	-	-	-	-	-	-	-	-	PRIVACY LOCKS FOR BATHROOM DOORS
532		610	2440	35	G1	WD	PT	F3	WD	PT	-	-	-	-	-	-	-	-	-	-	
533		610	2440	35	G1	WD	PT	F3	WD	PT	-	-	-	-	-	-	-	-	-	-	
534		610	2440	35	G1	WD	PT	F3	WD	PT	-	-	-	-	-	-	-	-	-	-	
535		510	2440	35	G1	WD	PT	F3	WD	PT	-	-	-	-	-	-	-	-	-	-	
536		460	2440	35	G1	WD	PT	F3	WD	PT	-	-	-	-	-	-	-	-	-	-	
537		410	2440	35	G1	WD	PT	F3	WD	PT	-	-	-	-	-	-	-	-	-	-	
538	2x	915	2440	35	G2	WD	PT	F3	WD	PT	-	-	-	-	-	-	-	-	-	-	
539	2x	890	2440	35	G2	WD	PT	F3	WD	PT	-	-	-	-	-	-	-	-	-	-	
540	2x	810	2440	35	G2	WD	PT	F3	WD	PT	-	-	-	-	-	-	-	-	-	-	
541	2x	760	2440	35	G2	WD	PT	F3	WD	PT	-	-	-	-	-	-	-	-	-	-	
542	2x	710	2440	35	G2	WD	PT	F3	WD	PT	-	-	-	-	-	-	-	-	-	-	
543	2x	610	2440	35	G2	WD	PT	F3	WD	PT	-	-	-	-	-	-	-	-	-	-	
544	2x	580	2440	35	G2	WD	PT	F3	WD	PT	-	-	-	-	-	-	-	-	-	-	
545	2x	510	2440	35	G2	WD	PT	F3	WD	PT	-	-	-	-	-	-	-	-	-	-	
546	2x	460	2440	35	G2	WD	PT	F3	WD	PT	-	-	-	-	-	-	-	-	-	-	
547	2x	410	2440	35	G2	WD	PT	F3	WD	PT	-	-	-	-	-	-	-	-	-	-	
548	2x	1625 TO 1717	2440	25	H	GLAMR	-	-	-	-	-	-	-	-	-	-	-	-	-	-	FRAMELESS CLOSET MIRROR OR FROSTED GLASS SLIDER, REFER TO FEATURES LIST
549	2x	1625 TO 1717	2440	25	H	GL	-	-	-	-	-	-	-	-	-	-	-	-	-	-	FRAMELESS BEDROOM CLEAR GLASS SLIDER, REFER TO FEATURES LIST
550	1x	1625 TO 1717	2440	40	J5	WD	PT	-	-	-	-	-	-	-	-	-	-	-	-	-	FRAMELESS HARD BOARD SLIDER, REFER TO FEATURES LIST
551		1400	2440	45	F	GL	PRE	F2	AL	PRE	-	-	-	■	■	■	■	■	-	■	REFER TO WINDOW SCHEDULE ELEVATIONS, DOOR HEIGHT ON 10-27 FLOORS TO BE 2750mm
552		VARIES	2440	45	F	GL	PRE	F2	AL	PRE	-	-	-	■	■	■	■	■	-	■	REFER TO WINDOW SCHEDULE ELEVATIONS, DOOR HEIGHT ON 10-27 FLOORS TO BE 2750mm
560		810	2440	35	G1	WD	PT	-	-	-	-	-	-	-	-	-	-	-	-	-	PRIVACY LOCKS FOR BATHROOM DOORS, FRAMELESS DOOR
561		610	2440	35	G1	WD	PT	-	-	-	-	-	-	-	-	-	-	-	-	-	FRAMELESS DOOR
562	2x	610	2440	35	G1	WD	PT	-	-	-	-	-	-	-	-	-	-	-	-	-	FRAMELESS DOOR
563	2x	460	2440	35	G2	WD	PT	-	-	-	-	-	-	-	-	-	-	-	-	-	FRAMELESS DOOR
564		810	2440	40	J1	WD	PT	-	-	-	-	-	-	-	-	-	-	-	-	-	SINGLE POCKET DOOR
565		760	2440	40	J1	WD	PT	-	-	-	-	-	-	-	-	-	-	-	-	-	SINGLE POCKET DOOR
566		915	2440	40	J2	WD	PT	-	-	-	-	-	-	-	-	-	-	-	-	-	DOUBLE POCKET DOOR
567		560	2440	40	J2	WD	PT	-	-	-	-	-	-	-	-	-	-	-	-	-	DOUBLE POCKET DOOR

Door Schedule 2 A8-06

TYPICAL DOOR



BARRIER FREE CLEARANCES :

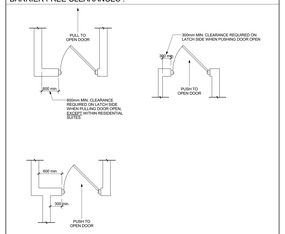

DOOR TYPES :

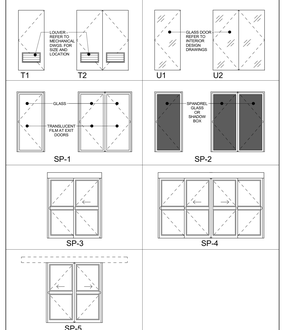

DOOR GENERAL NOTES

1. ALL DOORS WITHIN REQUIRED FIRE SEPARATIONS TO BE PROVIDED WITH POSITIVE LATCHING DEVICES REFERENCE FULL DETAILS AND SPECIFICATIONS LABELED DOOR, FRAME AND HARDWARE, OBC.
2. DOORS WITH SELF-CLOSING HARDWARE WITHIN THE REQUIRED FIRE SEPARATION TO CONFIRM TO O.B.C. TABLE 3.3.1
3. DOORS WITH TEMPERATURE RISE RATINGS (T.R.) INDICATING THAT THE DOOR HAS A MAXIMUM TRANSMITTED TEMPERATURE RISE OF 250°C WITHIN 30 MINUTES OF FIRE TEST, TO BE PROVIDED IN DOORS TO EXIT STAIRS FROM THE PARKING GARAGE, DOORS LOCATED WITHIN FIRE WALLS, AND DOORS THAT ARE LOCATED WITHIN MEZZANINES VESTIBULES.
4. ALL FRAMES OF DOORS WITHIN CONCRETE OR CONCRETE BLOCK 2H FIRE SEPARATIONS AND FIRE WALLS ARE TO BE SEALED TO THE WALL WITH EITHER 2H MASONRY OR CONCRETE ONLY.
5. ALL THRESHOLDS TO BE ALUMINUM UNLESS OTHERWISE NOTED.
6. ALL INSULATED DOORS TO BE DOUBLE GLAZED.
7. SEE ELECTRICAL DRAWINGS AND SPECIFICATIONS FOR LOCATION OF MAGNETIC LOCKING DEVICES AND AUTOMATIC DOORS TO OPEN UPON ACTIVATION OF FIRE ALARM.
8. CONDOMINIUM SECURITY REQUIREMENTS I.E. DOOR ENTRY(-S) BY OTHERS.

LEGEND:

TYPE:		FINISHES & MATERIALS:		NOTES & REMARKS:	
AL	ALUMINUM	ANOD	CLEAR ANODIZED	AD	BARRIER FREE AUTOMATIC DOOR
PG	PROFILED GLASS	GALV	GALVANIZED	FIRE	POWER DOOR ACTIVATED BY ALARM
HC	HOLLOW CORE	GL	GLASS	TBL	TEMPERATURE RISE LABLE
HCAP	HANDICAPPED	FGL	FIRELITE GLASS	WS	WEATHER STRIPPING
HM	HOLLOW METAL	TG	TEMPERED GLASS	THK	THICKNESS
LV	LOUVER	GWG	GEORGIAN WIRED GLASS	CL	CLOSURE
LINK	CHAIN LINK	MDF	MEDIUM DENSITY FIBREBOARD	FLR	FLOOR
MAS	MASONITE	PLAM	PLASTIC LAMINATE	INSUL	INSULATED
MIR	MIRROR	PT	PAINTED	THSHD	THRESHOLD
MTL	METAL	STN	STAINED	AFF	ABOVE FINISHED FLOOR
SC	SOLID CORE	WV	WOOD VENEER	SV	SITE VERIFY
SSC	SEMI-SOLID CORE	VIN	VINYL	ID	REFER TO INTERIOR DESIGN DRAWINGS
OH	OVERHEAD	P	PLASTIC	CR	CARD READER
WD	WOOD	PRE	PRE FINISHED	ES	ELECTRIC STRIKE
STL	STEEL	MAR	MARBLE	ML	MAG LOCK
RB	RUBBER	X	PURCHASER SELECTED	SD(A)	SECURITY DEVICE REFER TO SECURITY DRAWINGS
		IGU	INSULATED GLASS UNIT		

FRAME TYPES:

F1	HOLLOW METAL IN BLOCK OR CONCRETE/DRYWALL
F2	ALUMINUM
F3	WOOD IN SUITES SIZE VARIES TO PARTITION
F4	HOLLOW METAL THERMALLY BROKEN
F5	METAL - READY FRAME

DOOR TYPES:

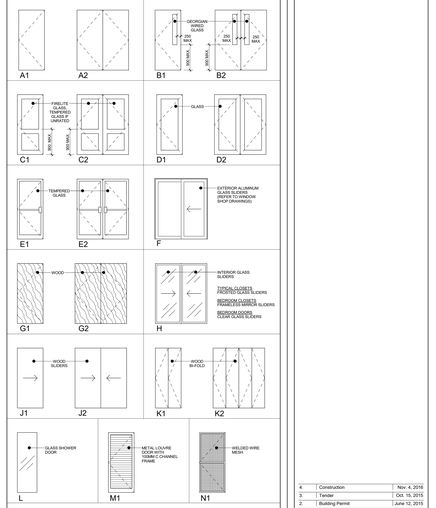

Typical Door Type Notes and Legend 1 A8-06 NTS

Contractor Must Check And Verify All Dimensions On The Job.
Do Not Scale The Drawings.

All Drawings, Specifications And Related Documents Are The Copyright Of The Architect And Must Be Returned Upon Request.

Reproduction Of Drawings, Specifications And Related Documents In Part Or Whole Is Forbidden Without The Architects Written Permission.

The Drawing Is Not To Be Used For Construction Until Signed By The Architect.

Date: November 4, 2016

CARLO ASSOCIATES
REGISTERED ARCHITECT
JAMES CARLO
LICENCE 4000
SEAL MUST BE SIGNED TO BE VALID
Construction

KIRKOR ARCHITECTS + PLANNERS
20 Martin Ross Avenue, Toronto, Ontario, M3J 2K8
Tel 416 665-6560, Fax 416 665-7234, www.kirkorarchitects.com

No.:	Revision	Date

No.	Issued For	Date
4.	Construction	Nov. 4, 2016
3.	Tender	Oct. 13, 2015
2.	Building Permit	June 12, 2015
1.	Waterfront Toronto Review	May 1, 2015

AQUAVISTA
AT BAYSIDE TORONTO

Drawing Title
Door & Frame Schedule, General Notes & Parking Screen Elevations

Project
Hines TRIDEL
AQUAVISTA
Block 3 - R3 & R4
263 Queens Quay East
Toronto, ON

Scale: 1 : 50
Drawn by: M.N. / E.V.
Checked by: C.A.
Project No.: 13148
Date: November 4, 2016
Drawing No.: A8-06