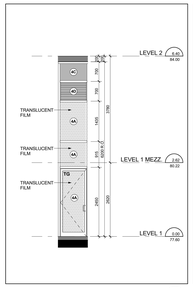

East Elevation - Part 4 (25 / A4-04)
Scale: 1 : 50

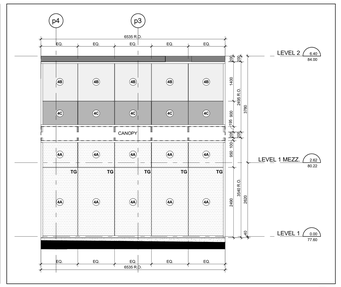

East Elevation - Part 3 (24 / A4-04)
Scale: 1 : 50

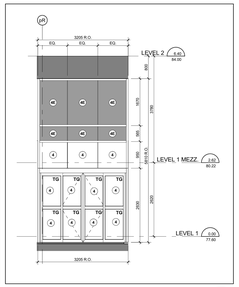

East Elevation - Part 2 (23 / A4-04)
Scale: 1 : 50

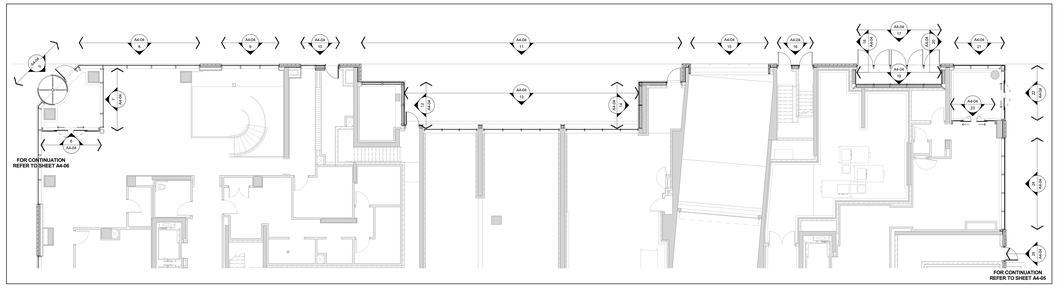

Window Schedule Partial Floor Plan - Level 1 (4 / A4-04)
Scale: 1 : 100

TYPICAL WINDOW SCHEDULE NOTES:

1. ADD 10MM CAULKING ALL DRAINAGE ON EIMS OR BETWEEN SIDES OF WINDOW OPENING.
2. ADD 10MM CAULKING ALL DRAINAGE ON EIMS OR BETWEEN SIDES OF WINDOW OPENING.
3. CO-ORDINATE COLOUR CLASSES WITH MECHANICAL DRAWINGS.
4. CO-ORDINATE BALCONY/TERRACE ELECTRICAL OUTLETS WITH ELECTRICAL DRAWINGS.
5. CO-ORDINATE BALCONY/TERRACE ELECTRICAL OUTLETS WITH ELECTRICAL DRAWINGS.

GBC REQUIREMENTS

9.7.2. WINDOW STANDARDS
9.7.2.1. WINDOW STANDARD
(1) WINDOWS SHALL CONFORM TO:
(A) THE CANADIAN AWS-101 STANDARD,
(B) THE CANADIAN AAMA-1, "USER SELECTION GUIDE TO CSA STANDARD CAN/CSA-A440-00 WINDOWS".
9.7.3. GLASS
9.7.3.1. GLASS STANDARDS
(1) GLASS SHALL CONFORM TO:
(A) CAN/CGSB-12.1-M, "TEMPERED OR LAMINATED SAFETY GLASS",
(B) CAN/CGSB-12.2-M, "FLAT, CLEAR SHEET GLASS",
(C) CAN/CGSB-12.3-M, "FLOAT GLASS",
(D) CAN/CGSB-12.4-M, "HEAT-MIRROR/RED GLASS",
(E) CAN/CGSB-12.8, "INSULATING GLASS UNITS",
(F) CAN/CGSB-12.10-M, "HEAT-MIRROR/BLUE-REFLECTING",
(G) CAN/CGSB-12.11-M, "WIRED SAFETY GLASS", OR
(H) ASTM E2190, "INSULATING GLASS UNIT PERFORMANCE AND EVALUATION".
9.7.3.2. GLASS IN WINDOWS
(1) GLASS IN WINDOWS, SLOPED GLAZING AND SKYLIGHTS SHALL BE DESIGNED IN CONFORMANCE WITH CAN/CSA-S136-94, "STRUCTURAL DESIGN OF GLASS FOR BUILDINGS".
9.7.4. SEALING COMPOUND
9.7.4.1. SEALING COMPOUND
(1) SEALING COMPOUND USED TO SEAL THE GLASS COMPONENT OF A FACTORY-SEALED DOUBLE-GLAZED UNIT TO THE ELEMENT SURROUNDING SHALL BE COMPATIBLE WITH THE MATERIAL USED TO EDGE SEAL THE GLASS COMPONENT.
9.7.5. WINDOWS
9.7.5.1. WINDOWS ABOVE THE SECOND STOREY
(1) WINDOWS IN PUBLIC AREAS THAT EXTEND TO LESS THAN 1 000 MM FROM THE FLOOR AND ARE LOCATED ABOVE THE SECOND STOREY IN BUILDINGS OTHER THAN HOTELS, HOSPITALS AND RESIDENCES, OR
(2) PROTRUDE FROM THE FACE OF A BUILDING ABOVE THE SECOND STOREY, OR
(3) NON-OPENABLE AND DESIGNED TO WITHSTAND THE LATERAL DESIGN LOADS FOR GUARDS AS PROVIDED IN ARTICLES 9.8.8.5. TO 9.8.8.7.
9.7.6. RESISTANCE TO FORCED ENTRY
9.7.6.1. FORCED ENTRY THROUGH WINDOWS
(1) WINDOWS, OTHER THAN WINDOWS THE SILL OF WHICH IS LOCATED WITHIN 2 000 MM OF ADJACENT GROUND LEVEL, SHALL CONFORM TO THE REQUIREMENTS FOR RESISTANCE TO FORCED ENTRY AS DESCRIBED IN CLAUSE 10.13 OF CAN/CSA-A440.S2, "WINDOWS".
9.8. STAIRS, RAMPS, GUARDS
(1) EXCEPT AS PROVIDED IN SENTENCES (2) AND (3), EVERY SURFACE TO WHICH ACCESS IS PROVIDED FOR OTHER THAN MAINTENANCE PURPOSES, INCLUDING BUT NOT LIMITED TO FLIGHTS OF STEPS AND RAMPS, EXTERIOR LANDINGS, PORCHES, BALCONIES, GALLERIES AND RAMPS, SHALL BE PROVIDED WITH A GUARD IF THE DIFFERENCE IN ELEVATION OF MORE THAN 600 MM BETWEEN THE WALKING SURFACE AND THE ADJACENT SURFACE, OR
(A) THERE IS A DIFFERENCE IN ELEVATION OF MORE THAN 600 MM BETWEEN THE WALKING SURFACE AND THE ADJACENT SURFACE WITHIN 1.2 M FROM THE WALKING SURFACE AND A SLOPE OF MORE THAN 1 IN 2.
(B) ADJACENT SURFACE,
(C) AT LOADING DOCKS,
(D) AT FLOOR PITS IN REPAIR GARAGES, OR
(E) AT PLATFORMS, PITS AND SIMILAR PERFORMANCE PURPOSES ONLY.
(2) WHEN AN INTERIOR STAIR HAS MORE THAN 2 RISERS OR AN INTERIOR RAMP RISES MORE THAN 400 MM, THE SIDES OF THE STAIR OR RAMP AND THE LANDING ON FLOOR LEVEL AROUND THE STAIRWELL OR RAMP SHALL BE PROTECTED BY A GUARD ON EACH SIDE THAT IS CONSTRUCTED SO THAT
9.8.8.5. HEIGHT OF GUARDS
(1) EXCEPT AS PROVIDED IN SENTENCES (3) TO (4), ALL GUARDS SHALL BE NOT LESS THAN 1 070 MM HIGH.
(2) EXCEPT AS PROVIDED IN SENTENCE (3), ALL GUARDS SHALL BE NOT LESS THAN
(A) EXTERIOR GUARDS SERVING NOT MORE THAN ONE DWELLING UNIT SHALL BE NOT LESS THAN 900 MM HIGH WHERE THE WALKING SURFACE SERVED BY THE GUARD IS NOT MORE THAN 1 800 MM ABOVE THE FINISHED GROUND LEVEL,
(B) EXTERIOR GUARDS SERVING MORE THAN ONE DWELLING UNIT SHALL BE NOT LESS THAN 1 070 MM HIGH, OR
(C) THE HEIGHT OF GUARDS FOR FLIGHTS OF STEPS SHALL BE MEASURED VERTICALLY FROM A LINE DRAWN THROUGH THE LEADING EDGE OF THE TREADS SERVED BY THE GUARD.
9.9.1.3. GLAZING IN GUARDS
(1) GLASS IN GUARDS SHALL BE
(A) SAFETY GLASS OF THE LAMINATED OR TEMPERED TYPE CONFORMING TO CAN/CGSB-12.1-M, "TEMPERED OR LAMINATED SAFETY GLASS",
(B) WIRED GLASS CONFORMING TO CAN/CGSB-12.11-M, "WIRED SAFETY GLASS",
12.3.3.11. WINDOWS AND GLAZING
(1) EXCEPT AS PROVIDED IN SENTENCES (2) AND (3), WINDOWS AND ALL GLAZING THAT SEPARATES HEATED SPACE FROM UNHEATED SPACE OR THE EXTERIOR SHALL CONFORM TO ARTICLES 12.3.2.8. AND 12.3.2.9.
(2) WINDOWS AND ALL GLAZING THAT SEPARATES HEATED SPACE FROM UNHEATED SPACE, INCLUDING GLAZING FOR DOORS AND SKYLIGHTS, THAT SEPARATES HEATED SPACE FROM UNHEATED SPACE OR THE EXTERIOR SHALL NOT EXCEED 20 PER CENT OF THE FLOOR AREA OF THE STOREY SERVED BY THE GLAZED AREAS AND SHALL NOT EXCEED 40 PER CENT OF THE TOTAL AREA OF THE WALLS OF THAT STOREY SERVED BY THE GLAZED AREAS, EXCEPT THAT THE GLAZED AREA SHALL NOT EXCEED 10 PER CENT OF THE TOTAL AREA OF THE WALLS IF THE GRAGLE PORTION OF THE WALL IS CALCULATED AS ITS PROJECTED AREA ON A VERTICAL PLANE.
(3) WHERE THE THERMAL RESISTANCE OF GLAZING IS DIFFERENT FROM THAT REQUIRED IN SENTENCES (1) AND ARTICLE 12.3.1.10., THE AREA OF GLAZING MAY BE INCREASED OVER THE AREA PERMITTED IN SENTENCE (2) BY THE AMOUNT OF THE DIFFERENCE BETWEEN THE RATIO OF THE REQUIRED THERMAL RESISTANCE DIVIDED BY THE ACTUAL THERMAL RESISTANCE OF THE GLAZING.
(4) WHERE THE SOLAR HEAT GAIN COEFFICIENT OF THE GLAZING IS DIFFERENT FROM THE SOLAR HEAT GAIN COEFFICIENT OF MORE THAN 0.70 THAT IS UNSHADED IN THE WINTER AND FACES A DIRECTION WITHIN 45° OF DUE SOUTH-MAY BE ASSUMED TO BE 50 PERCENT OF THE AREA OF GLAZING THAT IS SHADED IN THE WINTER, THE SHADING SHALL BE CALCULATED USING THE SUN ANGLES OF JANUARY WITH A SYSTEM THAT IS CAPABLE OF DISTRIBUTING THE SOLAR HEAT GAIN FROM SUCH GLAZED AREAS THROUGHOUT THE BUILDING FOR THE PURPOSE OF DETERMINING WHETHER OR NOT THE GLAZING IS SHADED IN THE WINTER, THE SHADING SHALL BE CALCULATED USING THE SUN ANGLES OF JANUARY.
(5) SENTENCE (4) SHALL NOT APPLY WHERE THE BUILDING IS DESIGNED TO BE COOLED UNLESS THE GLAZING DESCRIBED IN SENTENCE (4) IS SHADED IN THE SUMMER WITH EXTERIOR DEVICES FOR THE PURPOSE OF DETERMINING WHETHER OR NOT THE GLAZING IS SHADED IN THE WINTER, THE SHADING SHALL BE CALCULATED USING THE NOON SUN ANGLES OF JUNE 21.
12.3.3.12. AIR INFILTRATION
(1) WINDOWS THAT SEPARATE HEATED SPACE FROM UNHEATED SPACE OR THE EXTERIOR SHALL BE DESIGNED TO LIMIT THE RATE OF AIR INFILTRATION TO NOT MORE THAN 1.5 L/S PER SQUARE METRE OF DOOR AREA WHEN TESTED IN CONFORMANCE WITH ASTM E283, "DETERMINING THE RATE OF AIR LEAKAGE THROUGH EXTERIOR WINDOWS, CURTAIN WALLS, AND DOORS UNDER SPECIFIED PRESSURE DIFFERENCES ACROSS THE SPECIMEN".
(2) EXTERIOR DOORS THAT SEPARATE HEATED SPACE FROM UNHEATED SPACE OR THE EXTERIOR SHALL BE DESIGNED TO LIMIT AIR INFILTRATION TO NOT MORE THAN 0.5 L/S PER SQUARE METRE OF DOOR AREA WHEN TESTED IN CONFORMANCE WITH SENTENCE (1).
(3) EXTERIOR DOORS SHALL BE DESIGNED OR STRIPPED ON ALL EDGES AND PROTECTED WITH A STORM DOOR OR BY AN ENCLOSED UNHEATED SPACE. EXTERIOR SWING TYPE DOOR ASSEMBLIES FOR DWELLING UNITS, INDIVIDUALLY REKEYED HOTEL ROOMS AND SUITES SHALL BE DESIGNED TO LIMIT THE RATE OF AIR INFILTRATION TO NOT MORE THAN 0.35 L/S FOR EACH SQUARE METRE OF DOOR AREA WHEN TESTED IN CONFORMANCE WITH SENTENCE (1).
(4) DOOR ASSEMBLIES OTHER THAN THOSE DESCRIBED IN SENTENCES (2) AND (3), THAT SEPARATE HEATED SPACE FROM UNHEATED SPACE OR THE EXTERIOR SHALL BE DESIGNED TO LIMIT THE RATE OF AIR INFILTRATION TO NOT MORE THAN 1.0 L/S FOR EACH METRE OF DOOR SEALING MATERIAL TO REDUCE AIR INFILTRATION SHALL CONFORM TO THE REQUIREMENTS IN SUBSECTION 9.27.4.
(5) SEALING MATERIAL TO REDUCE AIR INFILTRATION SHALL CONFORM TO THE REQUIREMENTS IN SUBSECTION 9.27.4. OTHER LOCATION WHERE THERE IS A POSSIBILITY OF AIR LEAKAGE INTO HEATED SPACES IN A BUILDING THROUGH THE EXTERIOR WALLS, SUCH AS AT UTILITY PENETRATIONS, SHALL BE SEALED TO LIMIT THE RATE OF AIR INFILTRATION TO NOT MORE THAN 1.0 L/S PER SQUARE METRE.
(6) AIR LEAKAGE BETWEEN HEATED SPACE AND ADJACENT ROOF OR ATTIC SPACE CAUSED BY THE PENETRATION OF SERVICES SHALL BE RESTRICTED IN CONFORMANCE WITH THE REQUIREMENTS OF SUBSECTION 9.25.3.

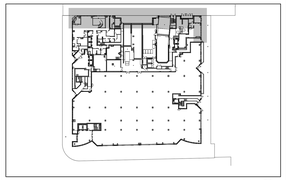

Window Schedule Key Plan - Level 1 (2 / A4-04)
NTS

WINDOW SCHEDULE LEGEND

13148 - AQUAVISTA
UPDATED: FEBRUARY 16, 2016

3 — PREFINISHED ALUMINUM WINDOW WALL: VISION PANEL
ALUM. COLOUR: EXTERIOR - PPG UC750-14F DURAMAR GREY VELVET; INTERIOR - #1205 DURACRON WHITE
GLASS TYPE: CLEAR INNER & OUTER LITE, GUARDIAN SUNGUARD - SUPERNEUTRAL SN54 ON SURFACE 2

3A — PREFINISHED ALUMINUM WINDOW WALL: VISION PANEL FRIT PATTERN
ALUM. COLOUR: EXTERIOR - PPG UC750-14F DURAMAR GREY VELVET; INTERIOR - #1205 DURACRON WHITE
GLASS TYPE: CLEAR INNER & OUTER LITE, GUARDIAN SUNGUARD - SUPERNEUTRAL SN54 ON SURFACE 2; WHITE FRIT 3MM DIAMETER DOTS IN 10CM SQUARE PATTERN ON SURFACE 3

3B — PREFINISHED ALUMINUM WINDOW WALL: OPERABLE AWNING
ALUM. COLOUR: EXTERIOR - PPG UC750-14F DURAMAR GREY VELVET; INTERIOR - #1205 DURACRON WHITE
GLASS TYPE: CLEAR INNER & OUTER LITE, GUARDIAN SUNGUARD - SUPERNEUTRAL SN54 ON SURFACE 2

3C — PREFINISHED ALUMINUM WINDOW WALL: OPERABLE AWNING FRIT PATTERN
ALUM. COLOUR: EXTERIOR - PPG UC750-14F DURAMAR GREY VELVET; INTERIOR - #1205 DURACRON WHITE
GLASS TYPE: CLEAR INNER & OUTER LITE, GUARDIAN SUNGUARD - SUPERNEUTRAL SN54 ON SURFACE 2; WHITE FRIT 3MM DIAMETER DOTS IN 10CM SQUARE PATTERN ON SURFACE 3

3D — PREFINISHED ALUMINUM WINDOW WALL: GLASS SPANDREL PANEL
ALUM. COLOUR: EXTERIOR - PPG UC750-14F DURAMAR GREY VELVET; INTERIOR - #1205 DURACRON WHITE
GLASS TYPE: CLEAR FLOAT
COLOUR: SOLID FRIT VIRACON SUBDUED GRAY VISO ON SURFACE 2

3E — PREFINISHED ALUMINUM WINDOW WALL: METAL SPANDREL PANEL
ALUM. COLOUR: EXTERIOR - PPG UC750-14F DURAMAR GREY VELVET; INTERIOR - #1205 DURACRON WHITE
METAL PANEL: PPG UC750-14F DURAMAR GREY VELVET

3F — PREFINISHED ALUMINUM WINDOW WALL: METAL LOUVER
ALUM. COLOUR: EXTERIOR - PPG UC750-14F DURAMAR GREY VELVET; INTERIOR - #1205 DURACRON WHITE
METAL LOUVER: PPG UC750-14F DURAMAR GREY VELVET

3G1 — PREFINISHED ALUMINUM WINDOW WALL: METAL SLAB COVER - PROFILE 40x420mm
ALUM. COLOUR: EXTERIOR - PPG UC750-14F DURAMAR GREY VELVET; INTERIOR - #1205 DURACRON WHITE
SLAB COVER: PPG UC1907005, DURAMAR XL STEEL SILVER CITY

3G2 — PREFINISHED ALUMINUM WINDOW WALL: METAL SLAB COVER - PROFILE 105x420mm
ALUM. COLOUR: EXTERIOR - PPG UC750-14F DURAMAR GREY VELVET; INTERIOR - #1205 DURACRON WHITE
SLAB COVER: PPG UC1907005, DURAMAR XL STEEL SILVER CITY

3G3 — PREFINISHED ALUMINUM WINDOW WALL: METAL SLAB COVER - PROFILE 220x420mm
ALUM. COLOUR: EXTERIOR - PPG UC750-14F DURAMAR GREY VELVET; INTERIOR - #1205 DURACRON WHITE
SLAB COVER: PPG UC1907005, DURAMAR XL STEEL SILVER CITY

3H — PREFINISHED ALUMINUM WINDOW WALL: OPERABLE WINDOW - VISION PANEL
ALUM. COLOUR: EXTERIOR - PPG UC750-14F DURAMAR GREY VELVET; INTERIOR - #1205 DURACRON WHITE
GLASS TYPE: CLEAR INNER & OUTER LITE, GUARDIAN SUNGUARD - SUPERNEUTRAL SN54 ON SURFACE 2

3J — PREFINISHED ALUMINUM WINDOW WALL: OPERABLE WINDOW - GLASS SPANDREL PANEL
ALUM. COLOUR: EXTERIOR - PPG UC750-14F DURAMAR GREY VELVET; INTERIOR - #1205 DURACRON WHITE
GLASS TYPE: CLEAR FLOAT
COLOUR: SOLID FRIT VIRACON SUBDUED GRAY VISO ON SURFACE 2

3K — PREFINISHED ALUMINUM WINDOW WALL: OPERABLE WINDOW - METAL LOUVER
ALUM. COLOUR: EXTERIOR - PPG UC750-14F DURAMAR GREY VELVET; INTERIOR - #1205 DURACRON WHITE
METAL LOUVER: PPG UC750-14F DURAMAR GREY VELVET

4 — PREFINISHED STOREFRONT CURTAINWALL: VISION PANEL (GROUND FLOOR)
ALUM. COLOUR: EXTERIOR - PPG UC750-14F DURAMAR GREY VELVET; INTERIOR - PPG UC750-14F DURAMAR GREY VELVET
GLASS TYPE: CLEAR INNER & OUTER LITE, GUARDIAN SUNGUARD - SUPERNEUTRAL SN68 ON SURFACE 2

4A — PREFINISHED STOREFRONT CURTAINWALL: VISION PANEL FRIT PATTERN (GROUND FLOOR)
ALUM. COLOUR: EXTERIOR - PPG UC750-14F DURAMAR GREY VELVET; INTERIOR - PPG UC750-14F DURAMAR GREY VELVET
GLASS TYPE: CLEAR INNER & OUTER LITE, GUARDIAN SUNGUARD - SUPERNEUTRAL SN68 ON SURFACE 2; SOLID FRIT 6MM DIAMETER DOTS IN 60x30 SQUARE PATTERN ON SURFACE 3

4B — PREFINISHED STOREFRONT CURTAINWALL: SHADOW BOX (GROUND FLOOR)
ALUM. COLOUR: EXTERIOR - PPG UC750-14F DURAMAR GREY VELVET; INTERIOR - PPG UC750-14F DURAMAR GREY VELVET
GLASS TYPE: CLEAR INNER & OUTER LITE, GUARDIAN SUNGUARD - SUPERNEUTRAL SN68 ON SURFACE 2
COLOUR: WHITE COLOUR PAINT ON ALUMINUM PAN BEHIND SURFACE 4

4C — PREFINISHED STOREFRONT CURTAINWALL: GLASS SPANDREL PANEL (GROUND FLOOR)
ALUM. COLOUR: EXTERIOR - PPG UC750-14F DURAMAR GREY VELVET; INTERIOR - PPG UC750-14F DURAMAR GREY VELVET
GLASS TYPE: CLEAR INNER & OUTER LITE, GUARDIAN SUNGUARD - SUPERNEUTRAL SN68 ON SURFACE 2
COLOUR: SOLID FRIT GREY VELVET ON SURFACE 4

4D — PREFINISHED STOREFRONT CURTAINWALL: METAL LOUVER (GROUND FLOOR)
ALUM. COLOUR: EXTERIOR - PPG UC750-14F DURAMAR GREY VELVET; INTERIOR - PPG UC750-14F DURAMAR GREY VELVET
METAL LOUVER: PPG UC750-14F DURAMAR GREY VELVET

4E — PREFINISHED STOREFRONT CURTAINWALL: METAL SPANDREL PANEL (GROUND FLOOR)
ALUM. COLOUR: EXTERIOR - PPG UC750-14F DURAMAR GREY VELVET; INTERIOR - PPG UC750-14F DURAMAR GREY VELVET
METAL PANEL: PPG UC750-14F DURAMAR GREY VELVET

4F — PREFINISHED STOREFRONT CURTAINWALL: VISION PANEL FRIT PATTERN (GROUND FLOOR)
ALUM. COLOUR: EXTERIOR - PPG UC750-14F DURAMAR GREY VELVET; INTERIOR - PPG UC750-14F DURAMAR GREY VELVET
GLASS TYPE: CLEAR INNER & OUTER LITE, GUARDIAN SUNGUARD - SUPERNEUTRAL SN68 ON SURFACE 3; GREY VELVET HORIZONTAL FRIT PATTERN ON SURFACE 2

LEGEND

BBQ	BBQ GAS CONNECTION - REFER TO MECHANICAL DRAWINGS
NFHB	NON FREEZE HOSE BIBB - REFER TO MECHANICAL DRAWINGS
WDR	WEATHERPROOF DUPLEX RECEPTACLE - REFER TO ELECTRICAL DRAWINGS
LF	LIGHT FIXTURE - REFER TO ELECTRICAL DRAWINGS
TG	TEMPERED GLASS

Window Schedule Legend (1 / A4-04)
NTS

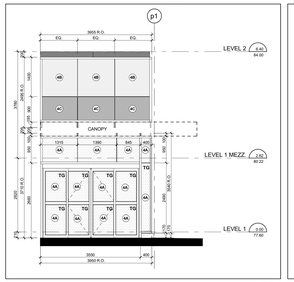

East Elevation - Part 1 (22 / A4-04)
Scale: 1 : 50

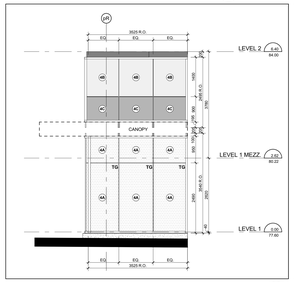

North Elevation - Part 17 (21 / A4-04)
Scale: 1 : 50

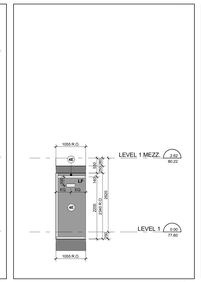

North Elevation - Part 16 (20 / A4-04)
Scale: 1 : 50

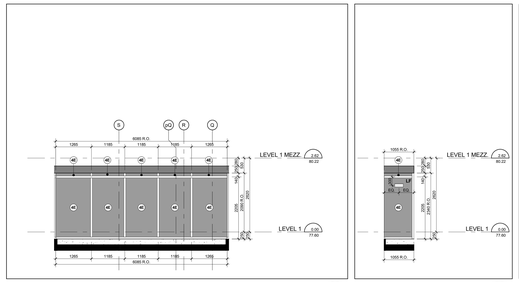

North Elevation - Part 15 (19 / A4-04)
Scale: 1 : 50

North Elevation - Part 14 (18 / A4-04)
Scale: 1 : 50

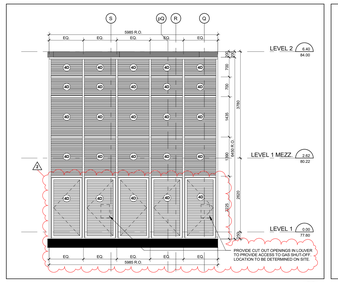

North Elevation - Part 13 (17 / A4-04)
Scale: 1 : 50

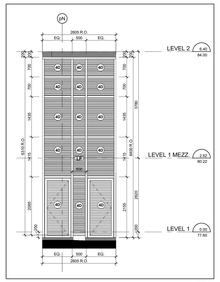

North Elevation - Part 12 (16 / A4-04)
Scale: 1 : 50

Typical Window Schedule Notes (3 / A4-04)
NTS

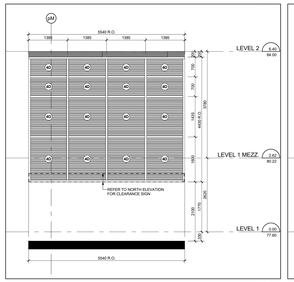

North Elevation - Part 11 (15 / A4-04)
Scale: 1 : 50

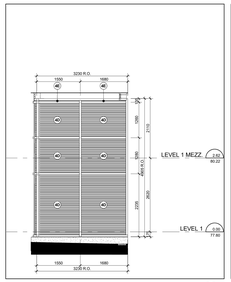

North Elevation - Part 10 (14 / A4-04)
Scale: 1 : 50

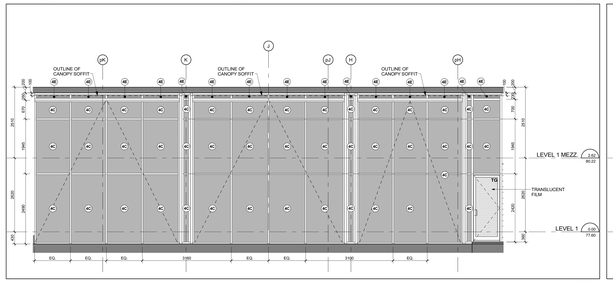

North Elevation - Part 9 (13 / A4-04)
Scale: 1 : 50

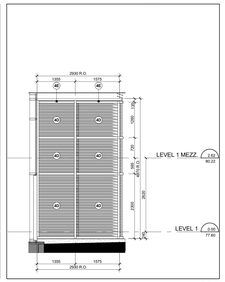

North Elevation - Part 8 (12 / A4-04)
Scale: 1 : 50

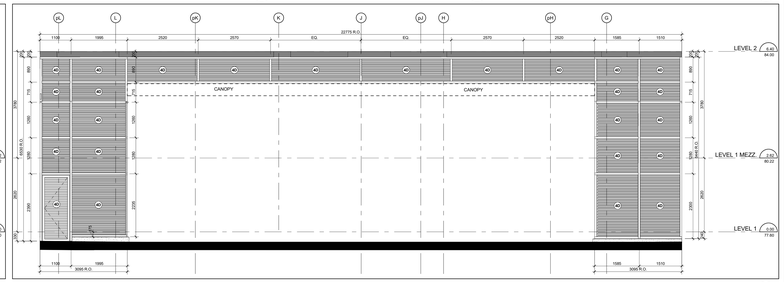

North Elevation - Part 7 (11 / A4-04)
Scale: 1 : 50

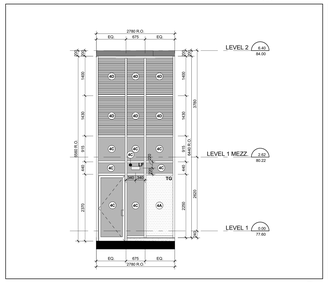

North Elevation - Part 6 (10 / A4-04)
Scale: 1 : 50

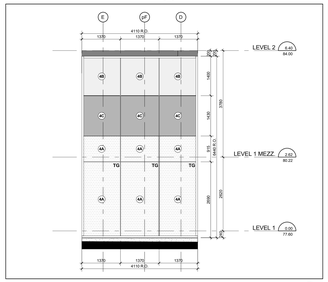

North Elevation - Part 5 (9 / A4-04)
Scale: 1 : 50

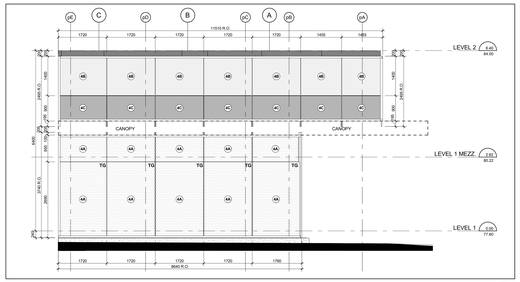

North Elevation - Part 4 (8 / A4-04)
Scale: 1 : 50

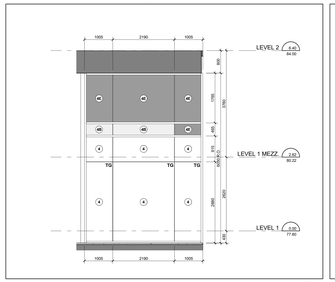

North Elevation - Part 3 (7 / A4-04)
Scale: 1 : 50

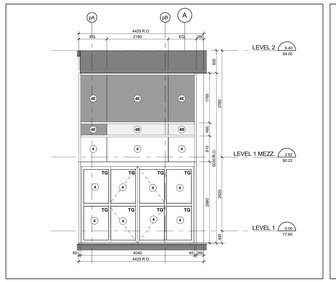

North Elevation - Part 2 (6 / A4-04)
Scale: 1 : 50

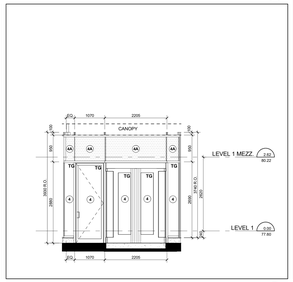

North Elevation - Part 1 (5 / A4-04)
Scale: 1 : 50

Contractor Must Check And Verify All Dimensions On The Job.
Do Not Scale The Drawings.
All Drawings, Specifications And Related Documents Are The Copyright Of The Architect And Must Be Returned Upon Request.
Reproduction Of Drawings, Specifications And Related Documents In Part Or Whole Is Forbidden Without The Architects Written Permission.
The Drawing Is Not To Be Used For Construction Until Signed By The Architect.
Date: November 4, 2016

Construction

KIRKOR ARCHITECTS + PLANNERS
20 Martin Ross Avenue, Toronto, Ontario, M3J 2K8
Tel 416.665.6062, Fax 416.665.7234, www.kirkorarchitects.com

No.	Revision	Date
1	Site Instruction #04	April 20, 2017
2	Site Instruction #23	Apr. 16, 2016

No.	Issued For	Date
3	Building Permit Resubmission	Nov. 1, 2017
2	Construction	Nov. 4, 2016
1	Tender	Oct. 15, 2015

AQUAVISTA
AT BAYSIDE TORONTO

Drawing Title
Window Schedule - Level 1 - North & East Elevation

Project
Hines TRIDEL
AQUAVISTA
Block 3 - R3 & R4
263 Queens Quay East
Toronto, ON

Scale: As indicated
Drawn by: E.V. / M.N.
Checked by: C.A.
Project No.: 13148
Date: November 4, 2016
Drawing No.: A4-04