





II BY IV DESIGN
LIGHTING SPECIFICATION

14008 + AQUAVISTA






All specifications are subject to change; alternates of equal or better quality accepted. Provide samples or cut sheets for Designer approval prior to installation. All fixtures to meet local electrical codes and standards. Install as per manufacturer's instructions.

ITEM					SPECIFICS			CONTACT		
Issue /Date	Reference	Reference Image	Item	Location	Manufacturer/Model/ Product #	Lamp Type	Finishes	Supplier	Contact	Notes
Issued for Corrdination 15.07.22	L.1A		Round LED Recessed Adjustable	L1 East Lobby L1 West Lobby L2 Party Room	Juno Lighting Group 4 Inch LED Adjustable Trim 440LEDG4 Housing: IC1ALEDG4 Accessories: TIR-2-FL 40° Flood Optic	9.6W LED, 120V, 3000K, CRI 90	White Trim	Salex	Rohan Periana t: 416.457.6432 rperiana@salex.ca	Install as per manufacturer's instructions.
Issued for Corrdination 15.07.22	L.1B		Round LED Recessed Adjustable	L2 Dining Area	Juno Lighting Group 4 Inch LED Adjustable Trim 440LEDG4 Housing: IC1ALEDG4 Accessories: TIR-2-FL 40° Flood Optic	90 CRI Minimum, TIR	Black Trim	Salex	Rohan Periana t: 416.457.6432 rperiana@salex.ca	Install as per manufacturer's instructions.
Issued for Corrdination 15.07.22	L.2A		Square Recessed Adjustable Trimless (Narrow Flood)	L1 East Lobby L1 West Lobby	DeltaLight Grid IN Trimless 1 HP 303027 6 202 684 20122 Housing: Non IC Plaster Frame NIC L 600mA-DCx40 W 120V GI 1 MTK HP 6 202 0356 61 11 Accessories: Includes 1 Reflector -27°	Includes 1 PowerLED White 26W, 3000K, CRI>80	White & Black	Salex	Rohan Periana t: 416.457.6432 rperiana@salex.ca	Install as per manufacturer's instructions.
Issued for Corrdination 15.07.22	L.2B		Square Recessed Adjustable Trimless (Flood)	L1 East Lobby L1 West Lobby P1 Level	DeltaLight Grid IN Trimless 1 HP 303027 6 202 684 20122 Housing: Non IC Plaster Frame NIC L 600mA-DCx40 W 120V GI 1 MTK HP 6 202 0356 61 11 Accessories: Linear Spread Lens 87 201 01 02	Includes 1 PowerLED White 26W, 3000K, CRI>80	White & Black	Salex	Rohan Periana t: 416.457.6432 rperiana@salex.ca	Install as per manufacturer's instructions.

II BY IV DESIGN
LIGHTING SPECIFICATION

14008 + AQUAVISTA






All specifications are subject to change; alternates of equal or better quality accepted. Provide samples or cut sheets for Designer approval prior to installation. All fixtures to meet local electrical codes and standards. Install as per manufacturer's instructions.

ITEM					SPECIFICS			CONTACT		
Issue /Date	Reference	Reference Image	Item	Location	Manufacturer/Model/ Product #	Lamp Type	Finishes	Supplier	Contact	Notes
Issued for Corrdination 15.07.22	L.3		Recessed Adjustable Trimless	L1 East Lobby L1 West Lobby L2 Party Room	DeltaLight Grid IN Trimless 2 HP 303027 6 202 684 20222 Housing: Non IC Plaster Frame NIC L 600mA-DC 2x40W 120V GI 2 MTK HP 6 202 0357 62 11 Accessories: Includes 1 Reflector -27°	Includes 1 PowerLED White 26W, 3000K, CRI>80	White/Black	Salex	Rohan Periana t: 416.457.6432 rperiana@salex.ca	Install as per manufacturer's instructions.
Issued for Corrdination 15.07.22	L.4		Linear Recessed Adjustable Trimless	L1 East Lobby L1 West Lobby L2 Party Room	DeltaLight Splitline 52 RB LED Profile: 6 372 52 00 End Cap: 372 52 03 01	Includes PowerLED White 7W, 120V, 3000K, CRI>80	Black	Salex	Rohan Periana t: 416.457.6432 rperiana@salex.ca	Install as per manufacturer's instructions.
Issued for Corrdination 15.07.22	L.5		Round LED Recessed Downlight	L2 W/C, Janitor Clost, Kitchen	Juno Lighting Group 4 Inch LED Downlight Trim 17W-WH Housing: IC91LEDG4	13W LED, 120V, 3000K, CRI 90	White Trim	Salex	Rohan Periana t: 416.457.6432 rperiana@salex.ca	Install as per manufacturer's instructions.
Issued for Corrdination 15.07.22	L.6		Recessed Adjustable Downlight		Juno Lighting Group Indy Designer Cove DCS30	LED, 120V, 3500K	White	Salex	Rohan Periana t: 416.457.6432 rperiana@salex.ca	Install as per manufacturer's instructions.
Issued for Corrdination 15.07.22	L.7		Recessed for T-bar Ceiling	L1 BOH	Visioneering TDEW Troffer Dish High-Efficiency Basket TDEW-2X4-2L-T5HO-54-R-120 - 120V	2 54W T5HO	White	Salex	Rohan Periana t: 416.457.6432 rperiana@salex.ca	Install as per manufacturer's instructions.

II BY IV DESIGN
LIGHTING SPECIFICATION

14008 + AQUAVISTA





All specifications are subject to change; alternates of equal or better quality accepted. Provide samples or cut sheets for Designer approval prior to installation. All fixtures to meet local electrical codes and standards. Install as per manufacturer's instructions.

ITEM					SPECIFICS			CONTACT		
Issue /Date	Reference	Reference Image	Item	Location	Manufacturer/Model/Product #	Lamp Type	Finishes	Supplier	Contact	Notes
Issued for Corrdination 15.07.22	L.8		Cove Lighting	Throughout	Modalight Kandi Stix 6 3000K 100-277vAC 50/60Hz	TBD	N/A	Salex	Rohan Periana t: 416.457.6432 rperiana@salex.ca	Install as per manufacturer's instructions.
Issued for Corrdination 15.07.22	L.9		Custom Chandelier	L1 Mailroom	Gabriel Scott Welles Long Chandelier	15W E-12	Blackened Steel Exterior, Satin Brass Interior	Gabriel Scott	Gabriel Scott Studio & Head Office t: 646.783.3770 info@gabriel-scott.com	Made to order. Install as per manufacturer's instructions.
Issued for Corrdination 15.07.22	L.10		Wall Mounted Picture Light	L2 Billiards Room	DanaLite Linear T5 Fluorescent Sign/Display 2" Round Canopy Solo Fixture DF2S-2R12-BLF	24W T5 Fluorescent, 120V, 3000K	Black	Salex	Rohan Periana t: 416.457.6432 rperiana@salex.ca	Install as per manufacturer's instructions.
Issued for Corrdination 15.07.22	L.11A		Linear Recessed	P1 Fitness, Yoga, Spin	Axis Lighting Ray 4 Recessed Mount RAY4-VL-FL-8-NL4-T5HO-1-M16LED#- C-120-D-2A/B	T5 Halogen	Black	Salex	Rohan Periana t: 416.457.6432 rperiana@salex.ca	Install as per manufacturer's instructions. Custom black finish. 8' length.
Issued for Corrdination 15.07.22	L.11B		Linear Recessed	P1 Fitness, Yoga, Spin	Axis Lighting Ray 4 Recessed Mount RAY4-VL-FL-5-NL4-T5HO-1-M16LED#- C-120-D-2A/B	T5 Halogen	Black	Salex	Rohan Periana t: 416.457.6432 rperiana@salex.ca	Install as per manufacturer's instructions. Custom black finish. 5' length.

II BY IV DESIGN
LIGHTING SPECIFICATION

14008 + AQUAVISTA






All specifications are subject to change; alternates of equal or better quality accepted. Provide samples or cut sheets for Designer approval prior to installation. All fixtures to meet local electrical codes and standards. Install as per manufacturer's instructions.

ITEM					SPECIFICS			CONTACT		
Issue /Date	Reference	Reference Image	Item	Location	Manufacturer/Model/ Product #	Lamp Type	Finishes	Supplier	Contact	Notes
Issued for Corrdination 15.07.22	L.12		Custom Chandelier	L1 East Elevator Lobby L1 West Elevator Lobby Typical East Elevator Lobby Typical West Elevator Lobby						Install as per manufacturer's instructions.
Issued for Corrdination 15.07.22	L.13		Linear LED	P1 Change Room Sauna U/S of Stair L1 Kitchen L2 Kitchen	SGL LED FLEX Light (ULTRABright) FLEX-05-P-ULTRA	4.4W per linear foot, 240V NEUTRAL WHITE PCB	White	Salex	Rohan Periana t: 416.457.6432 rperiana@salex.ca	Install as per manufacturer's instructions.
Issued for Corrdination 15.07.22	L.14 *Same as L.10		Wall Mounted Picture Light	P1 Fitness, Yoga, Spin	DanaLite Linear T5 Fluorescent Sign/Display 2" Round Canopy Solo Fixture DF2S-2R12-BLF	24W T5 Fluorescent, 120V, 3000K	Black	Salex	Rohan Periana t: 416.457.6432 rperiana@salex.ca	Install as per manufacturer's instructions.
Issued for Corrdination 15.07.22	L.15		Linear Suspended Fixture	L1 Admin Office Meeting Room	Tech Lighting Knox Linear Suspension 700LSKNOXB-LED	40W LED, 120V, 3000K	Black	TBD	TBD	Install as per manufacturer's instructions.

**II BY IV DESIGN
LIGHTING SPECIFICATION**

14008 + AQUAVISTA





All specifications are subject to change; alternates of equal or better quality accepted. Provide samples or cut sheets for Designer approval prior to installation. All fixtures to meet local electrical codes and standards. Install as per manufacturer's instructions.

ITEM					SPECIFICS			CONTACT		
Issue /Date	Reference	Reference Image	Item	Location	Manufacturer/Model/ Product #	Lamp Type	Finishes	Supplier	Contact	Notes
Issued for Corrdination 15.07.22	L.16		Pendant	L2 Billiards Room	Roll & Hill Halo	76.8W LED, 120V, 2700K	Brushed Brass	Lightform	Lina Martinez lina@lightform.ca	Install as per manufacturer's instructions. 1/2" thick, 35" long steel stem in matching metal finish included with lamp, additional 96" stem lengths available for additional cost. Stem lengths are site cuttable. 8-10 week lead time.
Issued for Corrdination 15.07.22	L.17		Chandelier	L2 Party Room Bar	Lindsey Adelman BB.08.03	Double Loop Edison, 40W E-26	Machined Brass, 9" Clear Glass Globe	Hollace Cluny	Susan Fowlie t: 416.968.7894	Install as per manufacturer's instructions.
Issued for Corrdination 15.07.22	L.18		Chandelier	L2 Dining Area	Brabbu Horus Suspension Light		Copper, Clear Glass Globe	Hollace Cluny	Susan Fowlie t: 416.968.7894	Install as per manufacturer's instructions.
Issued for Corrdination 15.07.22	L.19	RESERVED	RESERVED	RESERVED	RESERVED	RESERVED	RESERVED	RESERVED	RESERVED	RESERVED
Issued for Corrdination 15.07.22	L.20		Square Recessed Flush Mount Wall Wash Fixture	Typical East Elevator Lobby Typical West Elevator Lobby	Aculux LED Recessed Adjustable 3 1/4" Square Aperture IC49LSQ-830-S	20W LED, 120V, 3000K	Wheat Haze	Salex	Rohan Periana t: 416.457.6432 rperiana@salex.ca	Install as per manufacturer's instructions.
Issued for Corrdination 15.07.22	L.21		Round LED Recessed Downlight	Typical Corridor Throughout	SLV Lighting Nano 1701511U Housing: 701401U	8W LED, 120V, 3000K	White Trim	TBD	TBD	Install as per manufacturer's instructions.

II BY IV DESIGN
LIGHTING SPECIFICATION

14008 + AQUAVISTA


All specifications are subject to change; alternates of equal or better quality accepted. Provide samples or cut sheets for Designer approval prior to installation. All fixtures to meet local electrical codes and standards. Install as per manufacturer's instructions.

ITEM					SPECIFICS			CONTACT		
Issue /Date	Reference	Reference Image	Item	Location	Manufacturer/Model/ Product #	Lamp Type	Finishes	Supplier	Contact	Notes
Issued for Corrdination 15.07.22	L.22A		Horizontal Mount Wall Sconce	Typical Suite Entry	Zaneen Zero LED 20" D8-3313	8.5W LED, 120V, 3000K	Gold Leaf	Zaneen	Lory Avery t: 416.247-9221 x 233 lory@zaneen.com	Install as per manufacturer's instructions.
Issued for Corrdination 15.07.22	L.22B		Vertical Mount Wall Sconce	Typical East Elevator Lobby Typical West Elevator Lobby	Zaneen Zero LED 40" D8-3317	8.5W LED, 120V, 3000K	Gold Leaf	Zaneen	Lory Avery t: 416.247-9221 x 233 lory@zaneen.com	Install as per manufacturer's instructions.
Issued for Corrdination 15.07.22	L.23		Chandelier	L2 North Corridor	Roll & Hill Astral Agnes 01 - 12 Lights	LED 120V	Brushed Brass	Lightform	Lina Martinez lina@lightform.ca	Install as per manufacturer's instructions. 8-10 week lead time
Issued for Corrdination 15.07.22	L.24		Waterproof Square Recessed LED Downlight	P1 Change Room Shower	Juno Lighting Group 2 Inch LED Square Downlight 2SQ Series 2SQ-930N1-WWH	LED, 120V, 3000K, CRI 90	White Trim	Salex	Rohan Periana t: 416.457.6432 rperiana@salex.ca	Install as per manufacturer's instructions.
Issued for Corrdination 15.07.22	L.25	RESERVED	RESERVED	RESERVED	RESERVED	RESERVED	RESERVED	RESERVED	RESERVED	RESERVED
Issued for Corrdination 15.07.22	L.26	RESERVED	RESERVED	RESERVED	RESERVED	RESERVED	RESERVED	RESERVED	RESERVED	RESERVED

**II BY IV DESIGN
LIGHTING SPECIFICATION**

14008 + AQUAVISTA

All specifications are subject to change; alternates of equal or better quality accepted. Provide samples or cut sheets for Designer approval prior to installation. All fixtures to meet local electrical codes and standards. Install as per manufacturer's instructions.

ITEM					SPECIFICS			CONTACT		
Issue /Date	Reference	Reference Image	Item	Location	Manufacturer/Model/Product #	Lamp Type	Finishes	Supplier	Contact	Notes
Issued for Corrdination 15.07.22	L.27		Pendant	L1 Admin Office Kitchen				Salex	Rohan Periana t: 416.457.6432 rperiana@salex.ca	Install as per manufacturer's instructions.
Issued for Corrdination 15.07.22	L.28		Pendant	L1 East Entrance Vestibule				Salex	Rohan Periana t: 416.457.6432 rperiana@salex.ca	Install as per manufacturer's instructions.
Issued for Corrdination 15.07.22	L.29		Surface Mount Fixture	P Levels				Salex	Rohan Periana t: 416.457.6432 rperiana@salex.ca	Install as per manufacturer's instructions.
Issued for Corrdination 15.07.22	L.30		Wall Sconce	P1 Stair	Fontana Arte Flex		White	Lightform	Lina Martinez lina@lightform.ca	Install as per manufacturer's instructions. 8-10 week lead time
Issued for Corrdination 15.07.22	L.31		Illuminated Mirror	P1 Change Room				Salex	Rohan Periana t: 416.457.6432 rperiana@salex.ca	Install as per manufacturer's instructions.