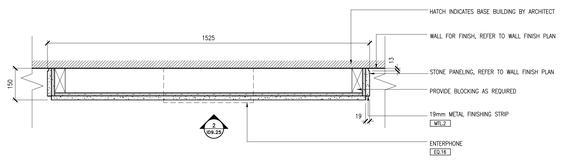

1 ID9.25 PLAN – P1 + L1 EAST ENTRANCE ENTERPHONE DETAIL
SCALE 1:10

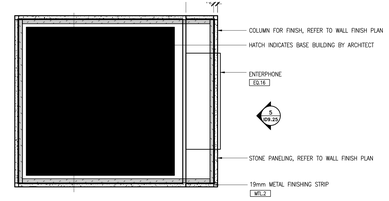

4 ID9.25 PLAN – L1 WEST ENTRANCE ENTERPHONE DETAIL
SCALE 1:10

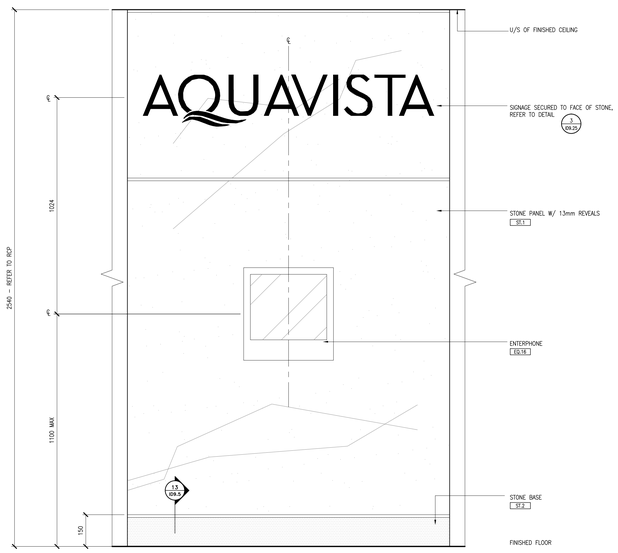

2 ID9.25 ELEVATION – P1 ENTERPHONE DETAIL
SCALE 1:10

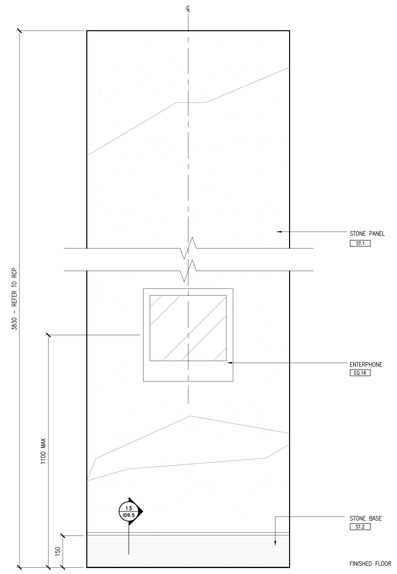

5 ID9.25 ELEVATION – L1 WEST ENTRANCE ENTERPHONE DETAIL
SCALE 1:10

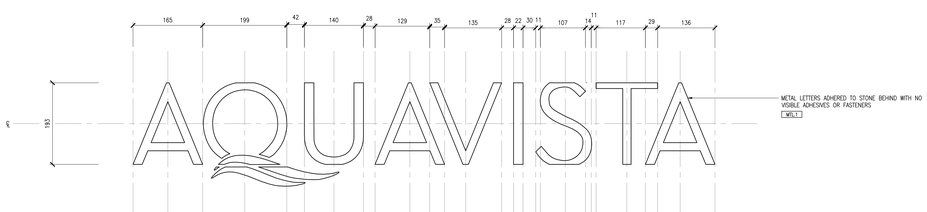

3 ID9.25 DETAIL – LOGO
SCALE 1:5

DOCUMENTS, PERFORMANCE REQUIREMENTS, APPLICABLE CODES AND REGULATIONS.

4. ALL DRAWINGS AND WRITTEN MATERIAL HEREIN CONSTITUTES THE ORIGINAL AND UNPUBLISHED WORK OF " II BY IV DESIGN ASSOCIATES INC. ", AND MAY NOT BE DUPLICATED, USED OR DISCLOSED WITHOUT PRIOR WRITTEN CONSENT OF " II BY IV DESIGN ASSOCIATES INC. "

5. DRAWINGS NOT TO BE SCALED

Issue:

16 SITE INSTRUCTION #06	18.05.04
17 SITE INSTRUCTION #07	18.05.31
-	-
-	-
-	-
-	-
-	-
-	-
-	-
-	-
-	-
-	-
-	-
-	-

Hines TRIDEL

AQUAVISTA
AT BAYSIDE TORONTO

1 EDGEWATER DRIVE, TORONTO ONTARIO

77 MOWAT AVENUE, SUITE 109
TORONTO, ONTARIO M6K 3E3 – CANADA
T + 1 416 531 2224

12 DESBROSSES STREET
NEW YORK, NEW YORK 10013 – USA
T + 1 212 392 4952

II BY IV DESIGN

Drawing Title:

P1 + L1 ENTERPHONE DETAIL

Our Project Number:
14008

Designed By: DM,KR,VW,SG
Detailed By: DM,KR,VW,SG,BP

Drawing Number:

ID9.25