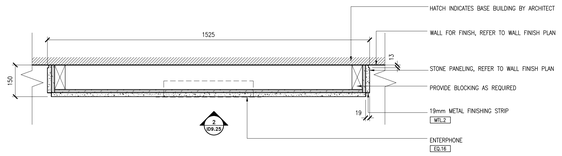

1 09.25 PLAN – P1 ENTERPHONE DETAIL
SCALE 1:10

22

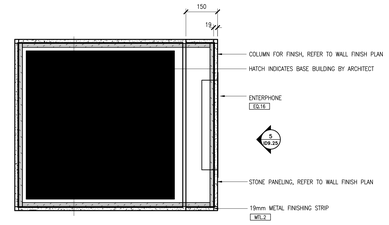

4 09.25 PLAN – L1 WEST ENTRANCE ENTERPHONE DETAIL
SCALE 1:10

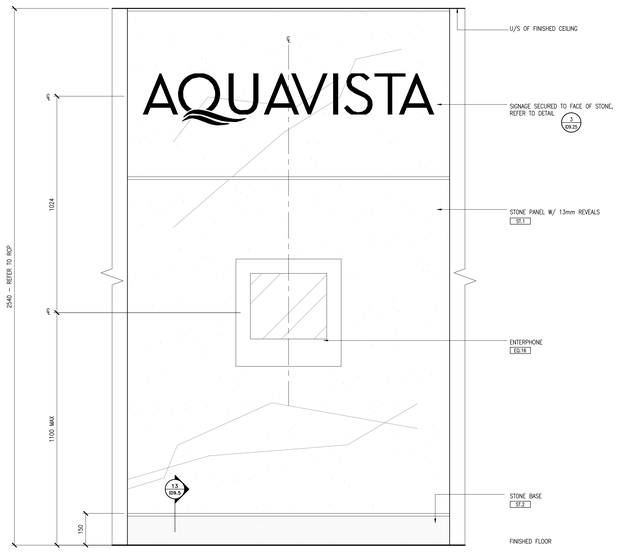

2 09.25 ELEVATION – P1 ENTERPHONE DETAIL
SCALE 1:10

22

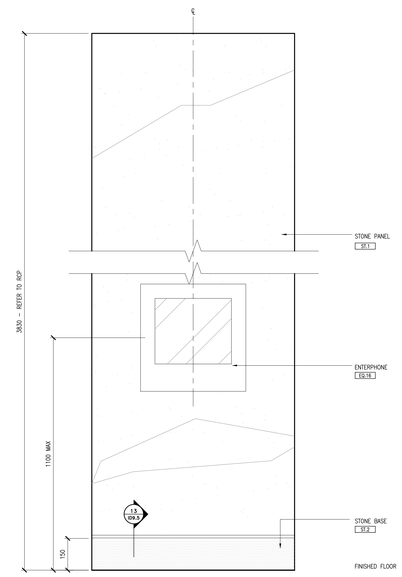

5 09.25 ELEVATION – L1 WEST ENTRANCE ENTERPHONE DETAIL
SCALE 1:10

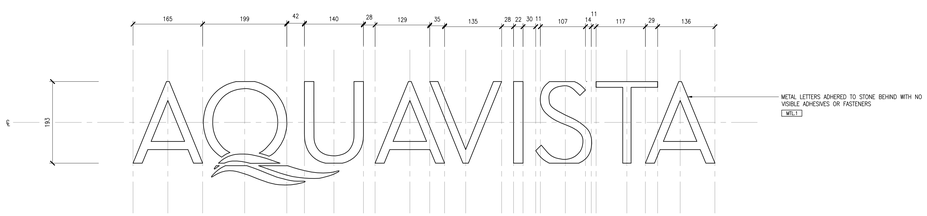

3 09.25 DETAIL – LOGO
SCALE 1:5

Notes:

1. CONTRACTOR AND ALL SUB-TRADES SHALL VERIFY ALL SITE DIMENSIONS, ALL DRAWINGS, DETAILS AND SPECIFICATIONS AND REPORT ANY DISCREPANCIES TO THE INTERIOR DESIGNERS IN WRITING FOR APPROVAL BEFORE PROCEEDING WITH THE WORK.

2. CONTRACTOR AND SUB-CONTRACTORS, BEFORE PROCEEDING WITH WORK, MUST SUBMIT ALL NECESSARY SAMPLES FOR APPROVAL OF QUALITY AND FINISH TO THE INTERIOR DESIGNER.

3. CONTRACTOR MUST COMPLY WITH THE CONTRACT DOCUMENTS, PERFORMANCE REQUIREMENTS, APPLICABLE CODES AND REGULATIONS.

4. ALL DRAWINGS AND WRITTEN MATERIAL HEREIN CONSTITUTES THE ORIGINAL AND UNPUBLISHED WORK OF " II BY IV DESIGN ASSOCIATES INC ", AND MAY NOT BE DUPLICATED, USED OR DISCLOSED WITHOUT PRIOR WRITTEN CONSENT OF " II BY IV DESIGN ASSOCIATES INC. "

5. DRAWINGS NOT TO BE SCALED

Issue:

16 SITE INSTRUCTION #06	18.05.04
17 SITE INSTRUCTION #07	18.05.31
22 SITE INSTRUCTION #14	18.10.03
-	-
-	-
-	-
-	-
-	-
-	-
-	-
-	-
-	-
-	-

Hines TRIDEL

AQUAVISTA
AT BAYSIDE TORONTO

1 EDGEWATER DRIVE, TORONTO ONTARIO

77 MOWAT AVENUE, SUITE 109
TORONTO, ONTARIO M6K 3E3 – CANADA
T + 1 416 531 2224

12 DESBROSSES STREET
NEW YORK, NEW YORK 10013 – USA
T + 1 212 392 4952

II BY IV DESIGN

Drawing Title:

P1 + L1 WEST
ENTERPHONE DETAIL

Our Project Number:
14008

Designed By: DM,KR, VW,SG
Detailed By: DM,KR, VW,SG,BP

Drawing Number:

ID9.25