



[Home](#) [Products](#) [Dishwashers](#) [Product Selection of dishwashers](#) [G 6785 SCVi AM](#)



G 6785 SCVi AM

Fully-integrated, full-size dishwasher with hidden control panel, 3D cutlery tray+ and custom panel and handle ready

- Everything completely dry – AutoOpen drying ⓘ
- Wash with the cheapest tariff – FlexiTimer with EcoStart ⓘ
- Long-lasting sparkle for your glasses – Perfect GlassCare ⓘ
- Perfect results in less than one hour - QuickIntenseWash ⓘ



★★★★★ 4.9 (16)

Price: \$ 2,599.00*

* Excludes all applicable taxes and delivery charges

[Find a retailer](#)











**FREE
C2 VACUUM
+
FREE
MIELE DISH TABS**

FREE C2 Canada Special Vacuum (Limit of one (1) per household). PLUS receive a FREE 1 year supply of Miele dishtabs

[Learn more](#)

Product details - G 6785 SCVi AM

Construction type ^	
Fully-integrated dishwasher	• ⓘ
24 in (60 cm) dishwasher	•
Full-size dishwasher	• ⓘ
Design ^	
Colour	Stainless Steel.
Control panel version	Fully integrated fascia
Control type	Programme selector button
Display	1-line text display
Display colour	White
Convenience ^	
Door closing aid	ComfortClose
Time left display	• ⓘ
In-door salt container	• ⓘ

Delay start up to 24 hours	• ⓘ
In-operation indicator light	optical and acoustic
Display language selection	•
Efficiency and sustainability 	
FlexiTimer with EcoStart	• ⓘ
Hot water connection	• ⓘ
EcoFeedback	•
Alternating spray arm technology	• ⓘ
Half load	• ⓘ
Gentle treatment of crockery and glassware 	
AutoOpen drying	• ⓘ
SensorDry	• ⓘ
Recirculation Turbothermic drying	• ⓘ
Perfect GlassCare	• ⓘ
DetergentAgent	• ⓘ
Wash programs 	
Normal	• ⓘ
Pots and Pans	• ⓘ
China & Crystal	• ⓘ
QuickIntenseWash	• ⓘ
SaniWash	• ⓘ
Maintenance program	• ⓘ
Rinse & Hold	•
Grates & filters	•
Dishwashing options 	
Short	•
Extra economical	•
Basket design 	
Cutlery loading	3D cutlery tray+ ⓘ
FlexCare glass holder	2
Basket design	ExtraComfort
Technology and quality 	
Sensors	AutoSensor
Electronic professional pump for variable spray pressure	• ⓘ
Safety 	
Waterproof system	•
Filter indicator light	•
Technical data 	
Niche width in in. (mm)	23 5/8 (600) -
	23 5/8 (600)
Niche height in in. (mm)	33 3/8 (845) -
	35 7/8 (910)
Niche depth in in. (mm)	22 1/2 (570)
Appliance width in in. (mm)	23 5/8 (600)

Appliance width in in. (mm)	23 3/8 (598)
Appliance height in in. (mm)	33 3/8 (845)
Appliance depth in in. (mm)	22 1/2 (570)
Appliance depth with door open in in. (cm)	47 1/2 (120.5)
Net weight in lbs (kg)	102 (46.0)
Total rated load in kW	1.5
Voltage in V	120
Fuse rating in A	15
Number of phases	1
Length of water drain hose in ft. (m)	4 (1.50)
Length of electrical cable in ft. (m)	3 (1.20)
Length of water inlet hose in ft. (m)	4 (1.50)

Installation diagrams

Downloads

* Excludes all applicable taxes and delivery charges

Subject to technical changes; no liability accepted for the accuracy of the information given!

¹ DE102007008950B4, EP2120671B1

² EP2233061B1

³ Optimum cleaning performance A in less than one hour in combination with Miele Ultra Tabs Multi. Confirmed by TÜV Rheinland: "The measured cleaning performance index of the QuickPowerWash programme in conjunction with the Miele UltraTabs Multi of 1.14 corresponds to the best possible cleaning performance class A (reference machine tested with IEC type B detergent)."

⁴ In the sensor wash gentle/ gentle programme

⁵ EP1967121B1

⁶ DE102006042486B3, EP1902659B1

⁷ DE102008062761B3, EP2201887B1